



# BEVERLY HILLS POLICE DEPARTMENT

## EXECUTIVE SUMMARY

January 2023

### Crime Summary

In January 2023, we saw a 10% increase in offenses<sup>1</sup> compared to December 2022. Overall total offenses are up by 30% year-to-date. We have had sixty-six offenses committed thus far in 2023 compared to 2022. Our response time to emergency calls for service is 2.37 minutes, and we received 3,546 community-generated calls for service.

### Community Engagement

- J The Community Relations Unit (CRU) is excited to announce that Sergeant Newman will be the new Community Relations Sergeant. Sergeant Newman has been a valuable member of the BHPD for over a decade and has held various leadership positions. He has also been recognized for his outstanding service, receiving the Life Saving Medal in 2016 and the Chief's Core Values Award in 2017 as part of the Field Training Officers Cadre.
- J Sergeant Newman leads a team of four (4) CRU members actively involved in the Beverly Hills community. Community Relations Officer Guvlekjian manages BHPD's community programs and events (e.g., Citizen Police Academy, Coffee with a Cop, National Night Out), while School Resource Officers Bedinian and Maitland ensure the safety and security of all schools in the City of Beverly Hills. Administrative Assistant Neri manages unit operations, communications, marketing, and social media, and provides additional support for programs, events, and online recruitment efforts.
- J Across social media, BHPD shared a behind-the-scenes look into the Golden Globes; the swearing-in ceremonies of the new Field Services Captain, two new Patrol Lieutenants, three new Sergeants, and three new Police Officers; and began highlighting police work from Night Watch. Follow the BHPD on all platforms by visiting <https://beverlyhills.org/BHPDconnect>.
- J The CRU is dedicated to promoting safety and security in the community. The CRU conducted site security assessments and foot beats, meeting with business owners and employees in the 100 and 200 blocks of S. Beverly Drive. Beverly Hills residents and businesses interested in a free security assessment of their property can contact [jnewman@beverlyhills.org](mailto:jnewman@beverlyhills.org) and [aguvlekjian@beverlyhills.org](mailto:aguvlekjian@beverlyhills.org) to schedule an appointment during a weekday.
- J The CRU presented our Drone as a First Responder (DFR) Program to a local assisted living facility to strengthen the Department's relationship with the community's older adult population.
- J Finally, the CRU continues to promote the philosophy of "Police and Community Together" (PACT) by participating in community events. CRU conducted a tour of the Department for the City of Beverly Hills' Diversity Inclusion Board, participated in the Mayor's Youth Mental Wellness Event, attended the City's Planning Commission and Human Relations Commission meetings, the Chamber of Commerce Government Affairs Committee, and a BHUSD PTSA meeting.

### Investigative Services Division

- J In January 2023, a series of trespassing, prowling and residential burglaries were committed in the area of Laurel Way. In one instance, video recorded the suspect wearing a ghillie suit in a resident's private yard. Detective personnel identified the suspect and through the collaboration of the Crime Impact Team (CIT), Patrol, and Detective personnel, the suspect was located squatting inside a private detached garage in the 1000 block of Laurel Way. Evidence found within the garage linked the suspect to the series of crimes and he was arrested for multiple counts of residential burglary, trespassing, providing false information to a police officer, and

---

<sup>1</sup> Tally of offense codes charged in crimes and arrests may have multiple offenses in any individual crime and arrest report.

resisting/obstructing/delaying a Police Officer. The Los Angeles County District Attorney's Office filed two counts of first-degree residential burglary (459 PC), two counts of second-degree burglary (459 PC), one count of giving false information to a Police Officer [148.9(a) PC], and five counts of resisting/obstructing/delaying a Police Officer [148(a)(1) PC].

- J In January 2023, a grand theft occurred when a patron dining at a restaurant in the 200 block of N. Beverly Drive had her purse stolen from the back of her chair, resulting in a \$6,900 loss. Cameras inside the restaurant captured a male and female working in concert to take the purse. Using the suspects' images obtained from the restaurant, Department personnel were able to locate the suspects on city-owned cameras as they exited the restaurant and later entered a parked vehicle. City cameras captured the license plate of the suspect vehicle. The vehicle was located in Seal Beach, CA, and the female suspect was arrested for the grand theft. Evidence found within the vehicle linked the suspect to the Beverly Hills crime as well as a similar crime that occurred in Garden Grove.

### **Traffic Division**

- J On January 10<sup>th</sup>, a public safety plan for the Golden Globe Awards.
- J On January 23<sup>rd</sup>, a Basic Traffic Crash Investigation course for the department and six (6) outside law enforcement agencies occurred
- J On January 30<sup>th</sup>, BHPD participated in the FARO Laser Scanner End User Course with Santa Monica Police and Culver City Police Departments.
- J Hosted 12 workshops and seven (7) Farmers Market details to assist the public with the Parking Permit Program.
  - 1. Enhanced Public Safety
  - 2. Modernization for the 40-year-old plan
  - 3. White Glove Treatment
- J Traffic Control Officers (TCO) have issued 4,260 parking citations and handled the Parking Permit registration.
- J TCOs continue to support the Metro projects on Wilshire Boulevard and increase its presence on Coldwater Canyon.
- J Increased enforcement on Doheny Drive and Elevado Avenue as well as Olympic Boulevard and Beverly Drive.



# BEVERLY HILLS POLICE DEPARTMENT - JANUARY 2023

## NATIONAL INCIDENT-BASED REPORTING SYSTEM (NIBRS) STATISTICAL REPORT

PATROL/FIELD STATISTICS	DEC 2022	JAN 2023	+/- CHANGE	% CHANGE	YTD 2021	YTD 2022	YTD 2023	+/- CHANGE	% CHANGE
911 CALLS RECEIVED	2,687	2,942	255	9%	2,103	2,806	2,942	136	5%
RESPONSE TIME TO EMERGENCY CALLS	2.44	2.37	-0.07	-2.9%	3.02	2.16	2.37	0.21	10%
COMMUNITY GENERATED CALLS FOR SERVICE	3,234	3,546	312	9.6%	2,314	2,699	3,546	847	31%
OVERALL INCIDENT BASED REPORTING	DEC 2022	JAN 2023	+/- CHANGE	% CHANGE	YTD 2021	YTD 2022	YTD 2023	+/- CHANGE	% CHANGE
CRIMINAL HOMICIDE	0	0	0	0%	0	0	0	0	0%
RAPE/SEXUAL ASSAULTS	0	3	3	N/C	3	3	3	0	0%
AGGRAVATED ASSAULT	6	2	-4	-67%	7	2	2	0	0%
SIMPLE ASSAULTS	16	12	-4	-25%	8	12	12	0	0%
KIDNAPPING	0	0	0	0%	0	0	0	0	0%
HUMAN TRAFFICKING	0	0	0	0%	0	0	0	0	0%
ROBBERY	1	12	11	1100%	2	6	12	6	100%
COMMERCIAL ROBBERY <sup>1</sup>	1	4	3	300%	0	1	4	3	300%
ALL OTHERS	0	8	8	N/C	2	5	8	3	60%
<b>TOTAL VIOLENT OFFENSES</b>	<b>23</b>	<b>29</b>	<b>6</b>	<b>26%</b>	<b>20</b>	<b>23</b>	<b>29</b>	<b>6</b>	<b>26%</b>
BURGLARY	15	29	14	93%	26	29	29	0	0%
RESIDENTIAL	10	16	6	60%	12	14	16	2	14%
COMMERCIAL	5	13	8	160%	14	15	13	-2	-13%
Breach to Inhabited Dwelling (Residential)	4	12	8	200%	10	4	12	8	200%
Breach to premise after-hours (Commercial)	5	7	2	40%	13	1	7	6	600%
LARCENY (THEFT) <sup>2</sup>	119	114	-5	-4%	87	84	114	30	36%
PETTY THEFT (Below \$950 loss)	38	49	11	29%	37	30	49	19	63%
GRAND THEFT (Above \$950 loss)	44	37	-7	-16%	20	34	37	3	9%
AUTO BURGLARY/THEFT FROM MOTOR VEHICLE	37	28	-9	-24%	30	20	28	8	40%
MOTOR VEHICLE THEFT	8	5	-3	-38%	8	7	5	-2	-29%
<b>TOTAL PROPERTY CRIMES</b>	<b>142</b>	<b>148</b>	<b>6</b>	<b>4%</b>	<b>121</b>	<b>120</b>	<b>148</b>	<b>28</b>	<b>23.3%</b>
WEAPONS LAW VIOLATIONS	6	15	9	150%	5	0	15	15	N/C
VANDALISM	37	39	2	5%	19	25	39	14	56%
FINANCIAL CRIMES	29	25	-4	-14%	27	36	25	-11	-31%
STOLEN PROPERTY	10	15	5	50%	1	8	15	7	88%
DRUG NARCOTICS	15	17	2	13%	9	7	17	10	143%
PORNOGRAPHY	0	0	0	0%	0	0	0	0	0%
PROSTITUTION	0	0	0	0%	0	0	0	0	0%
GAMBLING	0	0	0	0%	0	0	0	0	0%
ANIMAL CRUELTY	0	0	0	0%	0	0	0	0	0%
<b>TOTAL OFFENSES</b>	<b>262</b>	<b>288</b>	<b>26</b>	<b>10%</b>	<b>202</b>	<b>219</b>	<b>288</b>	<b>69</b>	<b>32%</b>

The blue rows above are derived values from the "RESIDENTIAL" & "COMMERCIAL" grey rows and are not intended for summation purposes.

The Beverly Hills Police Department complies with FBI data reporting standards

<sup>1</sup>Commercial Robbery is a shoplifter that uses force or fear to escape a store after the taking of property. <sup>2</sup>Larceny-theft is the unlawful taking, carrying, leading, or riding away of property from the possession or constructive possession of another. \*N/C = Not Calculable \*Numbers/percentages in red font indicate an increase. \*For more information on the crime categories under Crime Statistics and Arrest Statistics, reference page 6. \*Tally of offense codes charged in crimes and arrests may have multiple offenses in any individual crime and arrest report.



# BEVERLY HILLS POLICE DEPARTMENT - JANUARY 2023

## ARREST STATISTICAL REPORT

ARREST STATISTICS	DEC 2022	JAN 2023	+/- CHANGE	% CHANGE		YTD 2021	YTD 2022	YTD 2023	+/- CHANGE	% CHANGE
CRIMINAL HOMICIDE	0	0	0	0%		0		0	0	0%
RAPE	0	0	0	0%		0	1	0	-1	-100%
ROBBERY	1	5	4	400%		1	3	5	2	67%
AGGRAVATED ASSAULT	2	2	0	0%		3	2	2	0	0%
<b>TOTAL VIOLENT ARRESTS</b>	<b>3</b>	<b>7</b>	<b>4</b>	<b>133%</b>		<b>4</b>	<b>6</b>	<b>7</b>	<b>1</b>	<b>17%</b>
LARCENY (THEFT) <sup>2</sup>	13	14	1	8%		11	23	14	-9	-39%
BURGLARY	2	12	10	500%		11	5	12	7	140%
MOTOR VEHICLE THEFT	6	6	0	0%		4	7	6	-1	-14%
<b>TOTAL PROPERTY ARRESTS</b>	<b>21</b>	<b>32</b>	<b>11</b>	<b>52%</b>		<b>26</b>	<b>35</b>	<b>32</b>	<b>-3</b>	<b>-9%</b>
OTHER ARRESTS <sup>3</sup> (SEE TABLE BELOW FOR TOP 5)	70	84	14	20%		61	59	84	25	42%
<b>TOTAL ALL ARRESTS</b>	<b>94</b>	<b>123</b>	<b>29</b>	<b>31%</b>		<b>91</b>	<b>100</b>	<b>123</b>	<b>23</b>	<b>23%</b>

TOP 5 OTHER ARRESTS <sup>3</sup>	JAN 2023
POSSESSION OF DRUG PARAPHERNALIA	11
DRIVING UNDER INFLUENCE OF ALCOHOL	7
PUBLIC INTOXICATION	6
POSSESSION OF METH/ETC	5
TREPASS OF REAL PROPERTY	5

<sup>2</sup>Larceny-theft is the unlawful taking, carrying, leading, or riding away of property from the possession or constructive possession of another. <sup>3</sup>Other Arrests are collected from a variety of arrest charges which can include but are not limited to: Simple Assaults, Forgery/Counterfeiting, Embezzlement/Fraud, Receiving Stolen Property, Weapon Violations, Prostitution, Sex Crimes, Crimes Against Family/Child, Narcotic Drug Laws, Drunkenness, Disturbing the Peace, Disorderly Conduct, and DUI. <sup>4</sup>A clearance is defined by the FBI as either an Arrest or an Exceptional Clearance AND the arrestee was charged with an offense by the court OR a juvenile offender is cited to juvenile court. \*N/C = Not Calculable  
 \*Numbers/percentages in red font indicate an increase. \*Tally of offense codes charged in crimes and arrests may have multiple offenses in any individual crime and arrest report. \*For more information on the crime categories under Crime Statistics and Arrest Statistics, reference page 6.



# BEVERLY HILLS POLICE DEPARTMENT - JANUARY 2023

## TRAFFIC STATISTICAL REPORT

COLLISIONS STATISTICS									
	DEC 2022	JAN 2023	+/- CHANGE	% CHANGE	YTD 2021	YTD 2022	YTD 2023	+/- CHANGE	% CHANGE
PROPERTY DAMAGE	24	24	0	0%	12	6	24	18	300%
HIT & RUN	16	12	-4	-25%	10	5	12	7	140%
INJURY	51	40	-11	-22%	21	25	40	15	60%
AUTO	40	28	-12	-30%	10	19	28	9	N/C
BICYCLIST	4	2	-2	-50%	1	2	2	0	0%
MOTORCYCLIST	1	4	3	300%	1	0	4	4	400%
PEDESTRIAN	5	6	1	20%	6	4	6	2	50%
OTHER	1	0	0	0%	3	0	0	0	0%
FATAL	1	0	-1	-100%	0	0	0	0	0%
AUTO	0	0	0	0%	0	0	0	0	0%
BICYCLIST	0	0	0	0%	0	0	0	0	0%
MOTORCYCLIST	1	0	-1	-100%	0	0	0	0	0%
PEDESTRIAN	0	0	0	0%	0	0	0	0	0%
OTHER	0	0	0	0%	0	0	0	0	0%
DUI	3	7	4	300%	2	1	7	6	600%

ENFORCEMENT STATISTICS									
	DEC 2022	JAN 2023	+/- CHANGE	% CHANGE	YTD 2021	YTD 2022	YTD 2023	+/- CHANGE	% CHANGE
PARKING CITATIONS	7588	4454	-3134	-41%	10,577	7,968	4,454	-3514	-44%
POLICE	0	3	3	N/C	4	13	3	-10	-77%
TRAFFIC CONTROL	7258	4257	-3001	-41%	10,573	7,785	4,257	-3528	-45%
WARNINGS	330	194	-136	-41%	0	170	194	24	14%
SIGNED CITATIONS	846	660	-186	-22%	605	714	660	-54	-8%
PATROL	159	119	-40	-25%	192	123	119	-162	-3%
TRAFFIC CONTROL OFFICERS (NON-SWORN)	209	302	93	44%	413	281	302	21	7%
WARNINGS	478	239	-239	-50%	N/A	310	239	-71	-23%
RED LIGHT PHOTO CITATIONS									
21453(a) VC	1610	1457	-153	-10%	766	1309	1457	148	11%
CELL PHONE CITATIONS									
23123(a) VC	24	47	23	96%	73	19	47	28	147%
SPEED VIOLATIONS	29	21	-8	-28%	70	71	21	-50	-70%
RIGHT OF WAY VIOLATIONS	94	81	-13	-14%	67	87	81	-6	-7%
SIGNAL VIOLATIONS	10	9	-1	-10%	18	19	9	-10	-53%
PED VIOLATIONS	1	1	0	0%	6	4	1	-3	-75%
MODIFIED EXHAUST	0	5	5	N/C	N/A	7	5	-2	-29%
OTHER HAZARDS	79	142	63	80%	96	58	142	84	145%
DUI ARRESTS	7	13	6	86%	5	11	13	2	18%
COMPLAINTS FILED	2	0	-2	-100%	16	20	0	-20	-100%
ENFORCEMENT INDEX	5	8	3	60%	14	11	8	-3	-27%
HANDICAP PLACARD CITATIONS	68	34	-34	-50%	48	41	34	-7	-17%



## BEVERLY HILLS POLICE DEPARTMENT - JANUARY 2023

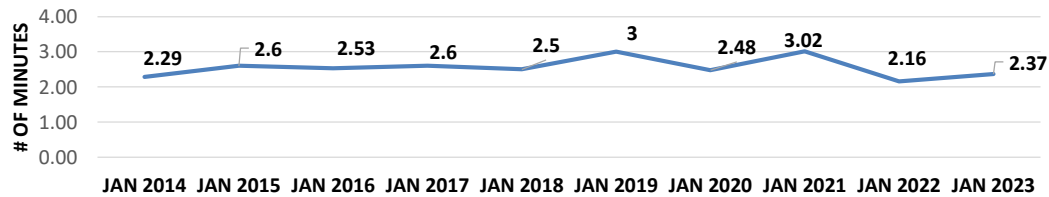
DETECTIVE BUREAU STATISTICS	JAN 2023
CASE ASSIGNED	285
CASES CLOSED/CLEARED	132
FELONY CASE FILING	21
MISDEMEANOR CASE FILING	20
CASE REJECTED BY DISTRICT ATTORNEY	23
PENDING FILING WITH DISTRICT ATTORNEY	26
PENDING DNA	0
ACTIVE CASES	1418

OTHER REPORTED CRIMES	JAN 2023
HATE CRIMES	0
<b>RECOVERED VEHICLES</b>	<b>11</b>

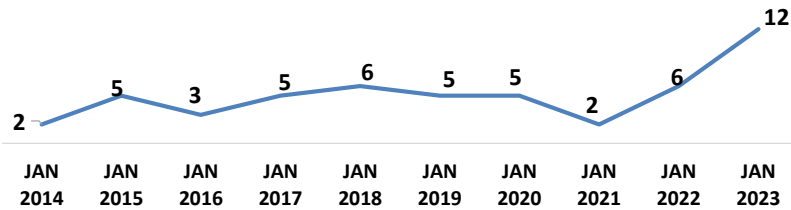


## BEVERLY HILLS POLICE DEPARTMENT - JANUARY 2023 MONTHLY COMPARISON

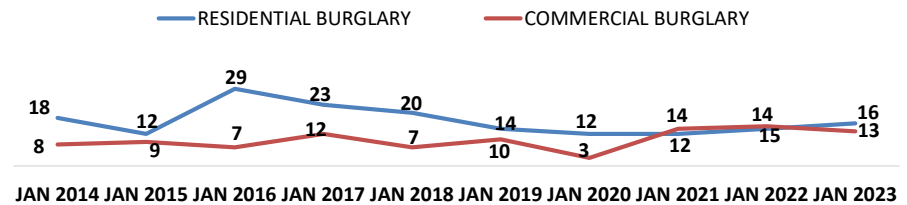
RESPONSE TIME  
JANUARY 2014 - JANUARY 2023



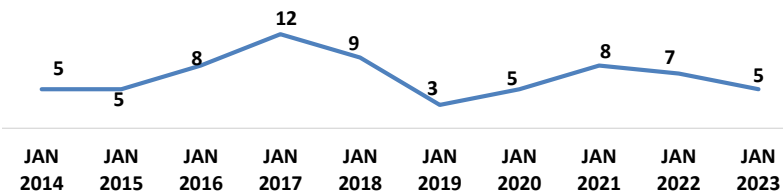
ROBBERY  
JANUARY 2014 - JANUARY 2023



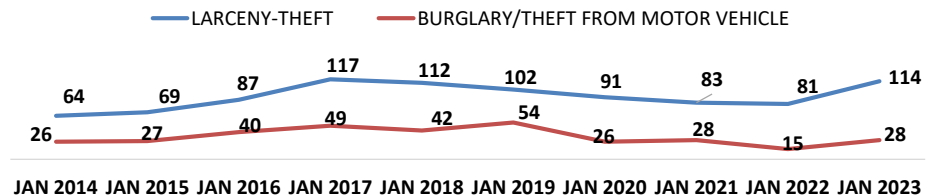
BURGLARY  
JANUARY 2014 - JANUARY 2023



MOTOR VEHICLE THEFT  
JANUARY 2014 - JANUARY 2023



LARCENY-THEFT  
JANUARY 2014 - JANUARY 2023



Crime Category	Sub-Category	Description
<b>ASSAULT</b>	Assault – Aggravated	An assault with a weapon or with the intent to inflict severe or aggravated bodily injury.
	Assault – Simple	An assault with no intent and not resulting in severe or aggravated bodily injury.
	Assaults – Prior to Sept 2018	All aggravated and simple assaults (previously combined).
<b>BURGLARY</b>	Burglary – Commercial Building	Entry into a commercial business after business hours with the intent to commit theft
	Burglary – Construction Site	Any entry onto a construction site with intent to commit theft.
	Burglary – Residential (Accessed Garage Only)	Entry <u>limited</u> to a garage (subterranean, attached to residence, detached from residence) with intent to commit theft.
	Burglary – Residential (Home Occupied)	Entry into a residence with the intent to commit a theft or any felony while the residence is occupied at the time of the crime.
	Burglary – Residential (Common Area)	Entry <u>limited</u> to a common mail area or laundry room of a multi-family residence with the intent to commit mail theft or coin theft.
	Burglary – Residential (No One Home)	Entry into a residence with the intent to commit a theft or any felony when no one is home at the time of the crime.
<b>DUI ARREST</b>		The arrest of a person for driving while under the influence of any alcoholic beverage or drug.
<b>HOMICIDE</b>		The willful (non-negligent) killing of one human being by another.
<b>MOTOR VEHICLE THEFT</b>	Motor Vehicle Theft	The theft of a motor vehicle.
<b>ROBBERY</b>	Shoplift Robbery	A shoplifter uses force against store security to retain property stolen from the location.
	Robbery	The taking of anything of value from a person by force or threat of force or violence.
<b>SEX CRIMES</b>		Includes rape, sexual battery and sex registrant violations.
<b>THEFT/LARCENY</b>	Theft – Grand	Theft where the value of the property exceeds \$950, or is taken from a person, or a firearm of any value.
	Theft – Petty	Theft where the value of the property is less than \$950.
	Theft From Commercial Building	Theft (regardless of value) from a commercial business, building or office.
	Theft of Auto Parts	Theft, limited to auto parts, from the interior or exterior of a vehicle.
<b>VANDALISM</b>		The malicious destruction, damage or defacing (graffiti) of real or personal property of another.
<b>VEHICLE BREAK-IN/THEFT</b>	Theft – Grand (From Vehicle)	Entry into a motor vehicle, without force, where the property stolen exceeds \$950.
	Theft – Petty (From Vehicle)	Entry into a motor vehicle, without force, where the property stolen is less than \$950.
	Burglary – From a Motor Vehicle	Forced entry into a locked motor vehicle with the intent to commit theft.