



BEVERLY HILLS POLICE DEPARTMENT - SEPTEMBER 2019

MONTHLY REPORT

PATROL/FIELD STATISTICS	AUG 2019	SEPT 2019	+/- CHANGE	% CHANGE	ROLLING 24 MONTHS (OCT 16- SEPT 17)	ROLLING 12 MONTHS (OCT 17- SEPT 18)	OCT 18 - SEPT 19	+/- CHANGE	% CHANGE
911 CALLS RECEIVED	3,506	3,237	-269	-8%	31,571	33,507	35,634	2,127	6%
TEXT TO 911 CALLS	0	0	0	0%	0	11	9	-2	-18%
RESPONSE TIME TO EMERGENCY CALLS	2.56	2.22	-0.3	-13%	2.45	2.31	2.37	0.06	2.6%
COMMUNITY GENERATED CALLS FOR SERVICE	2,589	2,409	-180	-7%	28,990	28,109	28,223	114	0.4%
OVERALL CRIME STATISTICS	AUG 2019	SEPT 2019	+/- CHANGE	% CHANGE	ROLLING 24 MONTHS (OCT 16- SEPT 17)	ROLLING 12 MONTHS (OCT 17- SEPT 18)	OCT 18 - SEPT 19	+/- CHANGE	% CHANGE
CRIMINAL HOMICIDE	0	0	0	0%	2	0	0	0	0%
RAPE	0	0	0	0%	14	15	5	-10	-67%
AGGRAVATED ASSAULT	6	7	1	17%	52	46	48	2	4%
ROBBERY	7	4	-3	-43%	46	50	44	-6	-12%
COMMERCIAL ROBBERY ¹	1	1	0	0%	14	17	9	-8	-47%
ALL OTHERS	6	3	-3	-50%	32	33	35	2	6%
TOTAL VIOLENT CRIMES	13	11	-2	-15%	114	114	97	-17	-15%
BURGLARY	32	15	-17	-53%	381	418	296	-122	-29%
RESIDENTIAL	17	10	-7	-41%	246	287	183	-104	-36%
Breach to Inhabited Dwelling	14	7	-7	-50%	195	212	125	-87	-41%
COMMERCIAL	15	5	-10	-67%	135	128	111	-17	-13%
Breach to premise after-hours	3	3	0	0%	105	75	45	-30	-40%
LARCENY (THEFT) ²	98	80	-18	-18%	1,259	1,328	1,212	-116	-9%
PETTY THEFT (Below \$950 loss)	23	26	3	13%	306	369	283	-86	-23%
GRAND THEFT (Above \$950 loss)	22	27	5	23%	294	330	280	-50	-15%
BURGLARY/THEFT FROM MOTOR VEHICLE	46	17	-29	-63%	516	536	523	-13	-2%
MOTOR VEHICLE THEFT	6	4	-2	-33%	93	79	45	-34	-43%
TOTAL PROPERTY CRIMES	136	99	-37	-27%	1,733	1,829	1,566	-263	-14%
TOTAL CRIMES	149	110	-39	-26%	1,847	1,944	1,663	-281	-14%

The blue rows are derived values and not separate ones for summation purposes.

¹Commercial Robbery is a shoplifter that uses force or fear to escape a store after the taking of the property.

²Larceny-theft is the unlawful taking, carrying, leading, or riding away of property from the possession or constructive possession of another.

*N/C = Not Calculable

*Numbers/percentages in red font indicate an increase.

*A rolling period of time is one that "rolls" with what the current date is (e.g. a 12 month rolling average refers to the 12 months immediately prior to the timeframe being reported).

*For more information on the crime categories under Crime Statistics and Arrest Statistics, reference page 6.



BEVERLY HILLS POLICE DEPARTMENT - SEPTEMBER 2019

MONTHLY REPORT

ARREST STATISTICS	AUG 2019	SEPT 2019	+/- CHANGE	% CHANGE	ROLLING	ROLLING	OCT 18 - SEPT 19	+/- CHANGE	% CHANGE
					24 MONTHS (OCT 16- SEPT 17)	12 MONTHS (OCT 17- SEPT 18)			
CRIMINAL HOMICIDE	0	0	0	N/C	0	3	0	-3	-100%
RAPE	0	0	0	N/C	2	4	0	-4	-100%
ROBBERY	4	6	2	50%	15	22	25	3	14%
AGGRAVATED ASSAULT	3	3	0	0%	50	45	38	-7	-16%
TOTAL VIOLENT ARRESTS	7	9	2	29%	67	74	63	-11	-15%
LARCENY (THEFT) ²	21	26	5	24%	189	186	204	18	10%
BURGLARY	15	11	-4	-27%	93	87	88	1	1%
MOTOR VEHICLE THEFT	7	10	3	43%	49	57	74	17	30%
TOTAL PROPERTY ARRESTS	43	47	4	9%	331	331	366	35	11%
OTHER ARRESTS ³ (SEE TABLE BELOW FOR TOP 5)	124	138	14	11%	1,114	1,414	1,566	152	11%
TOTAL ALL ARRESTS	174	194	20	11%	1,512	1,819	1,995	176	10%

TOP 5 OTHER ARRESTS ³	SEPT 2019
POSSESSION OF METHAMPHETAMINE	16
PUBLIC INTOXICATION	15
DRIVING WITH A SUSPENDED LICENSE	15
POSSESSION OF DRUG PARAPHERNALIA	11
OUTSIDE FELONY WARRANT	11

¹Larceny-theft is the unlawful taking, carrying, leading, or riding away of property from the possession or constructive possession of another.

³Other Arrests are collected from a variety of arrest charges which can include but are not limited to: Simple Assaults, Forgery/Counterfeiting, Embezzlement/Fraud, Receiving Stolen Property, Weapon Violations, Prostitution, Sex Crimes, Crimes Against Family/Child, Narcotic Drug Laws, Drunkenness, Disturbing the Peace, Disorderly Conduct, and DUI.

⁴A clearance is defined by the FBI as either an Arrest or an Exceptional Clearance AND the arrestee was charged with an offense by the court OR a juvenile offender is cited to juvenile court.

*N/C = Not Calculable

*Numbers/percentages in **red font** indicate an increase.

*A rolling period of time is one that "rolls" with what the current date is (e.g. a 12 month rolling average refers to the 12 months immediately prior to the timeframe being reported).

*For more information on the crime categories under Crime Statistics and Arrest Statistics, reference page 6.



BEVERLY HILLS POLICE DEPARTMENT - SEPTEMBER 2019

MONTHLY REPORT

INVESTIGATION STATISTICS	SEPT 2019
CASE ASSIGNED	339
CASES CLOSED/CLEARED	89
FELONY CASE FILING	13
MISDEMEANOR CASE FILING	8
CASE REJECTED BY DISTRICT ATTORNEY	2
PENDING FILING WITH DISTRICT ATTORNEY	18
PENDING DNA	0
ACTIVE CASES	230
CLEARANCE RATE ⁴	7%

CRIME IMPACT TEAM STATISTICS	SEPT 2019
CASES ASSIGNED	24
CASES CLOSED/CLEARED	2
FELONY CASE FILING	0
MISDEMEANOR CASE FILING	2
CASE REJECTED BY DISTRICT	0
PENDING FILING WITH DISTRICT ATTORNEY	1
PENDING DNA	0
ACTIVE CASES	20
CLEARANCE RATE ⁴	8%

CRIME IMPACT TEAM STATISTICS (SELF-REPORTED)	SEPT 2019
ARRESTS	8
HOURS TRAINING	140
HOURS IN COURT/CASE PREPARATION	74
ALCOHOL REGULATION COMPLIANCE OPERATIONS	0
VICE OPERATIONS	0
TOBACCO OPERATIONS	0
HOURS ON SURVEILLANCE	400

ONLINE POLICE REPORTING STATISTICS ⁵	SEPT 2019
HARRASSING PHONE CALLS	0
LOST PROPERTY	10
REPORT SUPPLEMENTS	2
VANDALISM	0
VANDALISM TO VEHICLE	0
TOTAL	12

⁴ A **clearance** is defined by the FBI as either an Arrest or an Exceptional Clearance AND the arrestee was charged with an offense by the court OR a juvenile offender is cited to juvenile court.

⁵ For more information on the **Online Police Reporting Statistics**, please refer to <http://www.beverlyhills.org/citygovernment/departmentsanddivisions/policedepartment/online services/onlinepolicereportingsystem/>



BEVERLY HILLS POLICE DEPARTMENT - SEPTEMBER 2019

MONTHLY REPORT

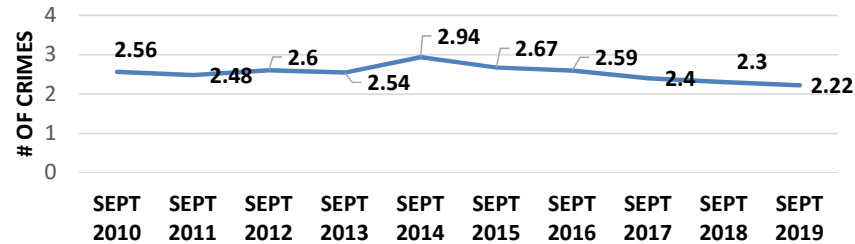
COLLISIONS STATISTICS	AUG 2019	SEPT 2019	+/- CHANGE	% CHANGE	ROLLING	ROLLING	OCT 18 - SEPT 19	+/- CHANGE	% CHANGE
					24 MONTHS (OCT 16- SEPT 17)	12 MONTHS (OCT 17- SEPT 18)			
PROPERTY DAMAGE	15	25	10	67%	258	196	205	9	5%
HIT & RUN	7	14	7	100%	152	91	113	22	24%
INJURY	46	33	-13	-28%	585	443	454	11	2%
AUTO	34	21	-13	-38%	437	344	332	-12	-3%
BICYCLIST	1	4	3	300%	31	23	34	11	48%
MOTORCYCLIST	4	0	-4	-100%	30	19	22	3	16%
PEDESTRIAN	3	3	0	0%	67	36	39	3	8%
OTHER	4	5	1	25%	20	21	27	6	29%
FATAL	0	1	1	N/C	3	3	2	-1	-33%
AUTO	0	0	0	N/C	0	2	2	0	0%
BICYCLIST	0	0	0	N/C	0	0	0	0	N/C
MOTORCYCLIST	0	0	0	N/C	1	0	1	1	100%
PEDESTRIAN	0	1	1	N/C	2	0	1	1	N/C
OTHER	0	0	0	N/C	0	0	0	0	N/C
DUI	1	2	1	100%	45	46	36	-10	-22%

ENFORCEMENT STATISTICS	AUG 2019	SEPT 2019	+/- CHANGE	% CHANGE	ROLLING	ROLLING	OCT 18 - SEPT 19	+/- CHANGE	% CHANGE
					24 MONTHS (OCT 16- SEPT 17)	12 MONTHS (OCT 17- SEPT 18)			
PARKING CITATIONS	5838	5078	-760	-13%	51214	87675	71238	-16437	-19%
POLICE	18	53	35	194%	584	545	270	-275	-50%
TRAFFIC CONTROL	5820	5025	-795	-14%	50630	87130	71468	-15662	-18%
SIGNED CITATIONS	768	957	189	25%	8530	6427	6774	347	5%
PATROL	258	402	144	56%	2572	3024	3301	277	9%
TRAFFIC CONTROL	510	555	45	9%	5958	3393	3473	80	2%
RED LIGHT PHOTO CITATIONS									
21453(a) VC	1461	1585	124	8%	18473	17815	16514	-1301	-7%
CELL PHONE CITATIONS									
23123(a) VC	60	47	-13	-22%	302	161	253	92	57%
SPEED VIOLATIONS	167	71	-96	-57%	807	301	530	229	76%
RIGHT OF WAY VIOLATIONS	69	96	27	39%	425	415	444	29	7%
SIGNAL VIOLATIONS	15	19	4	27%	277	145	90	-55	-38%
PED VIOLATIONS	6	63	57	950%	221	136	148	12	9%
OTHER HAZARDS	148	194	46	31%	2664	2074	1316	-758	-37%
DUI ARRESTS	11	14	3	27%	127	230	170	-60	-26%
COMPLAINTS FILED	39	44	5	13%	341	405	464	59	15%
ENFORCEMENT INDEX	10	15	5	50%	102	92	75	-17	-18%

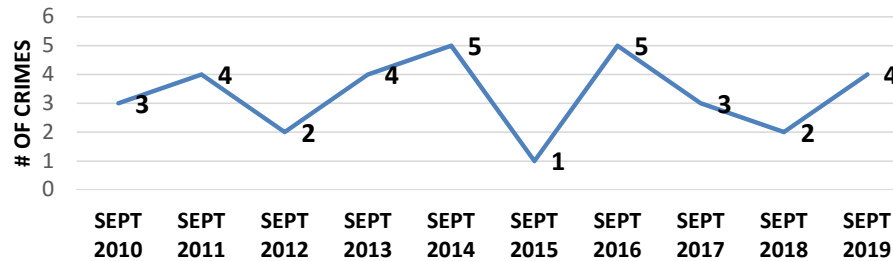


BEVERLY HILLS POLICE DEPARTMENT - SEPTEMBER 2019 MONTHLY REPORT

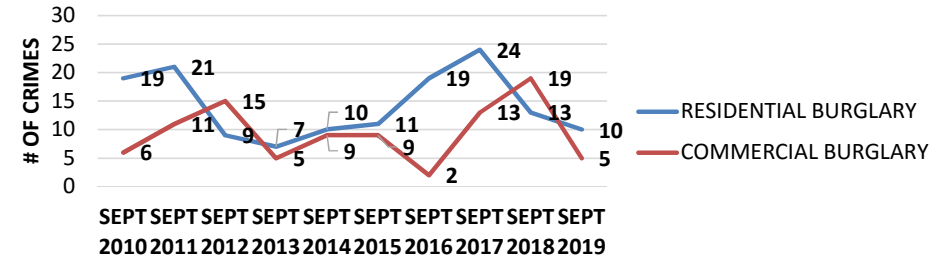
RESPONSE TIME
SEPTEMBER 2010 - SEPTEMBER 2019



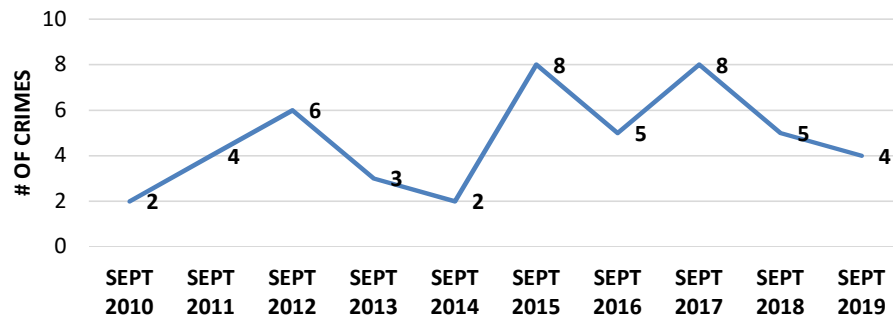
ROBBERY
SEPTEMBER 2010 - SEPTEMBER 2019



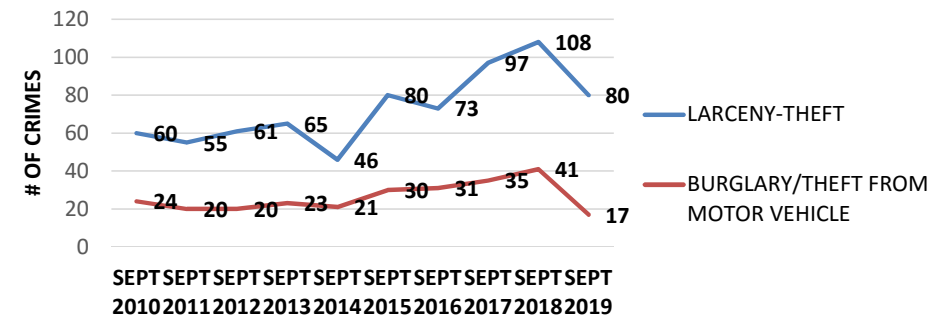
BURGLARY
SEPTEMBER 2010 - SEPTEMBER 2019



MOTOR VEHICLE THEFT
SEPTEMBER 2010 - SEPTEMBER 2019



LARCENY-THEFT
SEPTEMBER 2010 - SEPTEMBER 2019



Crime Category	Sub-Category	Description
ASSAULT	Assault – Aggravated	An assault with a weapon or with the intent to inflict severe or aggravated bodily injury.
	Assault – Simple	An assault with no intent and not resulting in severe or aggravated bodily injury.
	Assaults – Prior to Sept 2018	All aggravated and simple assaults (previously combined).
BURGLARY	Burglary – Commercial Building	Entry into a commercial business after business hours with the intent to commit theft
	Burglary – Construction Site	Any entry onto a construction site with intent to commit theft.
	Burglary – Residential (Accessed Garage Only)	Entry <u>limited</u> to a garage (subterranean, attached to residence, detached from residence) with intent to commit theft.
	Burglary – Residential (Home Occupied)	Entry into a residence with the intent to commit a theft or any felony while the residence is occupied at the time of the crime.
	Burglary – Residential (Common Area)	Entry <u>limited</u> to a common mail area or laundry room of a multi-family residence with the intent to commit mail theft or coin theft.
	Burglary – Residential (No One Home)	Entry into a residence with the intent to commit a theft or any felony when no one is home at the time of the crime.
DUI ARREST		The arrest of a person for driving while under the influence of any alcoholic beverage or drug.
HOMICIDE		The willful (non-negligent) killing of one human being by another.
MOTOR VEHICLE THEFT	Motor Vehicle Theft	The theft of a motor vehicle.
ROBBERY	Shoplift Robbery	A shoplifter uses force against store security to retain property stolen from the location.
	Robbery	The taking of anything of value from a person by force or threat of force or violence.
SEX CRIMES		Includes rape, sexual battery and sex registrant violations.
THEFT/LARCENY	Theft – Grand	Theft where the value of the property exceeds \$950, or is taken from a person, or a firearm of any value.
	Theft – Petty	Theft where the value of the property is less than \$950.
	Theft From Commercial Building	Theft (regardless of value) from a commercial business, building or office.
	Theft of Auto Parts	Theft, limited to auto parts, from the interior or exterior of a vehicle.
VANDALISM		The malicious destruction, damage or defacing (graffiti) of real or personal property of another.
VEHICLE BREAK-IN/THEFT	Theft – Grand (From Vehicle)	Entry into a motor vehicle, without force, where the property stolen exceeds \$950.
	Theft – Petty (From Vehicle)	Entry into a motor vehicle, without force, where the property stolen is less than \$950.
	Burglary – From a Motor Vehicle	Forced entry into a locked motor vehicle with the intent to commit theft.



BEVERLY HILLS POLICE DEPARTMENT SEPTEMBER 2019

SUMMARY FOR MONTHLY REPORT

Total combined property and violent crimes for September 2019 has experienced a decrease of 26% (110) over the previous month of August 2019 (149). This is primarily attributed to an overall decrease in property crimes (27%).

The 15% decrease in total violent crimes is primarily attributed to the 43% decrease in robberies. Homicides and Rapes remained unchanged for September 2019 as compared to the previous month October 2019.

The 27% decrease in property crimes is mainly due to the 53% decrease in burglaries.

Larceny thefts experienced an 18% decrease (80 – down from 98 experienced in August 2019). These types of thefts include the following:

-) 53 Petty/Grand Thefts
-) 17 Burglaries and Thefts from Motor Vehicle (BTFMV)
-) 10 Other thefts (bicycle thefts, shoplifting incidents, and/or auto parts thefts)

There was a 41% decrease in statute classified residential burglaries (10) and 67% decrease in statute classified commercial burglaries (5).

Of the ten statute classified residential burglaries, seven were breach to an inhabited dwelling. These seven residential burglaries (breach to household) occurring during September 2019 represent a 50% decrease over the previous month of August 2019.

Of the five statute classified commercial burglaries, three were a breach to the premise after-hours. Commercial burglaries remained unchanged for September 2019 as compared to the previous month August 2019.

Motor Vehicle Theft/GTA (4) has decreased by 33% for September 2019 over the previous month of August 2019.

Total combined arrests September 2019 has experienced an **increase of 11%** (194) over the previous month of August 2019 (174). This is primarily attributed to an overall increase in **violent arrests (29%)** and **property arrests (9%)**.

The **29% increase** in violent arrests is mainly due to the **50% increase** in robbery arrests. The **9% increase** in property arrests is primarily attributed to the **43% increase** in motor vehicle theft arrests.