



BEVERLY HILLS POLICE DEPARTMENT - APRIL 2020

MONTHLY REPORT

| PATROL/FIELD STATISTICS | MAR 2020 | APRIL 2020 | +/- CHANGE | % CHANGE | ROLLING 24 MONTHS (MAY 17- APR 18) | ROLLING 12 MONTHS (MAY 18- APR 19) | MAY 19 - APR 20 | +/- CHANGE | % CHANGE |
|---------------------------------------|-----------|------------|------------|-----------|--|--|--------------------|-------------|-------------|
| 911 CALLS RECEIVED | 3,214 | 2,225 | -989 | -31% | 32,693 | 33,653 | 39,071 | 5,418 | 16% |
| TEXT TO 911 CALLS | 0 | 0 | 0 | 0% | 4 | 16 | 7 | -9 | -56% |
| RESPONSE TIME TO EMERGENCY CALLS | 2.49 | 2.15 | -0.3 | -14% | 2.44 | 2.33 | 2.36 | 0.03 | 1% |
| COMMUNITY GENERATED CALLS FOR SERVICE | 2,041 | 2,058 | 17 | 1% | 28,298 | 28,255 | 27,666 | -589 | -2.1% |
| OVERALL CRIME STATISTICS | MAR 2020 | APRIL 2020 | +/- CHANGE | % CHANGE | ROLLING 24 MONTHS (MAY 17- APR 18) | ROLLING 12 MONTHS (MAY 18- APR 19) | MAY 19 - APR 20 | +/- CHANGE | % CHANGE |
| CRIMINAL HOMICIDE | 0 | 0 | 0 | 0% | 2 | 0 | 1 | 1 | 100% |
| RAPE | 0 | 0 | 0 | 0% | 15 | 11 | 6 | -5 | -45% |
| AGGRAVATED ASSAULT | 2 | 1 | -1 | -50% | 50 | 47 | 40 | -7 | -15% |
| ROBBERY | 2 | 3 | 1 | 50% | 48 | 44 | 52 | 8 | 18% |
| COMMERCIAL ROBBERY ¹ | 0 | 1 | 1 | N/C | 19 | 11 | 11 | 0 | 0% |
| ALL OTHERS | 2 | 2 | 0 | 0% | 29 | 33 | 41 | 8 | 24% |
| TOTAL VIOLENT CRIMES | 4 | 4 | 0 | 0% | 115 | 102 | 99 | -3 | -3% |
| BURGLARY | 15 | 23 | 8 | 53% | 409 | 337 | 229 | -108 | -32% |
| RESIDENTIAL | 6 | 17 | 11 | 183% | 280 | 215 | 135 | -80 | -37% |
| Breach to Inhabited Dwelling | 6 | 4 | -2 | -33% | 209 | 157 | 84 | -73 | -46% |
| COMMERCIAL | 9 | 6 | -3 | -33% | 126 | 122 | 92 | -30 | -25% |
| Breach to premise after-hours | 7 | 5 | -2 | -29% | 82 | 59 | 52 | -7 | -12% |
| LARCENY (THEFT) ² | 61 | 60 | -1 | -2% | 1,376 | 1,241 | 1,086 | -155 | -12% |
| PETTY THEFT (Below \$950 loss) | 25 | 10 | -15 | -60% | 375 | 303 | 294 | -9 | -3% |
| GRAND THEFT (Above \$950 loss) | 12 | 19 | 7 | 58% | 327 | 301 | 301 | 0 | 0% |
| BURGLARY/THEFT FROM MOTOR VEHICLE | 24 | 31 | 7 | 29% | 559 | 538 | 390 | -148 | -28% |
| MOTOR VEHICLE THEFT | 5 | 2 | -3 | -60% | 103 | 49 | 50 | 1 | 2% |
| TOTAL PROPERTY CRIMES | 81 | 85 | 4 | 5% | 1,888 | 1,644 | 1,365 | -279 | -17% |
| TOTAL CRIMES | 85 | 89 | 4 | 5% | 2,003 | 1,746 | 1,464 | -282 | -16% |

The blue rows are derived values and not separate ones for summation purposes.

¹Commercial Robbery is a shoplifter that uses force or fear to escape a store after the taking of the property.

²Larceny-theft is the unlawful taking, carrying, leading, or riding away of property from the possession or constructive possession of another.

*N/C = Not Calculable

*Numbers/percentages in red font indicate an increase.

*A rolling period of time is one that "rolls" with what the current date is (e.g. a 12 month rolling average refers to the 12 months immediately prior to the timeframe being reported).

*For more information on the crime categories under Crime Statistics and Arrest Statistics, reference page 6.



BEVERLY HILLS POLICE DEPARTMENT - APRIL 2020

MONTHLY REPORT

| ARREST STATISTICS | MAR 2020 | APRIL 2020 | +/- CHANGE | % CHANGE | ROLLING 24 MONTHS (MAY 17- APR 18) | ROLLING 12 MONTHS (MAY 18- APR 19) | MAY 19 - APR 20 | +/- CHANGE | % CHANGE |
|--|------------|------------|------------|-------------|--|--|--------------------|------------|-------------|
| CRIMINAL HOMICIDE | 0 | 0 | 0 | 0% | 1 | 2 | 0 | -2 | -100% |
| RAPE | 0 | 0 | 0 | 0% | 2 | 4 | 0 | -4 | -100% |
| ROBBERY | 1 | 1 | 0 | 0% | 17 | 20 | 33 | 13 | 65% |
| AGGRAVATED ASSAULT | 3 | 4 | 1 | 33% | 42 | 53 | 23 | -30 | -57% |
| TOTAL VIOLENT ARRESTS | 4 | 5 | 1 | 25% | 62 | 79 | 56 | -23 | -29% |
| LARCENY (THEFT) ² | 14 | 5 | -9 | -64% | 226 | 164 | 238 | 74 | 45% |
| BURGLARY | 3 | 2 | -1 | -33% | 85 | 73 | 82 | 9 | 12% |
| MOTOR VEHICLE THEFT | 14 | 2 | -12 | -86% | 58 | 63 | 80 | 17 | 27% |
| TOTAL PROPERTY ARRESTS | 31 | 9 | -22 | -71% | 369 | 300 | 400 | 100 | 33% |
| OTHER ARRESTS ³ (SEE TABLE BELOW FOR TOP 5) | 79 | 49 | -30 | -38% | 1,341 | 1,499 | 1,427 | -72 | -5% |
| TOTAL ALL ARRESTS | 114 | 63 | -51 | -45% | 1,772 | 1,878 | 1,883 | 5 | 0.3% |

| TOP 5 OTHER ARRESTS ³ | APRIL 2020 |
|------------------------------------|------------|
| POSSESSION OF DRUG PARAPHERNALIA | 5 |
| POSSESSION OF METHAMPHETAMINES | 5 |
| OUTSIDE FELONY WARRANT | 3 |
| BATTERY ON A PEACE OFFICER | 3 |
| POSSESSION OF CONTROLLED SUBSTANCE | 3 |

¹**Larceny-theft** is the unlawful taking, carrying, leading, or riding away of property from the possession or constructive possession of another.

³**Other Arrests** are collected from a variety of arrest charges which can include but are not limited to: Simple Assaults, Forgery/Counterfeiting, Embezzlement/Fraud, Receiving Stolen Property, Weapon Violations, Prostitution, Sex Crimes, Crimes Against Family/Child, Narcotic Drug Laws, Drunkenness, Disturbing the Peace, Disorderly Conduct, and DUI.

⁴**A clearance** is defined by the FBI as either an Arrest or an Exceptional Clearance AND the arrestee was charged with an offense by the court OR a juvenile offender is cited to juvenile court.

*N/C = Not Calculable

*Numbers/percentages in **red font** indicate an increase.



BEVERLY HILLS POLICE DEPARTMENT - APRIL 2020

MONTHLY REPORT

| COLLISIONS STATISTICS | MAR 2020 | APRIL 2020 | +/- CHANGE | % CHANGE | ROLLING | ROLLING | MAY 19 - APR 20 | +/- CHANGE | % CHANGE |
|---------------------------|----------|------------|------------|----------|-------------------------------|-------------------------------|--------------------|------------|----------|
| | | | | | 24 MONTHS (MAY 17- APR 18) | 12 MONTHS (MAY 18- APR 19) | | | |
| PROPERTY DAMAGE | 5 | 6 | 1 | 20% | 234 | 204 | 206 | 2 | 1% |
| HIT & RUN | 6 | 0 | -6 | -100% | 117 | 114 | 115 | 1 | 1% |
| INJURY | 38 | 13 | -25 | -66% | 499 | 442 | 425 | -17 | -4% |
| AUTO | 21 | 6 | -15 | -71% | 377 | 339 | 297 | -42 | -12% |
| BICYCLIST | 2 | 3 | 1 | 50% | 30 | 24 | 29 | 5 | 21% |
| MOTORCYCLIST | 3 | 1 | -2 | -67% | 25 | 22 | 23 | 1 | 5% |
| PEDESTRIAN | 0 | 0 | 0 | 0% | 50 | 32 | 38 | 6 | 19% |
| OTHER | 2 | 6 | 4 | 200% | 17 | 25 | 38 | 13 | 52% |
| FATAL | 0 | 0 | 0 | 0% | 2 | 2 | 2 | 0 | 0% |
| AUTO | 0 | 0 | 0 | 0% | 2 | 1 | 1 | 0 | 0% |
| BICYCLIST | 0 | 0 | 0 | 0% | 0 | 0 | 0 | 0 | 0% |
| MOTORCYCLIST | 0 | 0 | 0 | 0% | 0 | 1 | 0 | -1 | -100% |
| PEDESTRIAN | 0 | 0 | 0 | 0% | 0 | 0 | 1 | 1 | 100% |
| OTHER | 0 | 0 | 0 | 0% | 0 | 0 | 0 | 0 | 0% |
| DUI | 2 | 0 | -2 | -100% | 52 | 43 | 18 | -25 | -58% |
| ENFORCEMENT STATISTICS | MAR 2020 | APRIL 2020 | +/- CHANGE | % CHANGE | ROLLING | ROLLING | MAY 19 - APR 20 | +/- CHANGE | % CHANGE |
| | | | | | 24 MONTHS (MAY 17- APR 18) | 12 MONTHS (MAY 18- APR 19) | | | |
| PARKING CITATIONS | 5081 | 58 | -5023 | -99% | 78394 | 85990 | 72800 | -13190 | -15% |
| POLICE | 10 | 5 | -5 | -50% | 607 | 407 | 423 | 16 | 4% |
| TRAFFIC CONTROL | 5071 | 53 | -5018 | -99% | 77787 | 85583 | 72377 | -13206 | -15% |
| SIGNED CITATIONS | 346 | 37 | -309 | -89% | 7320 | 6473 | 6579 | 106 | 2% |
| PATROL | 178 | 29 | -149 | -84% | 2554 | 3342 | 3168 | -174 | -5% |
| TRAFFIC CONTROL | 168 | 8 | -160 | -95% | 4766 | 3121 | 3411 | 290 | 9% |
| RED LIGHT PHOTO CITATIONS | | | | | | | | | |
| 21453(a) VC | 1316 | 835 | -481 | -37% | 20637 | 14661 | 18608 | 3947 | 27% |
| CELL PHONE CITATIONS | | | | | | | | | |
| 23123(a) VC | 12 | 1 | -11 | -92% | 189 | 156 | 373 | 217 | 139% |
| SPEED VIOLATIONS | 50 | 3 | -47 | -94% | 471 | 329 | 850 | 521 | 158% |
| RIGHT OF WAY VIOLATIONS | 25 | 2 | -23 | -92% | 413 | 366 | 530 | 164 | 45% |
| SIGNAL VIOLATIONS | 9 | 3 | -6 | -67% | 205 | 84 | 125 | 41 | 49% |
| PED VIOLATIONS | 0 | 0 | 0 | 0% | 194 | 103 | 143 | 40 | 39% |
| OTHER HAZARDS | 101 | 9 | -92 | -91% | 2467 | 1647 | 1345 | -302 | -18% |
| DUI ARRESTS | 3 | 1 | -2 | -67% | 205 | 205 | 144 | -61 | -30% |
| COMPLAINTS FILED | 20 | 1 | -19 | -95% | 422 | 401 | 464 | 63 | 16% |
| ENFORCEMENT INDEX | 5 | 1 | -4 | -80% | 100 | 73 | 91 | 18 | 25% |
| PLACARD CITATIONS | 16 | 0 | -16 | -100% | 474 | 238 | 317 | 79 | 33% |



BEVERLY HILLS POLICE DEPARTMENT - APRIL 2020

MONTHLY REPORT

| INVESTIGATION STATISTICS APRIL 2020 | |
|---------------------------------------|------|
| CASE ASSIGNED | 164 |
| CASES CLOSED/CLEARED | 169 |
| FELONY CASE FILING | 9 |
| MISDEMEANOR CASE FILING | 35 |
| CASE REJECTED BY DISTRICT ATTORNEY | 16 |
| PENDING FILING WITH DISTRICT ATTORNEY | 20 |
| PENDING DNA | 1 |
| ACTIVE CASES | 1438 |

| CRIME IMPACT TEAM STATISTICS APRIL 2020 | |
|---|-----|
| CASES ASSIGNED | 14 |
| CASES CLOSED/CLEARED | 11 |
| FELONY CASE FILING | 1 |
| MISDEMEANOR CASE FILING | 26 |
| CASE REJECTED BY DISTRICT ATTORNEY | 1 |
| PENDING FILING WITH DISTRICT ATTORNEY | 8 |
| PENDING DNA | 0 |
| ACTIVE CASES | 101 |

| ONLINE POLICE REPORTING APRIL 2020 | |
|------------------------------------|----|
| STATISTICS ⁵ | |
| LOST PROPERTY | 3 |
| PETTY THEFT | 13 |
| VANDALISM | 2 |
| TOTAL | 18 |

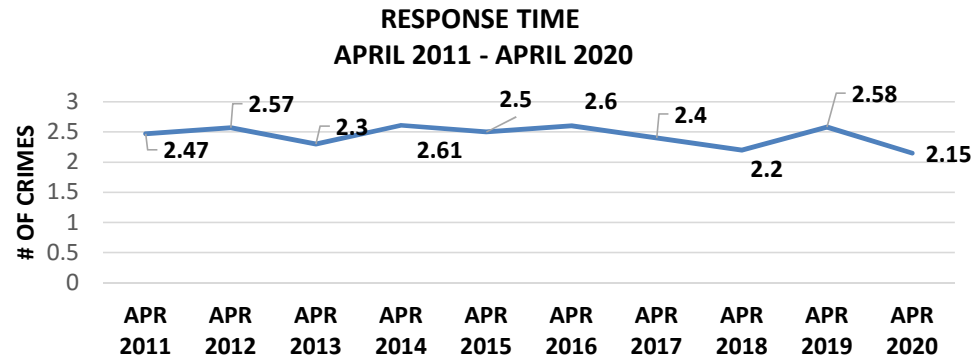
| CRIME IMPACT TEAM STATISTICS (SELF-REPORTED) | |
|--|-----|
| ARRESTS | 1 |
| HOURS TRAINING | 0 |
| HOURS IN COURT/CASE PREPARATION | 0 |
| ALCOHOL REGULATION COMPLIANCE | 0 |
| VICE OPERATIONS | 0 |
| TOBACCO OPERATIONS | 0 |
| HOURS ON SURVEILLANCE | 120 |

| BHUSD STATISTICS APRIL 2020 | | | | |
|--|------------------------------|------------------|-----------|----------------|
| | BEVERLY HILLS HIGH SCHOOL | BEVERLY VISTA | HAWTHORNE | HORACE MANN |
| OFFICER SCHOOL VISITS | 3 | 6 | 1 | 2 |
| COMMUNITY GENERATED CALLS FOR SERVICE | 5 | 4 | 2 | 2 |
| REPORTS TAKEN | 1 | 0 | 0 | 0 |



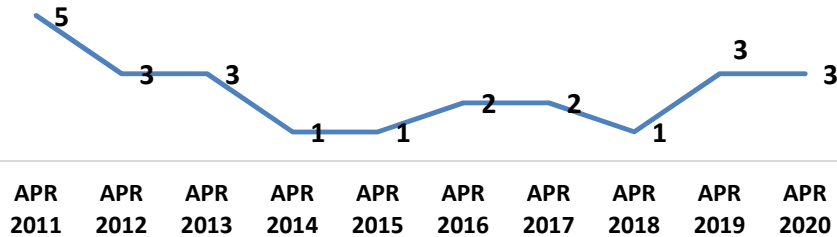
BEVERLY HILLS POLICE DEPARTMENT - APRIL 2020

MONTHLY REPORT



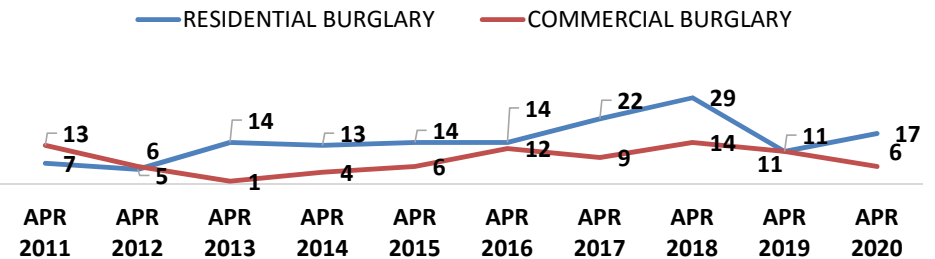
ROBBERY

APRIL 2011 - APRIL 2020



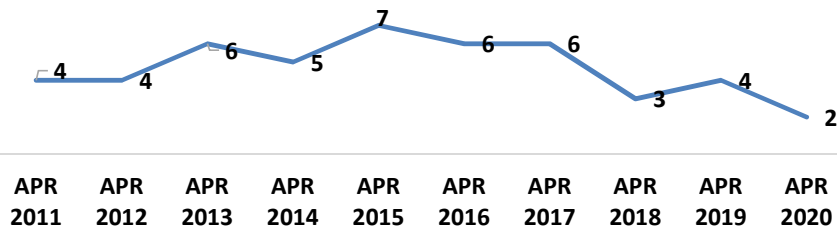
BURGLARY

APRIL 2011 - APRIL 2020



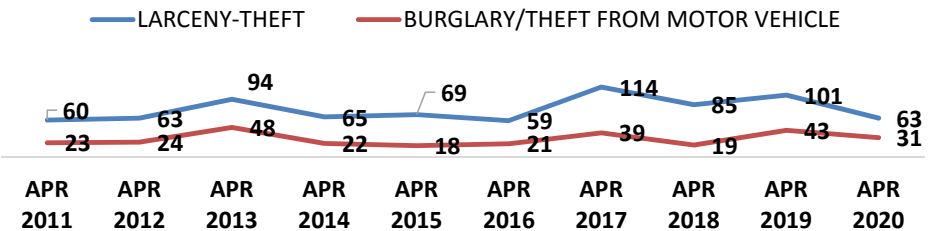
MOTOR VEHICLE THEFT

APRIL 2011 - APRIL 2020



LARCENY-THEFT

APRIL 2011 - APRIL 2020



| Crime Category | Sub-Category | Description |
|-------------------------------|---|--|
| ASSAULT | Assault – Aggravated | An assault with a weapon or with the intent to inflict severe or aggravated bodily injury. |
| | Assault – Simple | An assault with no intent and not resulting in severe or aggravated bodily injury. |
| | Assaults – Prior to Sept 2018 | All aggravated and simple assaults (previously combined). |
| BURGLARY | Burglary – Commercial Building | Entry into a commercial business after business hours with the intent to commit theft |
| | Burglary – Construction Site | Any entry onto a construction site with intent to commit theft. |
| | Burglary – Residential (Accessed Garage Only) | Entry <u>limited</u> to a garage (subterranean, attached to residence, detached from residence) with intent to commit theft. |
| | Burglary – Residential (Home Occupied) | Entry into a residence with the intent to commit a theft or any felony while the residence is occupied at the time of the crime. |
| | Burglary – Residential (Common Area) | Entry <u>limited</u> to a common mail area or laundry room of a multi-family residence with the intent to commit mail theft or coin theft. |
| | Burglary – Residential (No One Home) | Entry into a residence with the intent to commit a theft or any felony when no one is home at the time of the crime. |
| DUI ARREST | | The arrest of a person for driving while under the influence of any alcoholic beverage or drug. |
| HOMICIDE | | The willful (non-negligent) killing of one human being by another. |
| MOTOR VEHICLE THEFT | Motor Vehicle Theft | The theft of a motor vehicle. |
| ROBBERY | Shoplift Robbery | A shoplifter uses force against store security to retain property stolen from the location. |
| | Robbery | The taking of anything of value from a person by force or threat of force or violence. |
| SEX CRIMES | | Includes rape, sexual battery and sex registrant violations. |
| THEFT/LARCENY | Theft – Grand | Theft where the value of the property exceeds \$950, or is taken from a person, or a firearm of any value. |
| | Theft – Petty | Theft where the value of the property is less than \$950. |
| | Theft From Commercial Building | Theft (regardless of value) from a commercial business, building or office. |
| | Theft of Auto Parts | Theft, limited to auto parts, from the interior or exterior of a vehicle. |
| VANDALISM | | The malicious destruction, damage or defacing (graffiti) of real or personal property of another. |
| VEHICLE BREAK-IN/THEFT | Theft – Grand (From Vehicle) | Entry into a motor vehicle, without force, where the property stolen exceeds \$950. |
| | Theft – Petty (From Vehicle) | Entry into a motor vehicle, without force, where the property stolen is less than \$950. |
| | Burglary – From a Motor Vehicle | Forced entry into a locked motor vehicle with the intent to commit theft. |



BEVERLY HILLS POLICE DEPARTMENT APRIL 2020

SUMMARY FOR MONTHLY REPORT

Crime Summary:

During the month of April, we saw no change in violent crime and only had four (4) more property crimes than March 2020. During April, the crime that contributed the most to the property crime increases were Residential Burglaries. However, of the 17 Residential Burglaries, four (4) were breach to an inhabited dwelling. We had one (1) more Robbery, in which we made an arrest, in April compared to March 2020. Overall, total crime is down **16%** year-to-date. Our response time to emergency calls for service was lowered to 2.15 minutes and we received 2,225 "911" calls; which, is 989 less than March 2020.

Significant Accomplishments:

-) We continued to be an integral part of our Emergency Operations Center (EOC) in response to the COVID-19 pandemic.
-) We sent out numerous Temporary Standard Operations Procedures to our department personnel regarding our COVID-19 response.
-) The Beverly Hills Police Department, through the EOC, has created a COVID-19 Hotline (310-550-4860) for community members. The Hotline is staffed Monday - Friday (9am – 6pm).
-) The Department temporarily pulled most of our resources (including Traffic and the Crime Impact Team) into Patrol and deployed a modified staffing schedule to better adapt to COVID-19 and keep our employees healthy; meanwhile, still providing the same level of service to our community served.
-) We have made significantly more arrests in 2020 as compared to 2019 and have also seen large traffic enforcement citation increases in 2020 as compared to 2019.

Crime Prevention:

-) Our Community Relations Unit posted several Community Public Service Announcement videos on our department's YouTube channel and Nixle regarding our COVID-19 response (i.e., Face Coverings, Dispatchers Week, Donations to BHPD and Community Appreciation).
-) We orchestrated and facilitated "Applause to Cedars" with outside agencies and circulated motorcade through social media platforms.
-) We conducted several home security inspections
-) We deployed Foot Beat Officers and Bicycle Patrol Officers within our business districts and parks in an effort to be highly visible to our community during the COVID-19 pandemic.

Detective Bureau:

-) Detectives arrested a subject involved in an armed robbery of a driver who was seated in his car. Additionally, a search warrant was conducted with the assistance from BHPD SWAT for additional evidence that may have been located at the residence. The investigative lead came from our City CCTV cameras that captured the license plate involved in the crime.

Geographical Policing:

-) During the month of April, officers were briefed on focusing their efforts on educating the public and how to comply with social distancing and the face covering ordinance.
-) Officers were directed to focus their efforts in the early morning hours to prevent Burglaries and Thefts from Motor Vehicle.