



BEVERLY HILLS POLICE DEPARTMENT

AUGUST 2019

MONTHLY REPORT

PATROL/FIELD STATISTICS	JUL 2019	AUG 2019	+/- CHANGE	% CHANGE	ROLLING 24 MONTHS (SEP 16 - AUG 17)	ROLLING 12 MONTHS (SEP 17 - AUG 18)	SEP 18 - AUG 19	+/- CHANGE	% CHANGE
911 CALLS RECEIVED	3,300	3,506	206	6%	31,904	33,375	35,006	1,631	5%
TEXT TO 911 CALLS	0	0	0	0%	0	11	9	-2	-18%
RESPONSE TIME TO EMERGENCY CALLS	2.21	2.56	0.4	16%	2.46	2.31	2.37	0.06	2.6%
COMMUNITY GENERATED CALLS FOR SERVICE	2,537	2,589	52	2%	29,060	28,233	28,070	-163	-1%
OVERALL CRIME STATISTICS	JUL 2019	AUG 2019	+/- CHANGE	% CHANGE	ROLLING 24 MONTHS (SEP 16 - AUG 17)	ROLLING 12 MONTHS (SEP 17 - AUG 18)	SEP 18 - AUG 19	+/- CHANGE	% CHANGE
CRIMINAL HOMICIDE	0	0	0	0%	1	0	0	0	0%
RAPE	1	0	-1	-100%	15	14	7	-7	-50%
AGGRAVATED ASSAULT	2	6	4	200%	54	43	45	2	5%
ROBBERY	3	7	4	133%	48	51	42	-9	-18%
COMMERCIAL ROBBERY ¹	1	1	0	0%	10	18	9	-9	-50%
ALL OTHERS	2	6	4	200%	35	33	33	0	0%
TOTAL VIOLENT CRIMES	6	13	7	117%	118	111	94	-17	-15%
BURGLARY	16	32	16	100%	365	423	311	-112	-26%
RESIDENTIAL	6	17	11	183%	241	298	186	-112	-38%
Breach to Inhabited Dwelling	4	14	10	250%	190	220	128	-92	-42%
COMMERCIAL	10	15	5	50%	124	122	125	3	2%
Breach to premise after-hours	5	3	-2	-40%	101	73	50	-23	-32%
LARCENY (THEFT) ²	106	98	-8	-8%	1,235	1,317	1,240	-77	-6%
PETTY THEFT (Below \$950 loss)	27	23	-4	-15%	302	363	292	-71	-20%
GRAND THEFT (Above \$950 loss)	23	22	-1	-4%	283	335	279	-56	-17%
BURGLARY/THEFT FROM MOTOR VEHICLE	43	46	3	7%	512	530	547	17	3%
MOTOR VEHICLE THEFT	2	6	4	200%	92	82	46	-36	-44%
TOTAL PROPERTY CRIMES	124	136	12	10%	1,692	1,826	1,597	-229	-13%
TOTAL CRIMES	130	149	19	15%	1,810	1,938	1,691	-247	-13%

The blue rows are derived values and not separate ones for summation purposes.

¹Commercial Robbery is a shoplifter that uses force or fear to escape a store after the taking of the property.

²Larceny-theft is the unlawful taking, carrying, leading, or riding away of property from the possession or constructive possession of another.

*N/C = Not Calculable

*Numbers/percentages in red font indicate an increase.

*A rolling period of time is one that "rolls" with what the current date is (e.g. a 12 month rolling average refers to the 12 months immediately prior to the timeframe being reported).

*For more information on the crime categories under Crime Statistics and Arrest Statistics, reference page 6.



BEVERLY HILLS POLICE DEPARTMENT

AUGUST 2019

MONTHLY REPORT

ARREST STATISTICS	JUL 2019	AUG 2019	+/- CHANGE	% CHANGE	ROLLING 24 MONTHS (SEP 16 - AUG 17)	ROLLING 12 MONTHS (SEP 17- AUG 18)	SEP 18 - AUG 19	+/- CHANGE	% CHANGE
CRIMINAL HOMICIDE	0	0	0	N/C	0	1	2	1	100%
RAPE	0	0	0	N/C	4	4	0	-4	-100%
ROBBERY	0	4	4	N/C	17	21	21	0	0%
AGGRAVATED ASSAULT	0	3	3	N/C	49	45	38	-7	-16%
TOTAL VIOLENT ARRESTS	0	7	7	N/C	70	71	54	-17	-24%
LARCENY (THEFT) ²	22	21	-1	-5%	188	190	190	0	0%
BURGLARY	7	15	8	114%	87	84	88	4	5%
MOTOR VEHICLE THEFT	4	7	3	75%	52	47	75	28	60%
TOTAL PROPERTY ARRESTS	33	43	10	30%	327	322	310	-12	-4%
OTHER ARRESTS ³ (SEE TABLE BELOW FOR TOP 5)	170	124	-46	-27%	1072	1,418	1,553	135	10%
TOTAL ALL ARRESTS	203	174	-29	-14%	1469	1,811	1,967	156	9%

TOP 5 OTHER ARRESTS ³	AUG 2019
OUTSIDE FELONY WARRANT	16
POSSESSION OF METHAMPHETAMINE	15
DRIVING WITH A SUSPENDED LICENSE	15
THEFT/APPROPRIATION OF LOST PROPERTY	10
POSSESSION OF A CONTROLLED SUBSTANCE	6

¹Larceny-theft is the unlawful taking, carrying, leading, or riding away of property from the possession or constructive possession of another.

³Other Arrests are collected from a variety of arrest charges which can include but are not limited to: Simple Assaults, Forgery/Counterfeiting, Embezzlement/Fraud, Receiving Stolen Property, Weapon Violations, Prostitution, Sex Crimes, Crimes Against Family/Child, Narcotic Drug Laws, Drunkenness, Disturbing the Peace, Disorderly Conduct, and DUI.

⁴A clearance is defined by the FBI as either an Arrest or an Exceptional Clearance AND the arrestee was charged with an offense by the court OR a juvenile offender is cited to juvenile court.

*N/C = Not Calculable

*Numbers/percentages in red font indicate an increase.

*A rolling period of time is one that "rolls" with what the current date is (e.g. a 12 month rolling average refers to the 12 months immediately prior to the timeframe being reported).

*For more information on the crime categories under Crime Statistics and Arrest Statistics, reference page 6.



BEVERLY HILLS POLICE DEPARTMENT

AUGUST 2019

MONTHLY REPORT

INVESTIGATION STATISTICS	AUG 2019
CASE ASSIGNED	298
CASES CLOSED/CLEARED	96
FELONY CASE FILING	14
MISDEMEANOR CASE FILING	14
CASE REJECTED BY DISTRICT ATTORNEY	1
PENDING FILING WITH DISTRICT ATTORNEY	15
PENDING DNA	0
ACTIVE CASES	178
CLEARANCE RATE ⁴	10%

CRIME IMPACT TEAM STATISTICS	AUG 2019
CASES ASSIGNED	24
CASES CLOSED/CLEARED	0
FELONY CASE FILING	1
MISDEMEANOR CASE FILING	0
CASE REJECTED BY DISTRICT ATTORNEY	0
PENDING FILING WITH DISTRICT ATTORNEY	2
PENDING DNA	0
ACTIVE CASES	22
CLEARANCE RATE ⁴	0

CRIME IMPACT TEAM STATISTICS (SELF-REPORTED)	AUG 2019
ARRESTS	4
SEARCH WARRANT OBTAINED	1
ARREST WARRANTS OBTAINED	0
HOURS TRAINING	200
HOURS IN COURT/CASE PREPARATION	95
ALCOHOL REGULATION COMPLIANCE OPERATIONS	0
VICE OPERATIONS	0
TOBACCO OPERATIONS	0
HOURS ON SURVEILLANCE	708
HOURS BURGLARY SUPPRESSION	0

ONLINE POLICE REPORTING STATISTICS ⁵	AUG 2019
HARRASSING PHONE CALLS	0
LOST PROPERTY	8
REPORT SUPPLEMENTS	0
VANDALISM	1
VANDALISM TO VEHICLE	0
TOTAL	9

⁴ A **clearance** is defined by the FBI as either an Arrest or an Exceptional Clearance AND the arrestee was charged with an offense by the court OR a juvenile offender is cited to juvenile court.

⁵ For more information on the **Online Police Reporting Statistics**, please refer to <http://www.beverlyhills.org/citygovernment/departmentsanddivisions/policedepartment/online services/onlinepolicereportingsystem/>



BEVERLY HILLS POLICE DEPARTMENT

AUGUST 2019

MONTHLY REPORT

COLLISIONS STATISTICS	JUL 2019	AUG 2019	+/- CHANGE	% CHANGE	ROLLING	ROLLING	SEP 18 - AUG 19	+/- CHANGE	% CHANGE
					24 MONTHS (SEP 16 - AUG 17)	12 MONTHS (SEP 17 - AUG 18)			
PROPERTY DAMAGE	22	15	-7	-32%	260	201	195	-6	-3%
HIT & RUN	8	7	-1	-13%	155	94	107	13	14%
INJURY	42	46	4	10%	594	445	469	24	5%
AUTO	30	34	4	13%	441	350	345	-5	-1%
BICYCLIST	5	1	-4	-80%	32	25	33	8	32%
MOTORCYCLIST	2	4	2	100%	30	14	27	13	93%
PEDESTRIAN	4	3	-1	-25%	69	38	37	-1	-3%
OTHER	1	4	3	300%	22	18	27	9	50%
FATAL	0	0	0	N/C	3	3	1	-2	-67%
AUTO	0	0	0	N/C	0	2	2	0	0%
BICYCLIST	0	0	0	N/C	0	0	0	0	N/C
MOTORCYCLIST	0	0	0	N/C	1	0	1	1	100%
PEDESTRIAN	0	0	0	N/C	2	0	0	0	N/C
OTHER	0	0	0	N/C	0	0	0	0	N/C
DUI	0	1	1	100%	46	45	36	-9	-20%
ENFORCEMENT STATISTICS	JUL 2019	AUG 2019	+/- CHANGE	% CHANGE	ROLLING	ROLLING	SEP 18 - AUG 19	+/- CHANGE	% CHANGE
					24 MONTHS (SEP 16 - AUG 17)	12 MONTHS (SEP 17 - AUG 18)			
PARKING CITATIONS	4240	5838	1598	38%	46564	85632	73517	-12115	-14%
POLICE	16	18	2	13%	640	533	255	-278	-52%
TRAFFIC CONTROL	4224	5820	1596	38%	45924	85099	73762	-11337	-13%
SIGNED CITATIONS	436	768	332	76%	9114	6341	6492	151	2%
PATROL	280	258	-22	-8%	2668	2877	3268	391	14%
TRAFFIC CONTROL	156	510	354	227%	6446	3454	3224	-230	-7%
RED LIGHT PHOTO CITATIONS									
21453(a) VC	2125	1461	-664	-31%	17375	19085	16150	-2935	-15%
CELL PHONE CITATIONS									
23123(a) VC	23	60	37	161%	324	161	223	62	39%
SPEED VIOLATIONS	38	167	129	339%	853	283	512	229	81%
RIGHT OF WAY VIOLATIONS	23	69	46	200%	435	372	423	51	14%
SIGNAL VIOLATIONS	7	15	8	114%	301	149	81	-68	-46%
PED VIOLATIONS	9	6	-3	-33%	213	152	100	-52	-34%
OTHER HAZARDS	55	148	93	169%	2803	2059	1319	-740	-36%
DUI ARRESTS	17	11	-6	-35%	103	241	174	-67	-28%
COMPLAINTS FILED	59	39	-20	-34%	309	419	460	41	10%
ENFORCEMENT INDEX	4	10	6	150%	105	90	68	-22	-24%

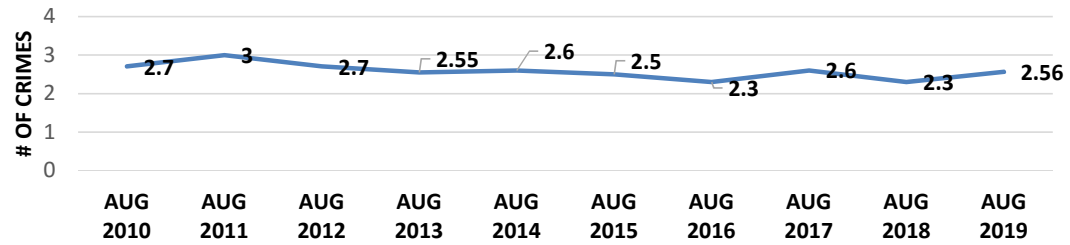


BEVERLY HILLS POLICE DEPARTMENT

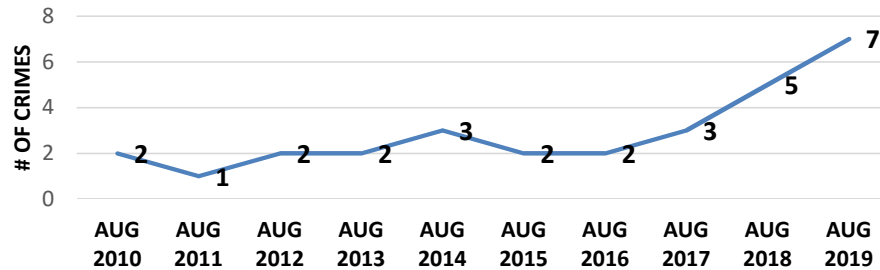
AUGUST 2019

MONTHLY REPORT

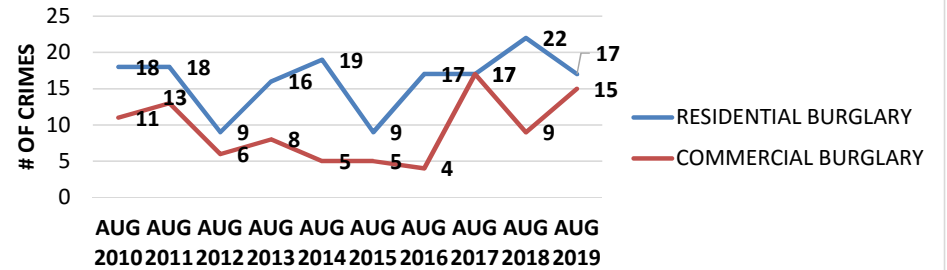
RESPONSE TIME AUGUST 2010 - AUGUST 2019



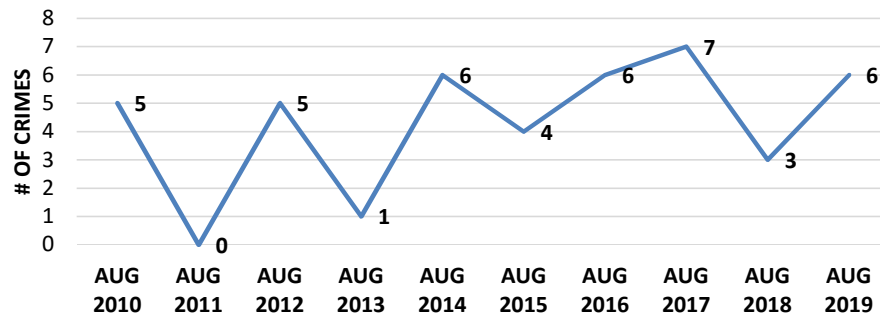
ROBBERY AUGUST 2010 - AUGUST 2019



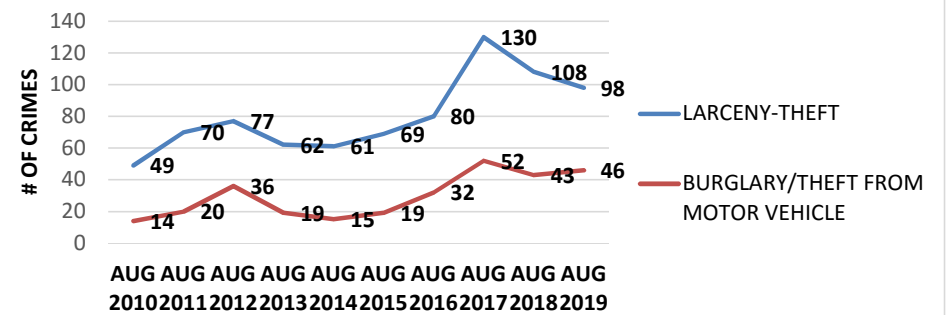
BURGLARY AUGUST 2010 - AUGUST 2019



MOTOR VEHICLE THEFT AUGUST 2010 - AUGUST 2019



LARCENY-THEFT AUGUST 2010 - AUGUST 2019



Crime Category	Sub-Category	Description
ASSAULT	Assault – Aggravated	An assault with a weapon or with the intent to inflict severe or aggravated bodily injury.
	Assault – Simple	An assault with no intent and not resulting in severe or aggravated bodily injury.
	Assaults – Prior to Sept 2018	All aggravated and simple assaults (previously combined).
BURGLARY	Burglary – Commercial Building	Entry into a commercial business after business hours with the intent to commit theft
	Burglary – Construction Site	Any entry onto a construction site with intent to commit theft.
	Burglary – Residential (Accessed Garage Only)	Entry <u>limited</u> to a garage (subterranean, attached to residence, detached from residence) with intent to commit theft.
	Burglary – Residential (Home Occupied)	Entry into a residence with the intent to commit a theft or any felony while the residence is occupied at the time of the crime.
	Burglary – Residential (Common Area)	Entry <u>limited</u> to a common mail area or laundry room of a multi-family residence with the intent to commit mail theft or coin theft.
	Burglary – Residential (No One Home)	Entry into a residence with the intent to commit a theft or any felony when no one is home at the time of the crime.
DUI ARREST		The arrest of a person for driving while under the influence of any alcoholic beverage or drug.
HOMICIDE		The willful (non-negligent) killing of one human being by another.
MOTOR VEHICLE THEFT	Motor Vehicle Theft	The theft of a motor vehicle.
ROBBERY	Shoplift Robbery	A shoplifter uses force against store security to retain property stolen from the location.
	Robbery	The taking of anything of value from a person by force or threat of force or violence.
SEX CRIMES		Includes rape, sexual battery and sex registrant violations.
THEFT/LARCENY	Theft – Grand	Theft where the value of the property exceeds \$950, or is taken from a person, or a firearm of any value.
	Theft – Petty	Theft where the value of the property is less than \$950.
	Theft From Commercial Building	Theft (regardless of value) from a commercial business, building or office.
	Theft of Auto Parts	Theft, limited to auto parts, from the interior or exterior of a vehicle.
VANDALISM		The malicious destruction, damage or defacing (graffiti) of real or personal property of another.
VEHICLE BREAK-IN/THEFT	Theft – Grand (From Vehicle)	Entry into a motor vehicle, without force, where the property stolen exceeds \$950.
	Theft – Petty (From Vehicle)	Entry into a motor vehicle, without force, where the property stolen is less than \$950.
	Burglary – From a Motor Vehicle	Forced entry into a locked motor vehicle with the intent to commit theft.