



# BEVERLY HILLS POLICE DEPARTMENT

## EXECUTIVE SUMMARY

### March 2021

#### **Crime Summary:**

During March 2021, we saw a decrease in overall property crime compared to February 2021. We did see an increase in aggravated assaults. A majority of the aggravated assaults involved transients as suspects who had underlying mental health conditions. Overall, total crime still remains down at **-8%** year-to-date (126 less crimes committed thus far in 2021). Our response time to Emergency Calls for Service was 2.26 minutes. We received 2,912 "911" calls during March 2021.

#### **Significant Accomplishments:**

- ) Larcenies (thefts) are down **13%**
- ) Robberies are down **25%**
- ) Overall arrests are up **6%** including robbery arrests at **117%**

#### **Crime Prevention:**

- ) Our Community Relations Unit (CRU) continues to work on the "Just in Case BH" committee
- ) A "Just in Case" ZOOM meeting for Zone 9 (south east) part of Beverly Hills has been scheduled

#### **Detective Bureau:**

- ) Detectives continue to actively work on an armed robbery and shooting that occurred in the 400 block of N Canon Drive in early March. They are making significant progress on the case
- ) Burglary Detectives are currently investigating a burglary in the 1100 block of San Ysidro Dr where an unknown suspect entered a home and stole property while a housekeeper was inside the home
- ) Representatives from the Detective Bureau attended their first meeting after joining the FBI Los Angeles Field Office Hate Crimes Task Force which is a multi-agency cooperative effort to share information and investigate local hate crimes

#### **Geographical Policing:**

- ) A Beverly Hills Homeless Collaboration meeting took place with Geographical Police Officers
- ) Geographical Policing Officers continue to work closely with Community Services regarding Homeless Outreach strategies
- ) The Deputy Director and Program Manager from the LA County Department of Mental Health Emergency Outreach and Triage Division will present their Mental Health Evaluation Team partnerships with police departments and municipalities throughout the County, and what a partnership would look like with the City of Beverly Hills

#### **Traffic Division:**

- ) Motor Officers continue their directed enforcement efforts in areas where traffic collisions are prevalent
- ) We issued **11,428** parking citations; which, was an increase of **8%** compared to February 2021



# BEVERLY HILLS POLICE DEPARTMENT - MARCH 2021

## MONTHLY REPORT

PATROL/FIELD STATISTICS	FEB 2021	MAR 2021	+/- CHANGE	% CHANGE	ROLLING 24 MONTHS (APRIL 18- MAR 19)	ROLLING 12 MONTHS (APRIL 19- MAR 20)	APRIL 20 - MAR 21	+/- CHANGE	% CHANGE
911 CALLS RECEIVED	2,070	2,476	406	20%	33,680	39,689	29,693	-9,996	-25%
TEXT TO 911 CALLS	0	0	0	0%	16	9	8	-1	-11%
RESPONSE TIME TO EMERGENCY CALLS	1.46	2.26	0.80	55%	2.38	2.43	2.29	-0.14	-6%
COMMUNITY GENERATED CALLS FOR SERVICE	3,172	2,912	-260	-8%	28,317	27,965	29,034	1,069	3.8%
OVERALL CRIME STATISTICS	FEB 2021	MAR 2021	+/- CHANGE	% CHANGE	ROLLING 24 MONTHS (APRIL 18- MAR 19)	ROLLING 12 MONTHS (APRIL 19- MAR 20)	APRIL 20 - MAR 21	+/- CHANGE	% CHANGE
CRIMINAL HOMICIDE	0	0	0	0%	0	1	0	-1	-100%
RAPE	1	1	0	0%	12	6	8	2	33%
AGGRAVATED ASSAULT	3	7	4	133%	50	41	66	25	61%
ROBBERY	8	6	-2	-25%	42	52	52	0	0%
COMMERCIAL ROBBERY <sup>1</sup>	0	1	1	100%	11	9	10	1	11%
ALL OTHERS	8	5	-3	-38%	31	43	42	-1	-2%
<b>TOTAL VIOLENT CRIMES</b>	<b>12</b>	<b>14</b>	<b>2</b>	<b>17%</b>	<b>104</b>	<b>100</b>	<b>126</b>	<b>26</b>	<b>26%</b>
BURGLARY	16	23	7	44%	358	226	294	68	30%
RESIDENTIAL	10	18	8	80%	233	129	141	12	9%
COMMERCIAL	6	5	-1	-17%	125	97	153	56	58%
Breach to Inhabited Dwelling (Residential)	7	12	5	71%	172	87	63	-24	-28%
Breach to premise after-hours (Commercial)	4	4	0	0%	53	55	125	70	127%
LARCENY (THEFT) <sup>2</sup>	63	55	-8	-13%	1,225	1,127	864	-263	-23%
PETTY THEFT (Below \$950 loss)	24	21	-3	-13%	316	303	291	-12	-4%
GRAND THEFT (Above \$950 loss)	18	14	-4	-22%	299	306	265	-41	-13%
BURGLARY/THEFT FROM MOTOR VEHICLE	21	20	-1	-5%	514	402	308	-94	-23%
MOTOR VEHICLE THEFT	7	5	-2	-29%	51	52	95	43	83%
<b>TOTAL PROPERTY CRIMES</b>	<b>86</b>	<b>83</b>	<b>-3</b>	<b>-3%</b>	<b>1,634</b>	<b>1,405</b>	<b>1,253</b>	<b>-152</b>	<b>-11%</b>
<b>TOTAL CRIMES</b>	<b>98</b>	<b>97</b>	<b>-1</b>	<b>-1%</b>	<b>1,738</b>	<b>1,505</b>	<b>1,379</b>	<b>-126</b>	<b>-8%</b>

The blue rows above are derived values from the "RESIDENTIAL" & "COMMERCIAL" grey rows and are not intended for summation purposes.

<sup>1</sup>Commercial Robbery is a shoplifter that uses force or fear to escape a store after the taking of the property. <sup>2</sup>Larceny-theft is the unlawful taking, carrying, leading, or riding away of property from the possession or constructive possession of another.

\*N/C = Not Calculable

\*Numbers/percentages in red font indicate an increase.

\*A rolling period of time is one that "rolls" with what the current date is (e.g. a 12 month rolling average refers to the 12 months immediately prior to the timeframe being reported).

\*For more information on the crime categories under Crime Statistics and Arrest Statistics, reference page 6.



# BEVERLY HILLS POLICE DEPARTMENT - MARCH 2021

## MONTHLY REPORT

ARREST STATISTICS	FEB 2021	MAR 2021	+/- CHANGE	% CHANGE	ROLLING 24 MONTHS (APRIL 18- MAR 19)	ROLLING 12 MONTHS (APRIL 19- MAR 20)	APRIL 20 - MAR 21	+/- CHANGE	% CHANGE
CRIMINAL HOMICIDE	0	0	0	0%	2	0	0	0	0%
RAPE	1	0	-1	-100%	4	0	3	3	300%
ROBBERY	6	13	7	117%	19	33	47	14	42%
AGGRAVATED ASSAULT	3	5	2	67%	51	25	50	25	100%
<b>TOTAL VIOLENT ARRESTS</b>	<b>10</b>	<b>18</b>	<b>8</b>	<b>80%</b>	<b>76</b>	<b>58</b>	<b>100</b>	<b>42</b>	<b>72%</b>
LARCENY (THEFT) <sup>2</sup>	18	15	-3	-17%	163	248	167	-81	-33%
BURGLARY	9	5	-4	-44%	80	84	93	9	11%
MOTOR VEHICLE THEFT	9	5	-4	-44%	63	81	77	-4	-5%
<b>TOTAL PROPERTY ARRESTS</b>	<b>36</b>	<b>25</b>	<b>-11</b>	<b>-31%</b>	<b>307</b>	<b>413</b>	<b>337</b>	<b>-76</b>	<b>-18%</b>
OTHER ARRESTS <sup>3</sup> (SEE TABLE BELOW FOR TOP 5)	57	66	9	16%	1,473	1,524	1,096	-428	-28%
<b>TOTAL ALL ARRESTS</b>	<b>103</b>	<b>109</b>	<b>6</b>	<b>6%</b>	<b>1,856</b>	<b>1,994</b>	<b>1,533</b>	<b>-461</b>	<b>-23%</b>

TOP 5 OTHER ARRESTS <sup>3</sup>	MAR 2021
POSSESSION OF DRUG PARAPHENALIA	22
OUTSIDE AGENCY FELONY WARRANT	11
POSSESSION OF METHAMPHETAMINE	13
OUTSIDE AGENCY MISDEMEANOR WARRANT	10
RESISTING ARREST	9

<sup>1</sup>Larceny-theft is the unlawful taking, carrying, leading, or riding away of property from the possession or constructive possession of another.

<sup>3</sup>Other Arrests are collected from a variety of arrest charges which can include but are not limited to: Simple Assaults, Forgery/Counterfeiting, Embezzlement/Fraud, Receiving Stolen Property, Weapon Violations, Prostitution, Sex Crimes, Crimes Against Family/Child, Narcotic Drug Laws, Drunkenness, Disturbing the Peace, Disorderly Conduct, and DUI.

<sup>4</sup>A clearance is defined by the FBI as either an Arrest or an Exceptional Clearance AND the arrestee was charged with an offense by the court OR a juvenile offender is cited to juvenile court.

\*N/C = Not Calculable

\*Numbers/percentages in **red font** indicate an increase.

\*A rolling period of time is one that "rolls" with what the current date is (e.g. a 12 month rolling average refers to the 12 months immediately prior to the timeframe being reported).

\*For more information on the crime categories under Crime Statistics and Arrest Statistics, reference page 6.



# BEVERLY HILLS POLICE DEPARTMENT - MARCH 2021

## MONTHLY REPORT

INVESTIGATION STATISTICS	MAR 2021
CASE ASSIGNED	242
CASES CLOSED/CLEARED	94
FELONY CASE FILING	11
MISDEMEANOR CASE FILING	15
CASE REJECTED BY DISTRICT ATTORNEY	12
PENDING FILING WITH DISTRICT ATTORNEY	44
PENDING DNA	0
ACTIVE CASES	1989

CRIME IMPACT TEAM STATISTICS	MAR 2021
CASES ASSIGNED	20
CASES CLOSED/CLEARED	11
FELONY CASE FILING	4
MISDEMEANOR CASE FILING	0
CASE REJECTED BY DISTRICT ATTORNEY	9
PENDING FILING WITH DISTRICT ATTORNEY	8
PENDING DNA	0
ACTIVE CASES	120

ONLINE POLICE REPORTING STATISTICS	MAR 2021
LOST PROPERTY	10
HARASSING PHONE CALLS	2
GRAND THEFT	5
PETTY THEFT	4
THEFT FROM VEHICLE	3
VANDALISM	8
TOTAL	32

CRIME IMPACT TEAM STATISTICS (SELF-REPORTED)	
ARRESTS	9
INVESTIGATED HOURS	240
SEARCH WARRANTS/ TRACKERS/ CELL PHONES	6
TRAINING HOURS	130
HOURS IN COURT/CASE PREPARATION	10
ALCOHOL REGULATION COMPLIANCE, VICE & TOBACCO OPERATIONS	0
HOURS ON SURVEILLANCE	1500

BHUSD STATISTICS MARCH 2021				
	BEVERLY HILLS HIGH SCHOOL	BEVERLY VISTA	HAWTHORNE	HORACE MANN
OFFICER SCHOOL VISITS	1	0	3	0
COMMUNITY GENERATED CALLS FOR SERVICE	0	1	2	2
REPORTS TAKEN	0	1	1	0



# BEVERLY HILLS POLICE DEPARTMENT - MARCH 2021

## MONTHLY REPORT

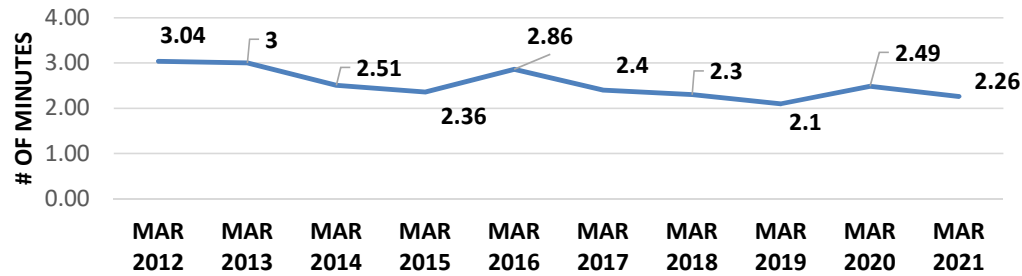
COLLISIONS STATISTICS	FEB 2021	MAR 2021	+/- CHANGE	% CHANGE	ROLLING	ROLLING	APRIL 20 - MAR 21	+/- CHANGE	% CHANGE
					24 MONTHS (APRIL 18- MAR 19)	12 MONTHS (APRIL 19- MAR 20)			
PROPERTY DAMAGE	17	5	-12	-71%	214	211	116	-95	-45%
HIT & RUN	15	4	-11	-73%	119	119	78	-41	-34%
INJURY	23	30	7	30%	441	452	263	-189	-42%
AUTO	13	19	6	46%	340	316	159	-157	-50%
BICYCLIST	2	3	1	50%	24	28	26	-2	-7%
MOTORCYCLIST	2	2	0	0%	23	22	11	-11	-50%
PEDESTRIAN	4	1	-3	-75%	31	42	30	-12	-29%
OTHER	2	5	3	150%	23	34	44	10	29%
FATAL	2	0	-2	-100%	2	2	2	0	0%
AUTO	0	0	0	0%	2	1	0	-1	-100%
BICYCLIST	0	0	0	0%	0	0	0	0	0%
MOTORCYCLIST	0	0	0	0%	1	0	0	0	0%
PEDESTRIAN	2	0	-2	-100%	0	1	2	1	100%
OTHER	0	0	0	0%	0	0	0	0	0%
DUI	3	3	0	0%	50	20	29	9	45%
ENFORCEMENT STATISTICS	FEB 2021	MAR 2021	+/- CHANGE	% CHANGE	ROLLING	ROLLING	APRIL 20 - MAR 21	+/- CHANGE	% CHANGE
					24 MONTHS (APRIL 18- MAR 19)	12 MONTHS (APRIL 19- MAR 20)			
PARKING CITATIONS	10577	11428	851	8%	88911	77022	66783	-10239	-13%
POLICE	4	26	22	400%	420	433	479	46	11%
TRAFFIC CONTROL	10573	11402	829	8%	88491	77089	66304	-10785	-14%
SIGNED CITATIONS	605	661	56	9%	6286	7395	4110	-3285	-44%
PATROL	192	215	23	12%	3198	3648	1693	-1955	-54%
TRAFFIC CONTROL	413	446	33	8%	3078	3747	2417	-1330	-35%
RED LIGHT PHOTO CITATIONS									
21453(a) VC	766	988	222	29%	14062	19670	12275	-7395	-38%
CELL PHONE CITATIONS									
23123(a) VC	73	88	15	21%	162	396	373	-23	-6%
SPEED VIOLATIONS	70	74	4	6%	327	874	321	-553	-63%
RIGHT OF WAY VIOLATIONS	67	92	25	37%	369	566	333	-233	-41%
SIGNAL VIOLATIONS	18	11	-7	-39%	82	134	130	-4	-3%
PED VIOLATIONS	6	11	5	83%	88	165	86	-79	-48%
OTHER HAZARDS	96	42	-54	-56%	1780	1427	1059	-368	-26%
DUI ARRESTS	5	8	3	60%	219	150	86	-64	-43%
COMPLAINTS FILED	16	22	6	38%	415	490	273	-217	-44%
ENFORCEMENT INDEX	14	11	-3	-21%	78	96	101	5	5%
PLACARD CITATIONS	48	24	-24	-50%	256	330	175	-155	-47%



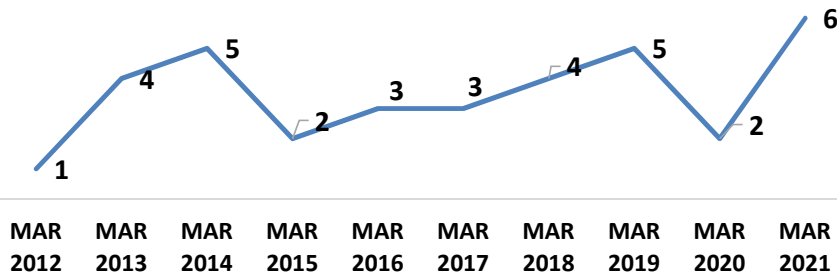
# BEVERLY HILLS POLICE DEPARTMENT - MARCH 2021

## MONTHLY REPORT

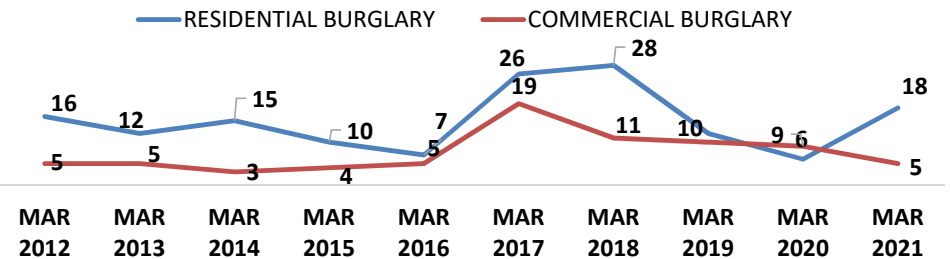
**RESPONSE TIME**  
**MARCH 2012 - MARCH 2021**



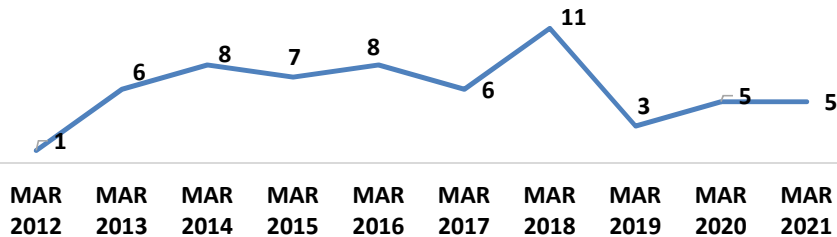
**ROBBERY MARCH 2012 - MARCH 2021**



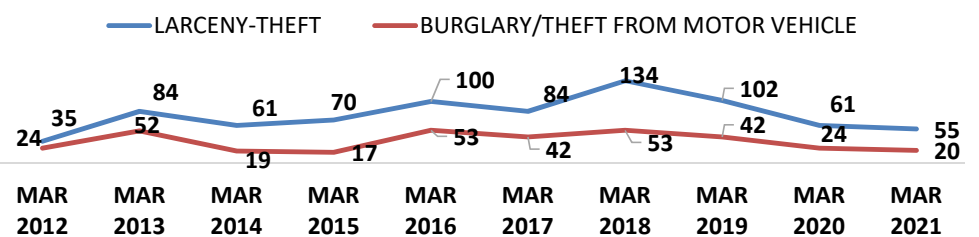
**BURGLARY**  
**MARCH 2012 - MARCH 2021**



**MOTOR VEHICLE THEFT**  
**MARCH 2012 - MARCH 2021**



**LARCENY-THEFT**  
**MARCH 2012 - MARCH 2021**



<b>Crime Category</b>	<b>Sub-Category</b>	<b>Description</b>
<b>ASSAULT</b>	Assault – Aggravated	An assault with a weapon or with the intent to inflict severe or aggravated bodily injury.
	Assault – Simple	An assault with no intent and not resulting in severe or aggravated bodily injury.
	Assaults – Prior to Sept 2018	All aggravated and simple assaults (previously combined).
<b>BURGLARY</b>	Burglary – Commercial Building	Entry into a commercial business after business hours with the intent to commit theft
	Burglary – Construction Site	Any entry onto a construction site with intent to commit theft.
	Burglary – Residential (Accessed Garage Only)	Entry <u>limited</u> to a garage (subterranean, attached to residence, detached from residence) with intent to commit theft.
	Burglary – Residential (Home Occupied)	Entry into a residence with the intent to commit a theft or any felony while the residence is occupied at the time of the crime.
	Burglary – Residential (Common Area)	Entry <u>limited</u> to a common mail area or laundry room of a multi-family residence with the intent to commit mail theft or coin theft.
	Burglary – Residential (No One Home)	Entry into a residence with the intent to commit a theft or any felony when no one is home at the time of the crime.
<b>DUI ARREST</b>		The arrest of a person for driving while under the influence of any alcoholic beverage or drug.
<b>HOMICIDE</b>		The willful (non-negligent) killing of one human being by another.
<b>MOTOR VEHICLE THEFT</b>	Motor Vehicle Theft	The theft of a motor vehicle.
<b>ROBBERY</b>	Shoplift Robbery	A shoplifter uses force against store security to retain property stolen from the location.
	Robbery	The taking of anything of value from a person by force or threat of force or violence.
<b>SEX CRIMES</b>		Includes rape, sexual battery and sex registrant violations.
<b>THEFT/LARCENY</b>	Theft – Grand	Theft where the value of the property exceeds \$950, or is taken from a person, or a firearm of any value.
	Theft – Petty	Theft where the value of the property is less than \$950.
	Theft From Commercial Building	Theft (regardless of value) from a commercial business, building or office.
	Theft of Auto Parts	Theft, limited to auto parts, from the interior or exterior of a vehicle.
<b>VANDALISM</b>		The malicious destruction, damage or defacing (graffiti) of real or personal property of another.
<b>VEHICLE BREAK-IN/THEFT</b>	Theft – Grand (From Vehicle)	Entry into a motor vehicle, without force, where the property stolen exceeds \$950.
	Theft – Petty (From Vehicle)	Entry into a motor vehicle, without force, where the property stolen is less than \$950.
	Burglary – From a Motor Vehicle	Forced entry into a locked motor vehicle with the intent to commit theft.