



Beverly Hills Police Department

Executive Summary - November 2023

Crime Summary

In November 2023, we saw a **19%** decrease in offenses¹ compared to October 2023. Overall total offenses are up by **23% year-to-date**. We have had five hundred and thirty-two crimes thus far in 2023 compared to 2022. Our response time to emergency calls for service is 2.54 minutes, and we received 4,088 community-generated calls for service.

Community Engagement

- In November 2023, the Community Relations Unit (CRU) Supervisor Sergeant Newman played a pivotal role in enhancing public safety awareness, presenting important announcements and resources to the Trousdale Homeowners Association alongside City Council and other key members of the City of Beverly Hills. In a separate initiative, Sgt. Newman addressed the Beverly Hills Chamber of Commerce with a presentation focused on Business Safety during the Holidays, emphasizing the importance of security and vigilance during this busy season.
- BHPD's social media platforms continued to be an effective tool for community engagement and information dissemination. Highlights included:
 - A post acknowledging the dedicated personnel of the BHPD's Records Bureau during Law Enforcement Records Personnel Week.
 - Celebrating the graduation of three BHPD recruits from the LAPD Academy.
 - A media release about an attempted murder suspect which reached over 12,600 accounts on Instagram.
 - Sharing news on the arrest of key suspects in a series of high-profile armed robberies across LA and Orange Counties, reaching over 8,300 accounts on Instagram.
- CRU made their fourth visit to the Pediatrics Unit at Cedars-Sinai, meeting with patients and reinforcing their commitment to community care and support.
- Participation in the Rodeo Drive Holiday Lighting Event showcased the CRU's involvement in local festivities and public events, further strengthening community bonds.
- Demonstrating their dedication to community safety, CRU conducted significant security assessments for two HOAs.
- CRU hosted Team Beverly Hills, providing an engaging presentation and a comprehensive tour of the Police Department. This event was well attended, with over 50 residents and several representatives from local businesses, offering an insightful look into the operations and roles within the Police Department.
- The BHPD Police Explorer Program held trainings on First Aid, CPR, and Tourniquet Application. Because of these trainings, some of BHPD's Police Explorers are now certified through the American Heart Association. We are continuously accepting applications for the Police Explorer Program. For more information, go to beverlyhills.org/explorers.

¹ Tally of offense codes charged in crimes and arrests may have multiple offenses in any individual crime and arrest report.



Investigative Services Division

On November 27, 2023, a distraction theft occurred, resulting in a staggering loss of \$85,000. The investigation efforts of the Crime Impact Team (CIT) and detective personnel involved a large surveillance operation leading to detectives observing the suspects commit an additional crime amounting to a loss of \$7,245. On November 30, 2023, seven suspects were arrested, and a search warrant was served at a location connected to the suspects. Felony charges were subsequently filed against all seven arrestees, including violations of Penal Code sections 487 (grand theft), 459 (burglary), and 182 (conspiracy).

Traffic Bureau

- In November 2023, Traffic Control Officers (TCOs) issued 5,886 parking citations, 355 signed citations, and 2,363 Photo Red Light citations.
- On November 13th, the TCOs did parking enforcement on specific areas of complaint and areas of high parking violations. The TCOs wrote approximately 403 parking citations that day.
- On November 16th, Traffic Bureau personnel assisted with crowd management at the annual holiday lighting ceremony on Rodeo Drive.



BEVERLY HILLS POLICE DEPARTMENT - NOVEMBER 2023

NATIONAL INCIDENT-BASED REPORTING SYSTEM (NIBRS) STATISTICAL REPORT

PATROL/FIELD STATISTICS	OCTOBER 2023	NOVEMBER 2023	+/- CHANGE	% CHANGE	YTD 2021	YTD 2022	YTD 2023	+/- CHANGE	% CHANGE
911 CALLS RECEIVED	2,820	2,493	-327	-12%	27,772	27,740	27,198	-542	-2%
RESPONSE TIME TO EMERGENCY CALLS	2.30	2.54	0.24	10.4%	2.29	2.18	2.52	0.34	16%
COMMUNITY GENERATED CALLS FOR SERVICE	4,130	4,088	-42	-1.0%	32,881	36,590	37,372	782	2%
OVERALL INCIDENT BASED REPORTING	OCTOBER 2023	NOVEMBER 2023	+/- CHANGE	% CHANGE	YTD 2021	YTD 2022	YTD 2023	+/- CHANGE	% CHANGE
CRIMINAL HOMICIDE	0	0	0	0%	1	0	0	0	0%
RAPE/SEXUAL ASSAULTS	1	1	0	0%	20	23	34	11	48%
AGGRAVATED ASSAULT	2	5	3	150%	66	71	54	-17	-24%
SIMPLE ASSAULTS	17	11	-6	-35%	121	164	156	-8	-5%
KIDNAPPING	0	0	0	0%	3	0	1	1	100%
HUMAN TRAFFICKING	0	0	0	0%	0	0	0	0	0%
ROBBERY	8	6	-2	-25%	48	55	64	9	16%
COMMERCIAL ROBBERY ¹	0	2	2	200%	3	15	13	-2	-13%
ALL OTHERS	8	4	-4	-50%	45	40	43	3	8%
TOTAL VIOLENT OFFENSES	28	23	-5	-18%	259	313	309	-4	-1%
BURGLARY	17	19	2	12%	252	250	275	25	10%
RESIDENTIAL	12	15	3	25%	140	147	155	8	5%
COMMERCIAL	6	4	-2	-33%	112	103	120	17	17%
Breach to Inhabited Dwelling (Residential)	3	12	9	300%	75	85	93	8	9%
Breach to premise after-hours (Commercial)	4	1	-3	-75%	70	37	46	9	24%
LARCENY (THEFT) ²	92	101	9	10%	794	816	1,067	251	31%
PETTY THEFT (Below \$950 loss)	28	38	10	36%	289	293	351	58	20%
GRAND THEFT (Above \$950 loss)	39	32	-7	-18%	245	286	397	111	39%
AUTO BURGLARY/THEFT FROM MOTOR VEHICLE	25	31	6	24%	260	237	319	82	35%
MOTOR VEHICLE THEFT	9	6	-3	-33%	90	97	93	-4	-4%
TOTAL PROPERTY CRIMES	118	126	8	7%	1,136	1,163	1,435	272	23%
WEAPONS LAW VIOLATIONS	10	3	-7	-70%	72	80	85	5	6%
VANDALISM	28	17	-4	-39%	157	189	269	80	42%
FINANCIAL CRIMES	41	24	-17	-41%	301	315	308	-7	-2%
STOLEN PROPERTY	19	12	-7	-37%	19	41	161	120	293%
DRUG NARCOTICS	39	38	-1	-3%	137	182	263	81	45%
PORNOGRAPHY	0	0	0	0%	0	0	0	0	0%
PROSTITUTION	0	0	0	0%	0	0	0	0	0%
GAMBLING	0	0	0	0%	0	0	0	0	0%
ANIMAL CRUELTY	0	0	0	0%	0	0	0	0	0%
TOTAL OFFENSES	283	233	-50	-18%	2,081	2,283	2,820	537	24%

The blue rows above are derived values from the "RESIDENTIAL" & "COMMERCIAL" grey rows and are not intended for summation purposes.

The Beverly Hills Police Department complies with FBI data reporting standards

¹Commercial Robbery is a shoplifter that uses force or fear to escape a store after the taking of property. ²Larceny-theft is the unlawful taking, carrying, leading, or riding away of property from the possession or constructive possession of another.

*N/C = Not Calculable *Numbers/percentages in red font indicate an increase. See NIBRS offenses definitions on pages 6 and 7.



BEVERLY HILLS POLICE DEPARTMENT - NOVEMBER 2023

ARREST STATISTICAL REPORT

ARREST STATISTICS	OCTOBER 2023	NOVEMBER 2023	+/- CHANGE	% CHANGE	YTD 2021	YTD 2022	YTD 2023	+/- CHANGE	% CHANGE
CRIMINAL HOMICIDE	0	0	0	0%	0	1	0	-1	-100%
RAPE	1	0	-1	-100%	1	1	1	0	0%
ROBBERY	5	4	-1	-20%	48	44	38	-6	-14%
AGGRAVATED ASSAULT	0	4	4	400%	59	52	26	-26	-50%
TOTAL VIOLENT ARRESTS	6	8	2	33%	108	98	65	-33	-34%
LARCENY (THEFT) ²	26	32	6	23%	158	135	211	76	56%
BURGLARY	3	6	3	100%	83	70	78	8	11%
MOTOR VEHICLE THEFT	7	7	0	0%	74	67	76	9	13%
TOTAL PROPERTY ARRESTS	36	45	9	25%	315	272	365	93	34%
OTHER ARRESTS ³ (SEE TABLE BELOW FOR TOP 5)	73	72	-1	-1%	727	937	842	-95	-10%
TOTAL ALL ARRESTS	115	125	10	9%	1,150	1,307	1,272	-35	-3%

TOP 5 OTHER ARRESTS ³	NOVEMBER 2023
POSSESSION OF DRUG PARAPHERNALIA	15
POSSESSION OF METH	4
DRIVING WHILE LICENSE SUSPENDED	4
DRIVING UNDER INFLUENCE OF ALCOHOL	4
OUTSIDE MISDEMEANOR WARRANT	4

²Larceny-theft is the unlawful taking, carrying, leading, or riding away of property from the possession or constructive possession of another. ³Other Arrests are collected from a variety of arrest charges which can include but are not limited to: Simple Assaults, Forgery/Counterfeiting, Embezzlement/Fraud, Receiving Stolen Property, Weapon Violations, Prostitution, Sex Crimes, Crimes Against Family/Child, Narcotic Drug Laws, Drunkenness, Disturbing the Peace, Disorderly Conduct, and DUI. ⁴A clearance is defined by the FBI as either an Arrest or an Exceptional Clearance AND the arrestee was charged with an offense by the court OR a juvenile offender is cited to juvenile court. *N/C = Not Calculable *Numbers/percentages in red font indicate an increase. *Tally of offense codes charged in crimes and arrests may have multiple offenses in any individual crime and arrest report. *For more information on the crime categories under Crime Statistics and Arrest Statistics, reference page 6 and 7.



BEVERLY HILLS POLICE DEPARTMENT - NOVEMBER 2023

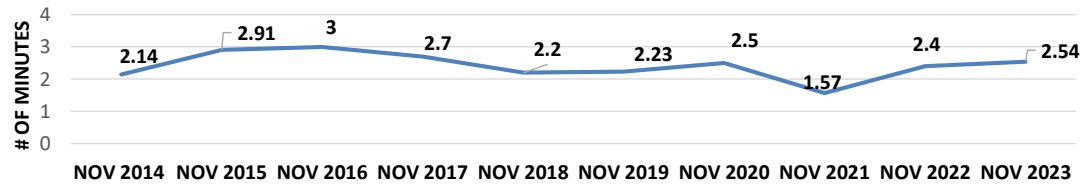
TRAFFIC STATISTICAL REPORT

COLLISIONS STATISTICS		OCTOBER 2023	NOVEMBER 2023	+/- CHANGE	% CHANGE	YTD 2021	YTD 2022	YTD 2023	+/- CHANGE	% CHANGE
PROPERTY DAMAGE		17	22	5	29%	103	113	226	113	100%
HIT & RUN		13	14	1	8%	102	105	142	37	35%
INJURY		50	52	2	4%	321	336	430	94	28%
AUTO		37	37	0	0%	229	251	326	75	30%
BICYCLIST		2	1	-1	-50%	30	24	20	-4	-17%
MOTORCYCLIST		6	5	-1	-17%	17	11	35	24	400%
PEDESTRIAN		5	8	3	60%	29	45	44	-1	-2%
OTHER		0	1	1	100%	16	6	5	-1	-17%
FATAL		0	0	0	0%	3	1	0	-1	-100%
AUTO		0	0	0	0%	0	0	0	0	0%
BICYCLIST		0	0	0	0%	1	0	0	0	0%
MOTORCYCLIST		0	0	0	0%	0	1	0	-1	-100%
PEDESTRIAN		0	0	0	0%	2	0	0	0	0%
OTHER		0	0	0	0%	0	0	0	0	0%
DUI		4	3	-1	-25%	26	19	45	26	137%
ENFORCEMENT STATISTICS		OCTOBER 2023	NOVEMBER 2023	+/- CHANGE	% CHANGE	YTD 2021	YTD 2022	YTD 2023	+/- CHANGE	% CHANGE
PARKING CITATIONS		6524	5907	-617	-9%	103,520	74,094	63,587	-10507	-14%
POLICE		18	21	3	17%	357	153	114	-39	-25%
TRAFFIC CONTROL		6506	5886	-620	-10%	103,163	73,941	63,473	-10468	-14%
WARNINGS		359	355	-4	-1%	222	2559	4434	1875	73%
SIGNED CITATIONS		508	514	6	1%	6489	4622	5272	650	14%
PATROL		125	117	-8	-6%	1701	1594	1812	218	14%
TRAFFIC CONTROL OFFICERS (NON-SWORN)		383	397	14	4%	4788	3028	3463	435	14%
WARNINGS		266	247	-19	-7%	N/A	3657	2887	-770	-21%
RED LIGHT PHOTO CITATIONS										
21453(a) VC		2027	2363	336	17%	13346	18377	20436	2059	11%
CELL PHONE CITATIONS										
23123(a) VC		83	107	24	29%	787	340	773	433	127%
SPEED VIOLATIONS		15	18	3	20%	999	567	367	-200	-35%
RIGHT OF WAY VIOLATIONS		122	99	-23	-19%	851	774	1341	567	73%
SIGNAL VIOLATIONS		16	35	19	119%	201	141	143	2	1%
PED VIOLATIONS		1	2	1	100%	172	68	16	-52	-76%
MODIFIED EXHAUST		0	4	4	400%	N/A	48	21	-27	-56%
OTHER HAZARDS		139	120	-19	-14%	1137	923	1198	275	30%
DUI ARRESTS		8	6	-2	-25%	89	117	97	-20	-17%
ENFORCEMENT INDEX		17	8	-9	-53%	142	100	110	10	10%
HANDICAP PLACARD CITATIONS		91	98	7	8%	740	434	760	326	75%

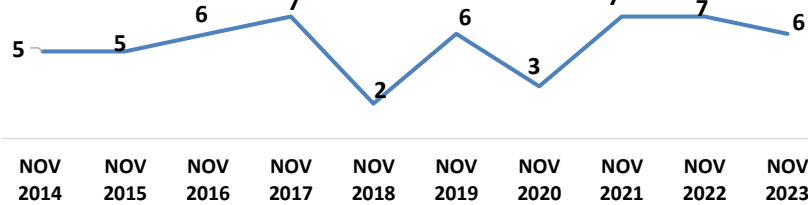


BEVERLY HILLS POLICE DEPARTMENT - NOVEMBER 2023 MONTHLY COMPARISON

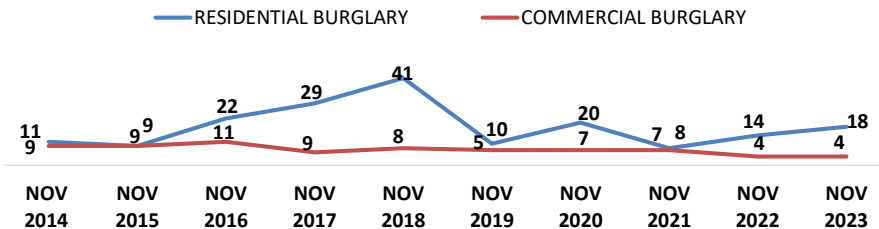
RESPONSE TIME
NOVEMBER 2014 - NOVEMBER 2023



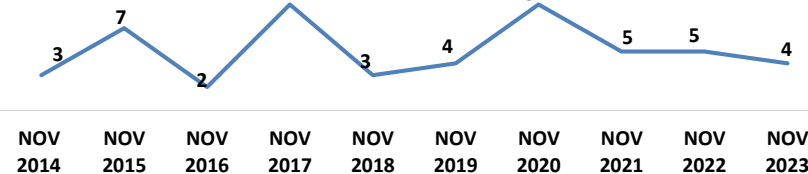
ROBBERY
NOVEMBER 2014 - NOVEMBER 2023



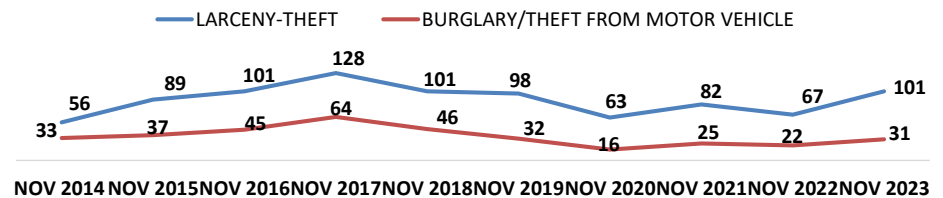
BURGLARY
NOVEMBER 2014 - NOVEMBER 2023



MOTOR VEHICLE THEFT
NOVEMBER 2014 - NOVEMBER 2023



LARCENY-THEFT
NOVEMBER 2014 - NOVEMBER 2023



NIBRS Offense Definitions

Crime Category	Sub-Category	NIBRS OFFENSE CODE	Description
ANIMAL CRUELTY	Animal Cruelty	720	Intentionally, knowingly, or recklessly taking an action that mistreats or kills any animal without just cause, such as torturing, tormenting, mutilation, maiming, poisoning, or abandonment. Included are instances of duty to provide care, e.g., shelter, food, water, care if sick or injured; transporting or confining an animal in a manner likely to cause injury or death; causing an animal to fight with another; inflicting excessive or repeated unnecessary pain or suffering, e.g., uses objects to beat or torture an animal
ASSAULT	Assault – Aggravated	13A	An assault with a weapon or with the intent to inflict severe or aggravated bodily injury.
	Assault – Simple	13B	An assault with no intent and not resulting in severe or aggravated bodily injury.
	Assaults – Prior to Sept 2018	13C	All aggravated and simple assaults (previously combined).
BURGLARY	Burglary – Commercial Building	220	Entry into a commercial business after business hours with the intent to commit theft
	Burglary – Construction Site	220	Any entry onto a construction site with intent to commit theft.
	Burglary – Residential (Accessed Garage Only)	220	Entry <u>limited</u> to a garage (subterranean, attached to residence, detached from residence) with intent to commit theft.
	Burglary – Residential (Home Occupied)	220	Entry into a residence with the intent to commit a theft or any felony while the residence is occupied at the time of the crime.
	Burglary – Residential (Common Area)	220	Entry <u>limited</u> to a common mail area or laundry room of a multi-family residence with the intent to commit mail theft or coin theft.
	Burglary – Residential (No One Home)	220	Entry into a residence with the intent to commit a theft or any felony when no one is home at the time of the crime.
DRUG/NARCOTICS	Drug/Narcotic Violations	35A	The violation of laws prohibiting the production, distribution, and/or use of certain controlled substances and the equipment or devices utilized in their preparation and/or use
FINANCIAL CRIMES	EMBEZZLEMENT	270	The unlawful misappropriation by an offender to his/her own use or purpose of money, property, or some other thing of value entrusted to his/her care, custody, or control
	ESPIONAGE	103	The act of obtaining, delivering, transmitting, communicating, or receiving national security or national defense information with an intent, or reason to believe, that the information may be used to the injury of the United States or to the advantage of any foreign nation.
	EXTORTION/BLACKMAIL	210	To unlawfully obtain money, property, or any other thing of value, either tangible or intangible, through the use or threat of force, misuse of authority, threat of criminal prosecution, threat of destruction of reputation or social standing, or through other coercive means
	FRAUD OFFENSES	26A, 26B, 26C, 26D, 26E, 26F, 26G, 26H	(Except Counterfeiting/Forgery and Bad Checks) The intentional perversion of the truth for the purpose of inducing another person, or other entity, in reliance upon it to part with something of value or to surrender a legal right

Crime Category	Sub-Category	NIBRS OFFENSE CODE	Description
GAMBLING		39A, 39B, 39C, 39D	To unlawfully bet or wager money or something else of value; assist, promote, or operate a game of chance for money or some other stake; possess or transmit wagering information; manufacture, sell, purchase, possess, or transport gambling equipment, devices or goods; or tamper with the outcome of a sporting event or contest to gain a gambling advantage
HOMICIDE		09A	The willful (non-negligent) killing of one human being by another.
MOTOR VEHICLE THEFT	Motor Vehicle Theft	240	The theft of a motor vehicle.
ROBBERY	Shoplift Robbery	120	A shoplifter uses force against store security to retain property stolen from the location.
	Robbery	120	The taking of anything of value from a person by force or threat of force or violence.
PORNOGRAPHY		370	The violation of laws or ordinances prohibiting the manufacture, publishing, sale, purchase, or possession of sexually explicit material, e.g., literature, photographs, etc
PROSTITUTION		40A, 40B, 40C	To unlawfully engage in or promote sexual activities for anything of value
SEX CRIMES		11A, 11B, 11C, 11D	Includes rape, sexual battery and sex registrant violations.
THEFT/LARCENY	Pocket-picking	23A	Theft where the value of the property exceeds \$950, or is taken from a person, or a firearm of any value.
	Purse-snatching	23B	Theft where the value of the property is less than \$950.
	Shoplifting	23C	The theft, by someone other than an employee of the victim, of goods or merchandise exposed for sale
	Theft From Commercial Building	23D	Theft (regardless of value) from a commercial business, building or office.
	Theft from Coin-Operated Machine or Device	23E	A theft from a machine or device which is operated or activated by the use of coins
	Theft of Auto Parts	23G	Theft, limited to auto parts, from the interior or exterior of a vehicle.
	Theft from Motor Vehicle	23F	The theft of articles from a motor vehicle, whether locked or unlocked
	All Other Larceny	23H	All thefts which do not fit any of the definitions of the specific. subcategories of Larceny/Theft listed above
WEAPONS LAW VIOLATIONS	Weapon Law Violations	520	The violation of laws or ordinances prohibiting the manufacture, sale, purchase, transportation, possession, concealment, or use of firearms, cutting instruments, explosives, incendiary devices, or other deadly weapons
VANDALISM		290	The malicious destruction, damage or defacing (graffiti) of real or personal property of another.