



BEVERLY HILLS POLICE DEPARTMENT

EXECUTIVE SUMMARY

June 2022

Crime Summary

In June 2022, we saw a **37%** increase in overall crime¹ compared to May 2022. Overall total crime is marginally up by **7%** year-to-date. We have had forty-nine more crimes committed thus far in 2022. Our response time to emergency calls for service is **1.20** minutes, and we received **3,819** community-generated calls for service.

Community Engagement

- J The eight-week-long Citizen Police Academy came to a close on June 6th with 20 participants graduating at Greystone Mansion.
- J The Community Relations Unit (CRU), along with BH Community Services, hosted the Junior Police Academy for five days, teaching 20 children between the ages of 10-12 about law enforcement and the Beverly Hills Police Department (BHPD) from June 20th to June 24th.
- J The Social Media Team:
 - o Instagram followers increased by over 800 accounts, and the BHPD's Instagram account reached over 71,000 people during June.
 - o The team, along with the Mayor and City Manager's Office, planned and photographed the lighting of Beverly Hills City Hall blue to honor the two fallen El Monte Police Officers.
- J The Police Explorer Program:
 - o Facilitated two final trainings for the Explorer Competition (ExCon).
 - o Four Police Explorers participated at ExCon in Las Vegas from June 10th to June 12th, winning silver against 500 participants.
- J The CRU hosted Breakfast with a Badge at Mickey Fine Grill on June 7th and Coffee with a Cop at Starbucks on June 28th and participated in the BH CPR Sidewalk Exercise with our Fire Department.
- J Conducted seven security assessments with businesses and HOAs.

Detective Bureau

- J On June 15th, there was an ALPR Hit on a stolen motorcycle which resulted in the recovery of a stolen motorcycle, a handgun, and narcotics.
- J On June 16th, there was a carjacking and grand theft auto arrest on the 200 block of S Beverly Drive which resulted in seven felony counts filed including carjacking and assault with a deadly weapon.
- J On June 22nd, a commercial burglary at a local tennis shop occurred in the area of the 300 block of McCarty Drive followed by an arrest and recovery of 125 tennis racquets from a search warrant.

Traffic Division

- J Increased enforcement in the business district during the evening hours related to continuing loud exhaust & speed complaints.
- J On-going traffic mitigation related to the construction of the two Metro train stations.
- J The traffic bureau renewed the photo red light program's contract for an additional 5 years.
- J Accident investigators successfully located a felony hit and run suspect that caused significant injuries to the victim within 24 hours of the crime.
- J On June 29th, department personnel conducted an additional DUI saturation patrol in support of an OTS grant.
- J On June 29th, the traffic bureau developed and implemented a public safety plan for The Rodeo Drive Concours d'Elegance (car show) where the estimated attendance was 48,000.

¹ Refer to page 2 of the monthly statistical report for details on overall crime.



BEVERLY HILLS POLICE DEPARTMENT - JUNE 2022

MONTHLY REPORT

PATROL/FIELD STATISTICS	MAY 2022	JUNE 2022	+/- CHANGE	% CHANGE	YTD 2020	YTD 2021	YTD 2022	+/- CHANGE	% CHANGE
911 CALLS RECEIVED	2,468	2,353	-115	-5%	17,432	14,476	15,295	819	6%
TEXT TO 911 CALLS	1	2	1	100%	6	7	28	21	300%
RESPONSE TIME TO EMERGENCY CALLS	2.52	1.20	-1.32	-52%	2.47	2.54	2.02	-0.52	-20%
COMMUNITY GENERATED CALLS FOR SERVICE	3,988	3,819	-169	-4%	13,355	16,812	19,508	2,696	16%

OVERALL CRIME STATISTICS	MAY 2022	JUNE 2022	+/- CHANGE	% CHANGE	YTD 2020	YTD 2021	YTD 2022	+/- CHANGE	% CHANGE
CRIMINAL HOMICIDE	0	0	0	0%	0	0	0	0	0%
RAPE	0	0	0	0%	5	9	2	-7	-78%
AGGRAVATED ASSAULT	5	6	1	20%	22	34	44	10	29%
ROBBERY	4	5	1	25%	22	26	29	3	12%
COMMERCIAL ROBBERY ¹	1	1	0	0%	6	2	7	5	250%
ALL OTHERS	3	4	1	33%	16	24	22	-2	-8%
TOTAL VIOLENT CRIMES	9	11	2	22%	49	69	75	6	9%
BURGLARY	29	30	1	3%	140	143	146	3	2%
RESIDENTIAL	16	18	2	13%	55	84	85	1	1%
COMMERCIAL	13	12	-1	-8%	85	59	61	2	3%
Breach to Inhabited Dwelling (Residential)	8	8	0	0%	27	42	43	1	2%
Breach to premise after-hours (Commercial)	3	5	2	67%	77	37	19	-18	-49%
LARCENY (THEFT) ²	72	108	36	50%	449	410	448	38	9%
PETTY THEFT (Below \$950 loss)	27	47	20	74%	152	152	165	13	9%
GRAND THEFT (Above \$950 loss)	23	21	-2	-9%	131	105	144	39	37%
AUTO BURGLARY/THEFT FROM MOTOR VEHICLE	22	40	18	82%	166	153	139	-14	-9%
MOTOR VEHICLE THEFT	7	11	4	57%	41	46	48	2	4%
TOTAL PROPERTY CRIMES	108	149	41	38%	630	599	642	43	7%
TOTAL CRIMES	117	160	43	37%	679	668	717	49	7%

The blue rows above are derived values from the "RESIDENTIAL" & "COMMERCIAL" grey rows and are not intended for summation purposes.

¹Commercial Robbery is a shoplifter that uses force or fear to escape a store after the taking of the property. ²Larceny-theft is the unlawful taking, carrying, leading, or riding away of property from the possession or constructive possession of another.

*N/C = Not Calculable

*Numbers/percentages in **red font** indicate an increase.

*For more information on the crime categories under Crime Statistics and Arrest Statistics, reference page 6.



BEVERLY HILLS POLICE DEPARTMENT - JUNE 2022

MONTHLY REPORT

ARREST STATISTICS	MAY 2022	JUNE 2022	+/- CHANGE	% CHANGE	YTD 2020	YTD 2021	YTD 2022	+/- CHANGE	% CHANGE
CRIMINAL HOMICIDE	0	0	0	0%	0	0	0	0	0%
RAPE	0	0	0	0%	2	1	1	0	0%
ROBBERY	9	3	-6	-67%	9	30	32	2	7%
AGGRAVATED ASSAULT	6	8	2	33%	14	31	36	5	16%
TOTAL VIOLENT ARRESTS	15	11	-4	-27%	25	62	69	7	11%
LARCENY (THEFT) ²	6	10	4	67%	97	77	78	1	1%
BURGLARY	7	7	0	0%	34	56	30	-26	-46%
MOTOR VEHICLE THEFT	6	5	-1	-17%	42	40	28	-12	-30%
TOTAL PROPERTY ARRESTS	19	22	3	16%	173	173	136	-37	-21%
OTHER ARRESTS ³ (SEE TABLE BELOW FOR TOP 5)	111	89	-22	-20%	596	399	509	110	28%
TOTAL ALL ARRESTS	145	122	-23	-16%	794	634	714	80	13%

TOP 5 OTHER ARRESTS ³	JUNE 2022
DRIVING UNDER INFLUENCE OF ALCOHOL	12
POSSESSION OF DRUG PARAPHENALIA	12
POSSESSION OF A CONTROLLED SUBSTANCE	6
BATTERY-USE OF FORCE OR VIOLENCE UPON	5
OUTSIDE MISDEMEANOR WARRANT	4

²Larceny-theft is the unlawful taking, carrying, leading, or riding away of property from the possession or constructive possession of another.

³Other Arrests are collected from a variety of arrest charges which can include but are not limited to: Simple Assaults, Forgery/Counterfeiting, Embezzlement/Fraud, Receiving Stolen Property, Weapon Violations, Prostitution, Sex Crimes, Crimes Against Family/Child, Narcotic Drug Laws, Drunkenness, Disturbing the Peace, Disorderly Conduct, and DUI.

⁴A clearance is defined by the FBI as either an Arrest or an Exceptional Clearance AND the arrestee was charged with an offense by the court OR a juvenile offender is cited to juvenile court.

*N/C = Not Calculable

*Numbers/percentages in **red font** indicate an increase.

*For more information on the crime categories under Crime Statistics and Arrest Statistics, reference page 6.



BEVERLY HILLS POLICE DEPARTMENT - JUNE 2022

MONTHLY REPORT

COLLISIONS STATISTICS					YTD 2020	YTD 2021	YTD 2022	+/- CHANGE	% CHANGE
PROPERTY DAMAGE	MAY 2022	JUNE 2022	+/- CHANGE	% CHANGE					
	7	10	3	43%	69	64	41	-23	-36%
HIT & RUN	5	10	5	100%	42	56	49	-7	-13%
INJURY	28	32	4	14%	173	162	167	5	3%
AUTO	19	26	7	37%	106	112	124	12	11%
BICYCLIST	1	2	1	100%	11	14	11	-3	-21%
MOTORCYCLIST	0	3	3	300%	8	10	6	-4	-40%
PEDESTRIAN	7	1	-6	-86%	13	15	23	8	53%
OTHER	1	0	-1	-100%	32	11	3	-8	-73%
FATAL	0	0	0	0%	0	3	0	-3	-100%
AUTO	0	0	0	0%	0	0	0	0	0%
BICYCLIST	0	0	0	0%	0	1	0	-1	-100%
MOTORCYCLIST	0	0	0	0%	0	0	0	0	0%
PEDESTRIAN	0	0	0	0%	0	2	0	-2	-100%
OTHER	0	0	0	0%	0	0	0	0	0%
DUI	3	3	0	0%	9	13	11	-2	-15%
ENFORCEMENT STATISTICS					YTD 2020	YTD 2021	YTD 2022	+/- CHANGE	% CHANGE
PARKING CITATIONS	MAY 2022	JUNE 2022	+/- CHANGE	% CHANGE					
	7243	7190	-53	-1%	26,932	57,499	45,465	-12034	-21%
POLICE	37	14	-23	-62%	112	179	120	-59	-33%
TRAFFIC CONTROL	7003	6892	-111	-2%	26,820	57,320	43,975	-13345	-23%
WARNINGS	203	284	81	40%	N/A	N/A	1370	N/A	N/A
SIGNED CITATIONS	1053	1032	-21	-2%	2134	3816	5273	1457	38%
PATROL	254	236	-18	-7%	953	1026	1076	-1714	5%
TRAFFIC CONTROL OFFICERS (NON-SWORN)	403	476	73	18%	1181	2790	1996	-794	-28%
WARNINGS	396	320	-76	-19%	N/A	N/A	2201	N/A	N/A
RED LIGHT PHOTO CITATIONS									
21453(a) VC	1628	1821	193	12%	6841	6075	9657	3582	59%
CELL PHONE CITATIONS									
23123(a) VC	45	50	5	11%	127	516	182	-334	-65%
SPEED VIOLATIONS	56	69	13	23%	393	552	413	-139	-25%
RIGHT OF WAY VIOLATIONS	109	118	9	8%	164	442	501	59	13%
SIGNAL VIOLATIONS	24	19	-5	-21%	55	93	95	2	2%
PED VIOLATIONS	16	7	-9	-56%	27	83	51	-32	-39%
MODIFIED EXHAUST	7	16	9	129%	N/A	N/A	38	N/A	N/A
OTHER HAZARDS	158	130	-28	-18%	503	581	569	-12	-2%
DUI ARRESTS	20	18	-2	-10%	63	39	80	41	105%
COMPLAINTS FILED	30	33	3	10%	173	117	144	27	23%
ENFORCEMENT INDEX	15	13	-2	-13%	36	83	68	-15	-18%
HANDICAP PLACARD CITATIONS	28	39	11	39%	37	215	218	3	1%



BEVERLY HILLS POLICE DEPARTMENT - JUNE 2022

MONTHLY REPORT

DETECTIVE BUREAU STATISTICS	JUNE 2022
CASE ASSIGNED	253
CASES CLOSED/CLEARED	3
FELONY CASE FILING	19
MISDEMEANOR CASE FILING	39
CASE REJECTED BY DISTRICT ATTORNEY	36
PENDING FILING WITH DISTRICT ATTORNEY	20
PENDING DNA	0
ACTIVE CASES	1893

OTHER REPORTED CRIMES	JUNE 2022
HATE CRIMES	1
SIMPLE ASSAULTS	13
IDENTITY THEFT	9
RECOVERED VEHICLES	5

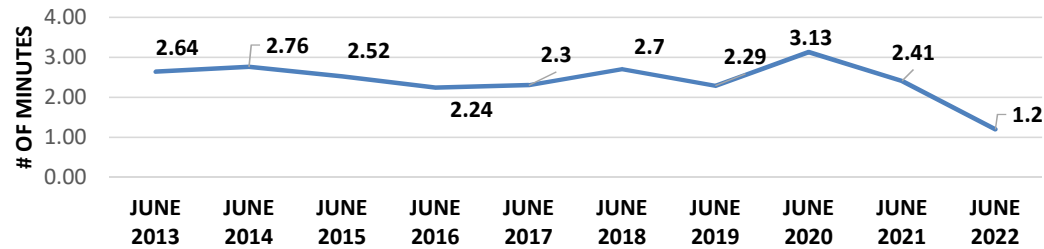
ONLINE POLICE REPORTING STATISTICS	JUNE 2022
LOST PROPERTY	2
HARASSING PHONE CALLS	1
GRAND THEFT	11
PETTY THEFT	11
THEFT FROM VEHICLE	7
VANDALISM	3
TOTAL	35



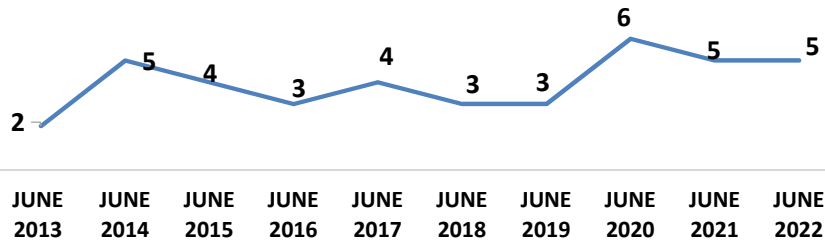
BEVERLY HILLS POLICE DEPARTMENT - JUNE 2022

MONTHLY REPORT

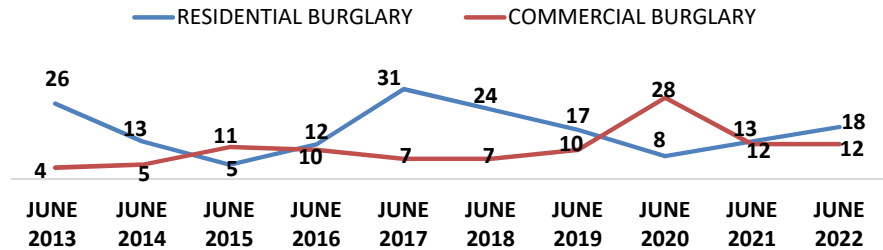
RESPONSE TIME
JUNE 2013 - JUNE 2022



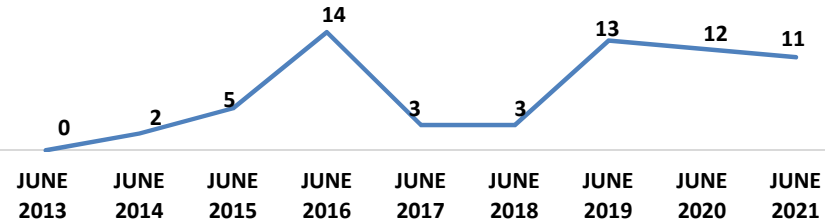
ROBBERY
JUNE 2013 - JUNE 2022



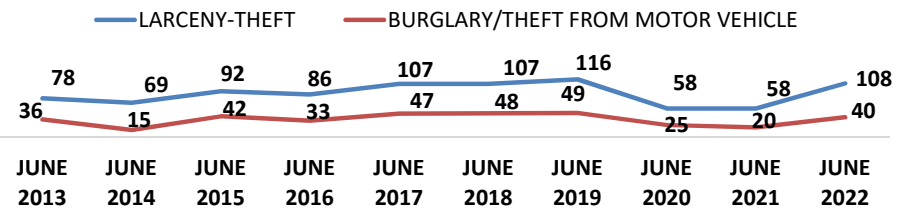
BURGLARY
JUNE 2013 - JUNE 2022



MOTOR VEHICLE THEFT
JUNE 2013 - JUNE 2022



LARCENY-THEFT
JUNE 2013 - JUNE 2022



Crime Category	Sub-Category	Description
ASSAULT	Assault – Aggravated	An assault with a weapon or with the intent to inflict severe or aggravated bodily injury.
	Assault – Simple	An assault with no intent and not resulting in severe or aggravated bodily injury.
	Assaults – Prior to Sept 2018	All aggravated and simple assaults (previously combined).
BURGLARY	Burglary – Commercial Building	Entry into a commercial business after business hours with the intent to commit theft
	Burglary – Construction Site	Any entry onto a construction site with intent to commit theft.
	Burglary – Residential (Accessed Garage Only)	Entry <u>limited</u> to a garage (subterranean, attached to residence, detached from residence) with intent to commit theft.
	Burglary – Residential (Home Occupied)	Entry into a residence with the intent to commit a theft or any felony while the residence is occupied at the time of the crime.
	Burglary – Residential (Common Area)	Entry <u>limited</u> to a common mail area or laundry room of a multi-family residence with the intent to commit mail theft or coin theft.
	Burglary – Residential (No One Home)	Entry into a residence with the intent to commit a theft or any felony when no one is home at the time of the crime.
DUI ARREST		The arrest of a person for driving while under the influence of any alcoholic beverage or drug.
HOMICIDE		The willful (non-negligent) killing of one human being by another.
MOTOR VEHICLE THEFT	Motor Vehicle Theft	The theft of a motor vehicle.
ROBBERY	Shoplift Robbery	A shoplifter uses force against store security to retain property stolen from the location.
	Robbery	The taking of anything of value from a person by force or threat of force or violence.
SEX CRIMES		Includes rape, sexual battery and sex registrant violations.
THEFT/LARCENY	Theft – Grand	Theft where the value of the property exceeds \$950, or is taken from a person, or a firearm of any value.
	Theft – Petty	Theft where the value of the property is less than \$950.
	Theft From Commercial Building	Theft (regardless of value) from a commercial business, building or office.
	Theft of Auto Parts	Theft, limited to auto parts, from the interior or exterior of a vehicle.
VANDALISM		The malicious destruction, damage or defacing (graffiti) of real or personal property of another.
VEHICLE BREAK-IN/THEFT	Theft – Grand (From Vehicle)	Entry into a motor vehicle, without force, where the property stolen exceeds \$950.
	Theft – Petty (From Vehicle)	Entry into a motor vehicle, without force, where the property stolen is less than \$950.
	Burglary – From a Motor Vehicle	Forced entry into a locked motor vehicle with the intent to commit theft.