



BEVERLY HILLS POLICE DEPARTMENT AUGUST 2020

SUMMARY FOR MONTHLY REPORT

Crime Summary:

During the month of August, we had a slight increase in Property Crime (+7) and Violent Crime (+5) as compared to July 2020. Overall, total crime continues to trend downward at **-17%** year-to-date. Our response time to emergency calls for service decreased to **2.26 minutes**. We received 2,748 "911" calls; which, is 206 less than July 2020. We identified a large California Employment Development Department (EDD) fraud and identity theft trend that has entered our City and resulted in criminal loitering and quality of life issues.

Significant Accomplishments:

-) We held numerous virtual meetings with our community and other key stakeholders regarding the protests and an uptick in criminal loitering and quality of life issues within our Business District as a result of the EDD fraud and identity theft.
-) We deployed a comprehensive safety and security plan along the Rodeo Drive corridor and surrounding areas to address the criminal loitering and quality of life issues.
-) We continue to staff and monitor a recurring Saturday protest at the Beverly Gardens Park.
-) We made nine (9) arrests for Robbery and six (6) arrests for Domestic Violence related crime.
-) We continued to be an integral part of our Emergency Operations Center (EOC) in response to the COVID-19 pandemic.

Crime Prevention:

-) Our Community Relations Unit (CRU) presented to the Human Relations Commission, the Rodeo Drive Committee and the Chief's Advisory Panel regarding overall department updates and the EDD fraud and identity theft trend.
-) Our CRU conducted two home security inspections.

Detective Bureau:

-) Our Detectives served two search warrants and arrested two males identified as looters during the civil unrest on May 30th. Charges for multiple felony counts on each suspect were successfully filed with the L.A. County DA's Office. We have made multiple looting and burglary arrests from the May 30th civil unrest.
-) Charges were successfully filed for Robbery on two suspects involved in two separate cases for armed robbery.
-) Charges were successfully filed against two suspects for battery on a police officer stemming from the June 2020 protests.

Geographical Policing:

-) The Rodeo Drive Team (RDT) was created to include a full-time team of officers dedicated to mitigating a wide range of complaints of on-going criminal behavior to include the EDD fraud and identity theft. They are working closely with all of the businesses and the Rodeo Drive Committee regarding.
-) Our Geographical Policing Officers worked closely with Community Services on Homeless Outreach efforts to include multiple early hour and late hour park sweeps.

Traffic Deployments:

-) Several of the Motor Officers were reassigned to the RDT which led to a large increase in traffic citations.
-) Our Traffic Control Officers issued over 8800 parking citations during the month of August. This was a 70% increase as compared to July 2020.



BEVERLY HILLS POLICE DEPARTMENT - AUGUST 2020

MONTHLY REPORT

PATROL/FIELD STATISTICS	JULY 2020	AUG 2020	+/- CHANGE	% CHANGE	ROLLING 24 MONTHS (SEPT 17- AUG 18)	ROLLING 12 MONTHS (SEPT 18- AUG 19)	SEPT 19 - AUG 20	+/- CHANGE	% CHANGE
911 CALLS RECEIVED	2,954	2,748	-206	-7%	33,375	35,006	37,248	2,242	6%
TEXT TO 911 CALLS	2	2	0	0%	11	9	13	4	44%
RESPONSE TIME TO EMERGENCY CALLS	2.33	2.26	-0.1	-3%	2.32	2.37	2.41	0.04	2%
COMMUNITY GENERATED CALLS FOR SERVICE	2,542	2,476	-66	-3%	28,233	28,070	27,882	-188	-1%
OVERALL CRIME STATISTICS	JULY 2020	AUG 2020	+/- CHANGE	% CHANGE	ROLLING 24 MONTHS (SEPT 17- AUG 18)	ROLLING 12 MONTHS (SEPT 18- AUG 19)	SEPT 19 - AUG 20	+/- CHANGE	% CHANGE
CRIMINAL HOMICIDE	0	0	0	0%	2	0	1	1	100%
RAPE	1	0	-1	-100%	14	7	9	2	29%
AGGRAVATED ASSAULT	4	9	5	125%	43	45	50	5	11%
ROBBERY	4	5	1	25%	51	42	48	6	14%
COMMERCIAL ROBBERY ¹	0	1	1	100%	18	9	10	1	11%
ALL OTHERS	4	4	0	0%	33	33	38	5	15%
TOTAL VIOLENT CRIMES	9	14	5	56%	111	94	110	16	17%
BURGLARY	22	23	1	5%	423	313	250	-63	-20%
RESIDENTIAL	10	5	-5	-50%	298	186	111	-75	-40%
Breach to Inhabited Dwelling	8	1	-7	-88%	220	128	65	-63	-49%
COMMERCIAL	12	18	6	50%	122	125	139	14	11%
Breach to premise after-hours	11	15	4	36%	73	50	122	72	144%
LARCENY (THEFT) ²	71	78	7	10%	1,317	1,240	979	-261	-21%
PETTY THEFT (Below \$950 loss)	17	29	12	71%	363	292	273	-19	-7%
GRAND THEFT (Above \$950 loss)	30	29	-1	-3%	335	279	308	29	10%
BURGLARY/THEFT FROM MOTOR VEHICLE	24	20	-4	-17%	530	547	339	-208	-38%
MOTOR VEHICLE THEFT	11	10	-1	-9%	82	46	80	34	74%
TOTAL PROPERTY CRIMES	104	111	7	7%	1,826	1,612	1,309	-303	-19%
TOTAL CRIMES	113	125	12	11%	1,938	1,706	1,423	-283	-17%

The blue rows are derived values and not separate ones for summation purposes.

¹Commercial Robbery is a shoplifter that uses force or fear to escape a store after the taking of the property. ²Larceny-theft is the unlawful taking, carrying, leading, or riding away of property from the possession or constructive possession of another.

*N/C = Not Calculable

*Numbers/percentages in **red font** indicate an increase.

rolling period of time is one that "rolls" with what the current date is (e.g. a 12 month rolling average refers to the 12 months immediately prior to the timeframe being reported).

*For more information on the crime categories under Crime Statistics and Arrest Statistics, reference page 6.

*A



BEVERLY HILLS POLICE DEPARTMENT - AUGUST 2020

MONTHLY REPORT

ARREST STATISTICS	JULY 2020	AUG 2020	+/- CHANGE	% CHANGE	ROLLING 24 MONTHS (SEPT 17- AUG 18)	ROLLING 12 MONTHS (SEPT 18- AUG 19)	SEPT 19 - AUG 20	+/- CHANGE	% CHANGE
CRIMINAL HOMICIDE	0	0	0	0%	1	2	0	-2	-100%
RAPE	0	0	0	0%	4	0	2	2	200%
ROBBERY	2	11	9	450%	21	21	41	20	95%
AGGRAVATED ASSAULT	2	8	6	300%	45	38	34	-4	-11%
TOTAL VIOLENT ARRESTS	4	19	15	375%	71	61	77	16	26%
LARCENY (THEFT) ²	14	17	3	21%	190	190	224	34	18%
BURGLARY	12	8	-4	-33%	84	88	83	-5	-6%
MOTOR VEHICLE THEFT	9	10	1	11%	47	75	85	10	13%
TOTAL PROPERTY ARRESTS	35	35	0	0%	322	353	392	39	11%
OTHER ARRESTS ³ (SEE TABLE BELOW FOR TOP 5)	120	136	16	13%	1,418	1,553	1,350	-203	-13%
TOTAL ALL ARRESTS	159	190	31	19%	1,811	1,967	1,818	-149	-8%

TOP 5 OTHER ARRESTS ³	AUG 2020
DRIVING ON A SUSPENDED LICENSE	16
POSSESSION OF METHAMPHETAMINES	14
DRUG PARAPHERNALIA	8
TRESPASSING	7
POSSESSION OF CONTROLLED SUBSTANCE	7

¹Larceny-theft is the unlawful taking, carrying, leading, or riding away of property from the possession or constructive possession of another.

³Other Arrests are collected from a variety of arrest charges which can include but are not limited to: Simple Assaults, Forgery/Counterfeiting, Embezzlement/Fraud, Receiving Stolen Property, Weapon Violations, Prostitution, Sex Crimes, Crimes Against Family/Child, Narcotic Drug Laws, Drunkenness, Disturbing the Peace, Disorderly Conduct, and DUI.

⁴A clearance is defined by the FBI as either an Arrest or an Exceptional Clearance AND the arrestee was charged with an offense by the court OR a juvenile offender is cited to juvenile court.

*N/C = Not Calculable

*Numbers/percentages in **red font** indicate an increase.

rolling period of time is one that "rolls" with what the current date is (e.g. a 12 month rolling average refers to the 12 months immediately prior to the timeframe being reported).

*For more information on the crime categories under Crime Statistics and Arrest Statistics, reference page 6.



BEVERLY HILLS POLICE DEPARTMENT - AUGUST 2020

MONTHLY REPORT

RODEO DRIVE ENFORCEMENT STATISTICS	
FELONY ARRESTS	9
MISDEMEANOR ARRESTS	18
SPECIAL WATCHES	219
TRAFFIC CITATIONS	354
PARKING CITATIONS	1728
PEDESTRIAN STOPS	182
TRAFFIC STOPS	563
ADVISEMENTS/WARNINGS	434
RADIO CALLS	230
INVESTIGATION STATISTICS	
AUGUST 2020	
CASE ASSIGNED	189
CASES CLOSED/CLEARED	110
FELONY CASE FILING	15
MISDEMEANOR CASE FILING	21
CASE REJECTED BY DISTRICT ATTORNEY	7
PENDING FILING WITH DISTRICT ATTORNEY	27
PENDING DNA	0
ACTIVE CASES	1724

CRIME IMPACT TEAM STATISTICS	
AUGUST 2020	
CASES ASSIGNED	64
CASES CLOSED/CLEARED	31
FELONY CASE FILING	10
MISDEMEANOR CASE FILING	9
CASE REJECTED BY DISTRICT ATTORNEY	1
PENDING FILING WITH DISTRICT ATTORNEY	4
PENDING DNA	1
ACTIVE CASES	197

CRIME IMPACT TEAM STATISTICS (SELF-REPORTED)	
ARRESTS	12
INVESTIGATED HOURS	290
HOURS TRAINING	0
HOURS IN COURT/CASE PREPARATION	0
ALCOHOL REGULATION COMPLIANCE	0
VICE OPERATIONS	0
TOBACCO OPERATIONS	0
HOURS ON SURVEILLANCE	230

ONLINE POLICE REPORTING STATISTICS	
AUGUST 2020	
LOST PROPERTY	6
HARASSING PHONE CALLS	3
GRAND THEFT	5
PETTY THEFT	3
THEFT FROM VEHICLE	9
VANDALISM	2
TOTAL	28

BHUSD STATISTICS AUGUST 2020				
	BEVERLY HILLS HIGH SCHOOL	BEVERLY VISTA	HAWTHORNE	HORACE MANN
OFFICER SCHOOL VISITS	0	0	0	0
COMMUNITY GENERATED CALLS FOR SERVICE	7	0	3	3
REPORTS TAKEN	2	0	0	0



BEVERLY HILLS POLICE DEPARTMENT - AUGUST 2020

MONTHLY REPORT

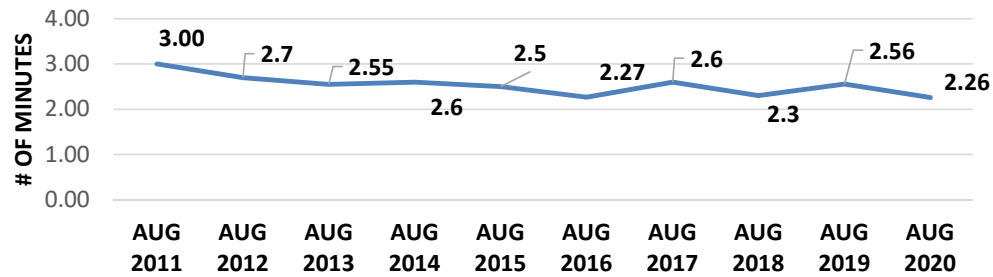
COLLISIONS STATISTICS	JULY 2020	AUG 2020	+/- CHANGE	% CHANGE	ROLLING	ROLLING	SEPT 19 - AUG 20	+/- CHANGE	% CHANGE
					24 MONTHS (SEPT 17- AUG 18)	12 MONTHS (SEPT 18- AUG 19)			
PROPERTY DAMAGE	10	13	3	30%	201	195	189	-6	-3%
HIT & RUN	4	6	2	50%	94	107	108	1	1%
INJURY	20	21	1	5%	445	469	350	-119	-25%
AUTO	10	13	3	30%	350	345	222	-123	-36%
BICYCLIST	5	1	-4	-80%	25	33	25	-8	-24%
MOTORCYCLIST	1	0	-1	-100%	14	27	17	-10	-37%
PEDESTRIAN	2	6	4	200%	38	37	35	-2	-5%
OTHER	2	1	-1	-50%	18	27	48	21	78%
FATAL	0	0	0	0%	3	1	1	0	0%
AUTO	0	0	0	0%	2	2	0	-2	-100%
BICYCLIST	0	0	0	0%	0	0	0	0	0%
MOTORCYCLIST	0	0	0	0%	0	1	0	-1	-100%
PEDESTRIAN	0	0	0	0%	0	0	1	1	100%
OTHER	0	0	0	0%	0	0	0	0	0%
DUI	6	5	-1	-17%	45	36	29	-7	-19%
ENFORCEMENT STATISTICS	JULY 2020	AUG 2020	+/- CHANGE	% CHANGE	ROLLING	ROLLING	SEPT 19 - AUG 20	+/- CHANGE	% CHANGE
					24 MONTHS (SEPT 17- AUG 18)	12 MONTHS (SEPT 18- AUG 19)			
PARKING CITATIONS	5224	8863	3639	70%	85632	73517	70895	-2622	-4%
POLICE	56	117	61	109%	533	255	608	353	138%
TRAFFIC CONTROL	5168	8746	3578	69%	85099	73762	70287	-3475	-5%
SIGNED CITATIONS	219	534	315	144%	6341	6492	5387	-1105	-17%
PATROL	83	290	207	249%	2877	3268	2602	-666	-20%
TRAFFIC CONTROL	136	244	108	79%	3454	3224	2785	-439	-14%
RED LIGHT PHOTO CITATIONS									
21453(a) VC	1160	1058	-102	-100%	19085	16150	15646	-504	-3%
CELL PHONE CITATIONS									
23123(a) VC	6	32	26	433%	161	223	308	85	38%
SPEED VIOLATIONS	16	14	-2	-13%	283	512	665	153	30%
RIGHT OF WAY VIOLATIONS	6	9	3	50%	372	423	390	-33	-8%
SIGNAL VIOLATIONS	14	19	5	36%	149	81	135	54	67%
PED VIOLATIONS	2	19	17	200%	152	100	139	39	39%
OTHER HAZARDS	91	231	140	154%	2059	1319	1364	45	3%
DUI ARRESTS	9	9	0	0%	241	174	130	-44	-25%
COMPLAINTS FILED	27	39	12	44%	419	460	397	-63	-14%
ENFORCEMENT INDEX	7	15	8	114%	90	68	96	28	41%
PLACARD CITATIONS	11	17	6	55%	355	279	216	-63	-23%



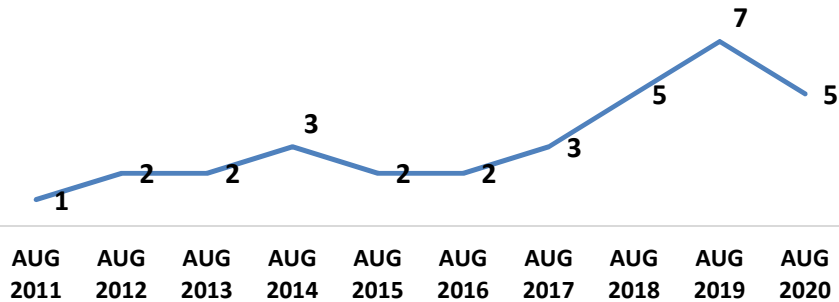
BEVERLY HILLS POLICE DEPARTMENT - AUGUST 2020

MONTHLY REPORT

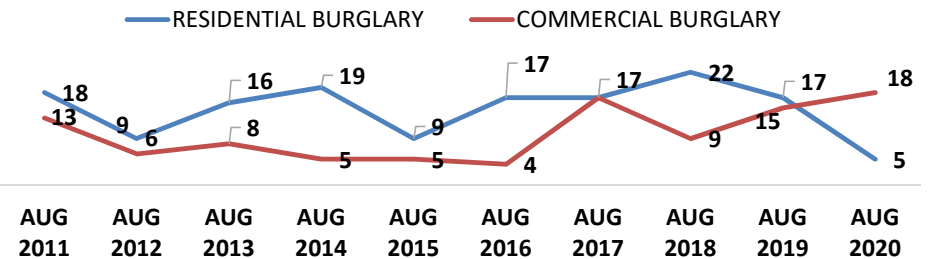
RESPONSE TIME
AUGUST 2011 - AUGUST 2020



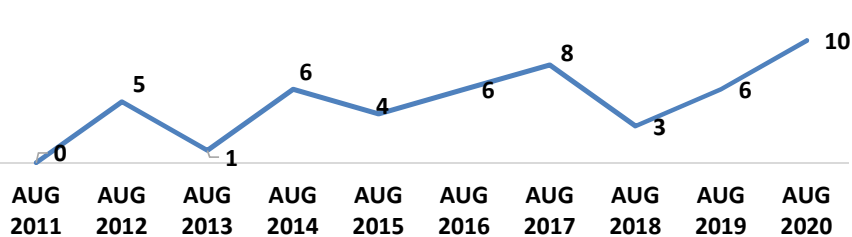
ROBBERY AUGUST 2011 - AUGUST 2020



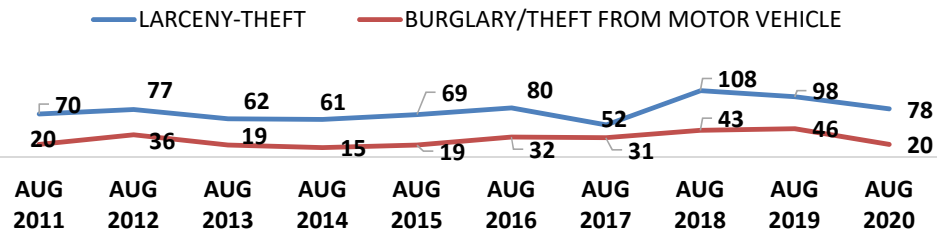
BURGLARY
AUGUST 2011 - AUGUST 2020



MOTOR VEHICLE THEFT
AUGUST 2011 - AUGUST 2020



LARCENY-THEFT
AUGUST 2011 - AUGUST 2020



Crime Category	Sub-Category	Description
ASSAULT	Assault – Aggravated	An assault with a weapon or with the intent to inflict severe or aggravated bodily injury.
	Assault – Simple	An assault with no intent and not resulting in severe or aggravated bodily injury.
	Assaults – Prior to Sept 2018	All aggravated and simple assaults (previously combined).
BURGLARY	Burglary – Commercial Building	Entry into a commercial business after business hours with the intent to commit theft
	Burglary – Construction Site	Any entry onto a construction site with intent to commit theft.
	Burglary – Residential (Accessed Garage Only)	Entry <u>limited</u> to a garage (subterranean, attached to residence, detached from residence) with intent to commit theft.
	Burglary – Residential (Home Occupied)	Entry into a residence with the intent to commit a theft or any felony while the residence is occupied at the time of the crime.
	Burglary – Residential (Common Area)	Entry <u>limited</u> to a common mail area or laundry room of a multi-family residence with the intent to commit mail theft or coin theft.
	Burglary – Residential (No One Home)	Entry into a residence with the intent to commit a theft or any felony when no one is home at the time of the crime.
DUI ARREST		The arrest of a person for driving while under the influence of any alcoholic beverage or drug.
HOMICIDE		The willful (non-negligent) killing of one human being by another.
MOTOR VEHICLE THEFT	Motor Vehicle Theft	The theft of a motor vehicle.
ROBBERY	Shoplift Robbery	A shoplifter uses force against store security to retain property stolen from the location.
	Robbery	The taking of anything of value from a person by force or threat of force or violence.
SEX CRIMES		Includes rape, sexual battery and sex registrant violations.
THEFT/LARCENY	Theft – Grand	Theft where the value of the property exceeds \$950, or is taken from a person, or a firearm of any value.
	Theft – Petty	Theft where the value of the property is less than \$950.
	Theft From Commercial Building	Theft (regardless of value) from a commercial business, building or office.
	Theft of Auto Parts	Theft, limited to auto parts, from the interior or exterior of a vehicle.
VANDALISM		The malicious destruction, damage or defacing (graffiti) of real or personal property of another.
VEHICLE BREAK-IN/THEFT	Theft – Grand (From Vehicle)	Entry into a motor vehicle, without force, where the property stolen exceeds \$950.
	Theft – Petty (From Vehicle)	Entry into a motor vehicle, without force, where the property stolen is less than \$950.
	Burglary – From a Motor Vehicle	Forced entry into a locked motor vehicle with the intent to commit theft.