



BEVERLY HILLS POLICE DEPARTMENT

EXECUTIVE SUMMARY

FEBRUARY 2021

Crime Summary:

During February 2021, we saw a decrease of **26%** in overall property crime (**-31**) compared to January 2021. We did see a significant increase in robberies (**+6**); however, we did make 6 arrests on several of the robberies. Overall, total crime remains down **-13%** year-to-date (197 less crimes committed). In February, our response time to emergency calls for service was near a record low of 1.46 minutes. We received 3,172 "911" calls during February 2021. This was 858 calls more than January 2021.

Significant Accomplishments:

-) Burglary and theft from motor vehicle incidents are down **25%**.
-) Residential and Commercial burglaries are down **38%**.
-) Overall arrests are up **13%** including robbery arrests at **500%** and Motor Vehicle Theft at **125%**.

Crime Prevention:

-) Our Community Relations Unit (CRU) continues to work on the "Just in Case BH" committee.
-) A public/private committee was launched between Beverly Hills Police Department and local retailers. A Crime Prevention through Environmental Design (CPTED) model will be used to help bring the City in line with the latest crime prevention strategies and mitigation techniques.

Detective Bureau:

-) On February 12th, 2021, an armed robbery occurred near the intersection of Robertson Bl. and Wilshire Bl. at about 3:00 p.m. Information was developed by detectives leading to the identification of the suspect vehicle. The suspect vehicle was stopped later that day and three juvenile suspects were arrested. The victim's property was recovered and the case has been filed with the Los Angeles County District Attorney's Office.
-) On February 13th, 2021, an armed robbery occurred in the 9700 block of Wilshire Bl. at about 5:30 p.m. The victim was approached by a male suspect who produced a handgun and demanded the victim's cash, bracelet and necklace. An additional seven to eight suspects stood by as look outs while the crime occurred. All of the suspects fled the scene in four separate vehicles. Detectives have been working to identify the suspect vehicles and suspects involved in the crime. Three of the vehicles have been identified. Two suspects have also been identified and arrest warrants are imminent.
-) On February 14th, 2021, an attempted armed robbery occurred in the 9500 block of Brighton Way at about 2:00 p.m. Two victims were approached by a male suspect and a female suspect. The male suspect pointed a handgun at the victims and demanded the victim's jewelry. The suspects were scared off by the female victim's screams and ran to a nearby vehicle where another female suspect drove the vehicle away from the scene. Information was developed by detectives regarding the suspect vehicle and later that evening the vehicle was located by another police department. The two females were arrested and the third male suspect has been identified, investigation is continuing.

Geographical Policing:

-) A Beverly Hills Homeless Collaboration meeting took place with Geographical Police Officers present. They spoke about a recent arson arrest of a homeless person as well as upcoming homeless outreach game plans to be deployed during March. They also discussed upcoming training presented by the California Peace Officers' Association (CPOA). This training will cover trespass arrests, the Martin v. Boise court decision, and Homeless Liaison Training. We continue to work closely with Community Services regarding Homeless Outreach.

Traffic Deployments:

-) Motor Officers have continued their enforcement efforts in areas where traffic collisions are prevalent.
-) During February 2021, we issued 10,577 parking citations; which, was an increase of **78%** compared to January 2021.
-) We had two fatal traffic collisions in February 2021. We had zero fatal traffic collisions in 2020.



BEVERLY HILLS POLICE DEPARTMENT - FEBRUARY 2021

MONTHLY REPORT

PATROL/FIELD STATISTICS	JAN 2021	FEB 2021	+/- CHANGE	% CHANGE	ROLLING 24 MONTHS (MARCH 18- FEB 19)	ROLLING 12 MONTHS (MARCH 19- FEB 20)	MARCH 20 - FEB 21	+/- CHANGE	% CHANGE
911 CALLS RECEIVED	2,103	2,070	-33	-2%	33,554	39,374	30,431	-8,943	-23%
TEXT TO 911 CALLS	0	0	0	0%	17	9	8	-1	-11%
RESPONSE TIME TO EMERGENCY CALLS	3.02	1.46	-1.56	-52%	2.40	2.39	2.31	-0.08	-3%
COMMUNITY GENERATED CALLS FOR SERVICE	2,314	3,172	858	37%	27,989	28,199	28,163	-36	-0.1%
OVERALL CRIME STATISTICS	JAN 2021	FEB 2021	+/- CHANGE	% CHANGE	ROLLING 24 MONTHS (MARCH 18- FEB 19)	ROLLING 12 MONTHS (MARCH 19- FEB 20)	MARCH 20 - FEB 21	+/- CHANGE	% CHANGE
CRIMINAL HOMICIDE	0	0	0	0%	0	1	0	-1	-100%
RAPE	2	1	-1	-50%	11	8	7	-1	-13%
AGGRAVATED ASSAULT	8	3	-5	-63%	51	43	61	18	42%
ROBBERY	2	8	6	300%	41	55	46	-9	-16%
COMMERCIAL ROBBERY ¹	0	0	0	0%	10	10	9	-1	-10%
ALL OTHERS	2	8	6	300%	31	45	37	-8	-18%
TOTAL VIOLENT CRIMES	12	12	0	0%	103	107	114	7	7%
BURGLARY	26	16	-10	-38%	378	230	279	49	21%
RESIDENTIAL	12	10	-2	-17%	249	135	129	-6	-4%
COMMERCIAL	14	6	-8	-57%	129	95	150	55	58%
Breach to Inhabited Dwelling (Residential)	10	7	-3	-30%	178	91	64	-27	-30%
Breach to premise after-hours (Commercial)	13	4	-9	-69%	61	51	128	77	151%
LARCENY (THEFT) ²	83	63	-20	-24%	1,257	1,168	870	-298	-26%
PETTY THEFT (Below \$950 loss)	35	24	-11	-31%	333	297	294	-3	-1%
GRAND THEFT (Above \$950 loss)	20	18	-2	-10%	315	319	263	-56	-18%
BURGLARY/THEFT FROM MOTOR VEHICLE	28	21	-7	-25%	525	420	312	-108	-26%
MOTOR VEHICLE THEFT	8	7	-1	-13%	59	50	95	45	90%
TOTAL PROPERTY CRIMES	117	86	-31	-26%	1,694	1,448	1,244	-204	-14%
TOTAL CRIMES	129	98	-31	-24%	1,797	1,555	1,358	-197	-13%

The blue rows above are derived values from the "RESIDENTIAL" & "COMMERCIAL" grey rows and are not intended for summation purposes.

¹Commercial Robbery is a shoplifter that uses force or fear to escape a store after the taking of the property. ²Larceny-theft is the unlawful taking, carrying, leading, or riding away of property from the possession or constructive possession of another.

*N/C = Not Calculable

*Numbers/percentages in red font indicate an increase.

*A rolling period of time is one that "rolls" with what the current date is (e.g. a 12 month rolling average refers to the 12 months immediately prior to the timeframe being reported).

*For more information on the crime categories under Crime Statistics and Arrest Statistics, reference page 6.



BEVERLY HILLS POLICE DEPARTMENT - FEBRUARY 2021

MONTHLY REPORT

ARREST STATISTICS	JAN 2021	FEB 2021	+/- CHANGE	% CHANGE	ROLLING 24 MONTHS (MARCH 18- FEB 19)	ROLLING 12 MONTHS (MARCH 19- FEB 20)	MARCH 20 - FEB 21	+/- CHANGE	% CHANGE
CRIMINAL HOMICIDE	0	0	0	0%	2	0	0	0	0%
RAPE	0	1	1	100%	4	0	3	3	300%
ROBBERY	1	6	5	500%	22	34	35	1	3%
AGGRAVATED ASSAULT	3	3	0	0%	52	25	48	23	92%
TOTAL VIOLENT ARRESTS	4	10	6	150%	80	59	86	27	46%
LARCENY (THEFT) ²	11	18	7	64%	164	251	166	-85	-34%
BURGLARY	11	9	-2	-18%	83	84	91	7	8%
MOTOR VEHICLE THEFT	4	9	5	125%	61	75	86	11	15%
TOTAL PROPERTY ARRESTS	26	36	10	38%	309	410	343	-67	-16%
OTHER ARRESTS ³ (SEE TABLE BELOW FOR TOP 5)	61	57	-4	-7%	1,452	1,579	1,109	-470	-30%
TOTAL ALL ARRESTS	91	103	12	13%	1,841	2,047	1,538	-509	-25%

TOP 5 OTHER ARRESTS ³	FEB 2021
POSSESSION OF DRUG PARAPHENALIA	8
OUTSIDE AGENCY FELONY WARRANT	7
POSSESSION OF METHAMPHETAMINE	6
POSSESSION OF A CONTROLLED SUBSTANCE	4
DRIVING WITH A SUSPENDED LICENSE	4

¹Larceny-theft is the unlawful taking, carrying, leading, or riding away of property from the possession or constructive possession of another.

³Other Arrests are collected from a variety of arrest charges which can include but are not limited to: Simple Assaults, Forgery/Counterfeiting, Embezzlement/Fraud, Receiving Stolen Property, Weapon Violations, Prostitution, Sex Crimes, Crimes Against Family/Child, Narcotic Drug Laws, Drunkenness, Disturbing the Peace, Disorderly Conduct, and DUI.

⁴A clearance is defined by the FBI as either an Arrest or an Exceptional Clearance AND the arrestee was charged with an offense by the court OR a juvenile offender is cited to juvenile court.

*N/C = Not Calculable

*Numbers/percentages in **red font** indicate an increase.

*A rolling period of time is one that "rolls" with what the current date is (e.g. a 12 month rolling average refers to the 12 months immediately prior to the timeframe being reported).

*For more information on the crime categories under Crime Statistics and Arrest Statistics, reference page 6.



BEVERLY HILLS POLICE DEPARTMENT - FEBRUARY 2021

MONTHLY REPORT

INVESTIGATION STATISTICS	FEB 2021
CASE ASSIGNED	205
CASES CLOSED/CLEARED	72
FELONY CASE FILING	14
MISDEMEANOR CASE FILING	26
CASE REJECTED BY DISTRICT ATTORNEY	15
PENDING FILING WITH DISTRICT ATTORNEY	14
PENDING DNA	2
ACTIVE CASES	2061

CRIME IMPACT TEAM STATISTICS	FEB 2021
CASES ASSIGNED	20
CASES CLOSED/CLEARED	37
FELONY CASE FILING	2
MISDEMEANOR CASE FILING	1
CASE REJECTED BY DISTRICT ATTORNEY	20
PENDING FILING WITH DISTRICT ATTORNEY	11
PENDING DNA	0
ACTIVE CASES	121

ONLINE POLICE REPORTING STATISTICS	FEB 2021
LOST PROPERTY	4
HARASSING PHONE CALLS	2
GRAND THEFT	4
PETTY THEFT	5
THEFT FROM VEHICLE	8
VANDALISM	2
TOTAL	25

CRIME IMPACT TEAM STATISTICS (SELF-REPORTED)	
ARRESTS	15
INVESTIGATED HOURS	240
SEARCH WARRANTS/ TRACKERS/ CELL PHONES	4
TRAINING HOURS	0
HOURS IN COURT/CASE PREPARATION	4
ALCOHOL REGULATION COMPLIANCE, VICE & TOBACCO OPERATIONS	0
HOURS ON SURVEILLANCE	1500

BHUSD STATISTICS FEBRUARY 2021				
	BEVERLY HILLS HIGH SCHOOL	BEVERLY VISTA	HAWTHORNE	HORACE MANN
OFFICER SCHOOL VISITS	1	1	0	1
COMMUNITY GENERATED CALLS FOR SERVICE	2	0	1	2
REPORTS TAKEN	0	0	0	0



BEVERLY HILLS POLICE DEPARTMENT - FEBRUARY 2021

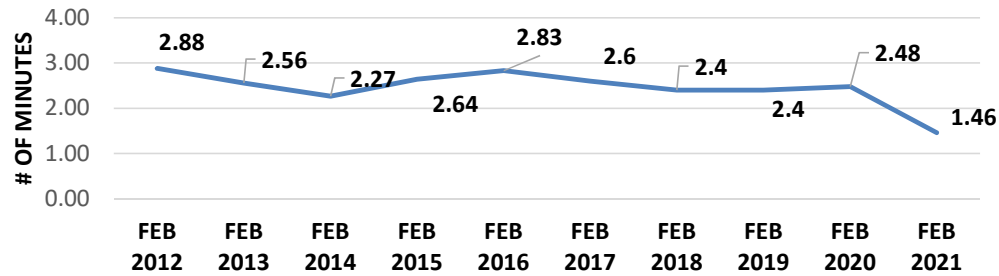
MONTHLY REPORT

COLLISIONS STATISTICS	JAN 2021	FEB 2021	+/- CHANGE	% CHANGE	ROLLING	ROLLING	MARCH 20 - FEB 21	+/- CHANGE	% CHANGE
					24 MONTHS (MARCH 18- FEB 19)	12 MONTHS (MARCH 19- FEB 20)			
PROPERTY DAMAGE	12	17	5	42%	221	224	116	-108	-48%
HIT & RUN	10	15	5	50%	125	121	80	-41	-34%
INJURY	21	23	2	10%	435	449	271	-178	-40%
AUTO	10	13	3	30%	337	321	161	-160	-50%
BICYCLIST	1	2	1	100%	24	27	25	-2	-7%
MOTORCYCLIST	1	2	1	100%	23	20	12	-8	-40%
PEDESTRIAN	6	4	-2	-33%	28	48	29	-19	-40%
OTHER	3	2	-1	-33%	23	33	41	8	24%
FATAL	0	2	2	200%	2	2	2	0	0%
AUTO	0	0	0	0%	2	1	0	-1	-100%
BICYCLIST	0	0	0	0%	0	0	0	0	0%
MOTORCYCLIST	0	0	0	0%	0	1	0	-1	-100%
PEDESTRIAN	0	2	2	200%	0	1	2	1	100%
OTHER	0	0	0	0%	0	0	0	0	0%
DUI	2	3	1	50%	50	21	28	7	33%
ENFORCEMENT STATISTICS	JAN 2021	FEB 2021	+/- CHANGE	% CHANGE	ROLLING	ROLLING	MARCH 20 - FEB 21	+/- CHANGE	% CHANGE
					24 MONTHS (MARCH 18- FEB 19)	12 MONTHS (MARCH 19- FEB 20)			
PARKING CITATIONS	5939	10577	4638	78%	90850	77496	60436	-17060	-22%
POLICE	0	4	4	400%	425	455	463	8	2%
TRAFFIC CONTROL	5939	10573	4634	78%	90425	77541	59973	-17568	-23%
SIGNED CITATIONS	447	605	158	35%	6008	7727	3795	-3932	-51%
PATROL	144	192	48	33%	3096	3808	1656	-2152	-57%
TRAFFIC CONTROL	303	413	110	36%	2902	3919	2139	-1780	-45%
RED LIGHT PHOTO CITATIONS									
21453(a) VC	701	766	65	9%	13868	20022	12603	-7419	-37%
CELL PHONE CITATIONS									
23123(a) VC	65	73	8	12%	155	398	297	-101	-25%
SPEED VIOLATIONS	28	70	42	150%	292	867	297	-570	-66%
RIGHT OF WAY VIOLATIONS	46	67	21	46%	371	570	266	-304	-53%
SIGNAL VIOLATIONS	12	18	6	50%	97	133	128	-5	-4%
PED VIOLATIONS	6	6	0	0%	93	171	75	-96	-56%
OTHER HAZARDS	87	96	9	10%	1749	1456	1118	-338	-23%
DUI ARRESTS	4	5	1	25%	218	166	81	-85	-51%
COMPLAINTS FILED	18	16	-2	-11%	412	503	271	-232	-46%
ENFORCEMENT INDEX	12	14	2	17%	77	98	95	-3	-3%
PLACARD CITATIONS	22	48	26	118%	273	332	167	-165	-50%

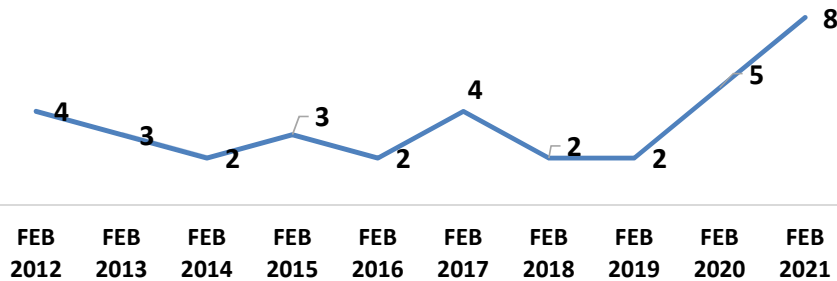


BEVERLY HILLS POLICE DEPARTMENT - FEBRUARY 2021 MONTHLY REPORT

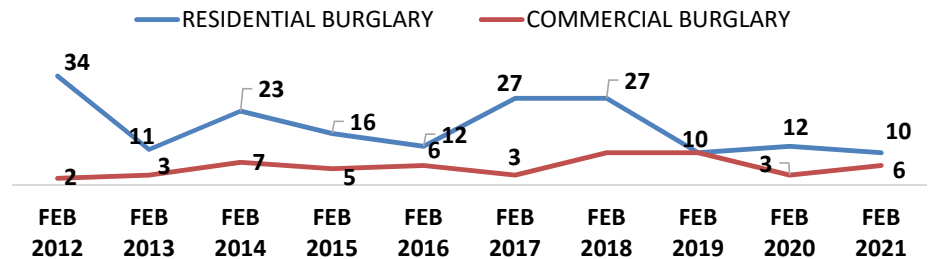
**RESPONSE TIME
FEBRUARY 2012 - FEBRUARY 2021**



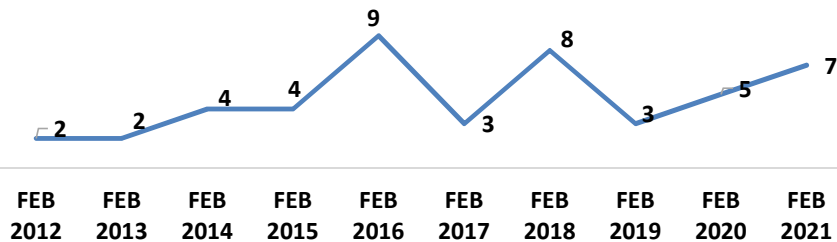
ROBBERY FEBRUARY 2012 - FEBRUARY 2021



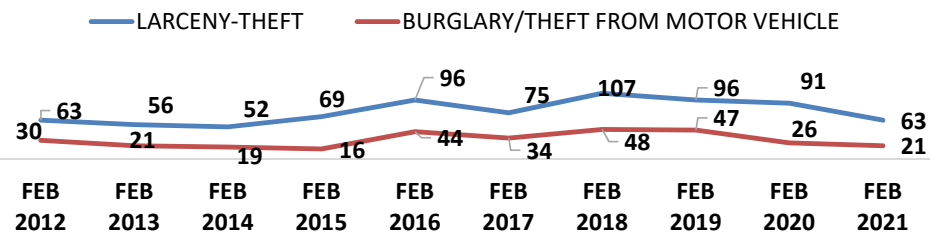
**BURGLARY
FEBRUARY 2012 - FEBRUARY 2021**



**MOTOR VEHICLE THEFT
FEBRUARY 2012 - FEBRUARY 2021**



**LARCENY-THEFT
FEBRUARY 2012 - FEBRUARY 2021**



Crime Category	Sub-Category	Description
ASSAULT	Assault – Aggravated	An assault with a weapon or with the intent to inflict severe or aggravated bodily injury.
	Assault – Simple	An assault with no intent and not resulting in severe or aggravated bodily injury.
	Assaults – Prior to Sept 2018	All aggravated and simple assaults (previously combined).
BURGLARY	Burglary – Commercial Building	Entry into a commercial business after business hours with the intent to commit theft
	Burglary – Construction Site	Any entry onto a construction site with intent to commit theft.
	Burglary – Residential (Accessed Garage Only)	Entry <u>limited</u> to a garage (subterranean, attached to residence, detached from residence) with intent to commit theft.
	Burglary – Residential (Home Occupied)	Entry into a residence with the intent to commit a theft or any felony while the residence is occupied at the time of the crime.
	Burglary – Residential (Common Area)	Entry <u>limited</u> to a common mail area or laundry room of a multi-family residence with the intent to commit mail theft or coin theft.
	Burglary – Residential (No One Home)	Entry into a residence with the intent to commit a theft or any felony when no one is home at the time of the crime.
DUI ARREST		The arrest of a person for driving while under the influence of any alcoholic beverage or drug.
HOMICIDE		The willful (non-negligent) killing of one human being by another.
MOTOR VEHICLE THEFT	Motor Vehicle Theft	The theft of a motor vehicle.
ROBBERY	Shoplift Robbery	A shoplifter uses force against store security to retain property stolen from the location.
	Robbery	The taking of anything of value from a person by force or threat of force or violence.
SEX CRIMES		Includes rape, sexual battery and sex registrant violations.
THEFT/LARCENY	Theft – Grand	Theft where the value of the property exceeds \$950, or is taken from a person, or a firearm of any value.
	Theft – Petty	Theft where the value of the property is less than \$950.
	Theft From Commercial Building	Theft (regardless of value) from a commercial business, building or office.
	Theft of Auto Parts	Theft, limited to auto parts, from the interior or exterior of a vehicle.
VANDALISM		The malicious destruction, damage or defacing (graffiti) of real or personal property of another.
VEHICLE BREAK-IN/THEFT	Theft – Grand (From Vehicle)	Entry into a motor vehicle, without force, where the property stolen exceeds \$950.
	Theft – Petty (From Vehicle)	Entry into a motor vehicle, without force, where the property stolen is less than \$950.
	Burglary – From a Motor Vehicle	Forced entry into a locked motor vehicle with the intent to commit theft.