



# BEVERLY HILLS POLICE DEPARTMENT - JUNE 2020

## MONTHLY REPORT

PATROL/FIELD STATISTICS	MAY 2020	JUNE 2020	+/- CHANGE	% CHANGE	ROLLING 24 MONTHS (JULY 17- JUNE 18)	ROLLING 12 MONTHS (JULY 18- JUNE 19)	JULY 19 - JUNE 20	+/- CHANGE	% CHANGE
911 CALLS RECEIVED	2,552	2,768	216	8%	33,057	34,084	38,352	4,268	13%
TEXT TO 911 CALLS	1	1	0	0%	8	12	9	-3	-25%
RESPONSE TIME TO EMERGENCY CALLS	2.43	3.13	0.7	29%	2.38	2.35	2.42	0.07	3%
COMMUNITY GENERATED CALLS FOR SERVICE	2,524	2,424	-100	-4%	28,181	27,989	27,990	1	0%
OVERALL CRIME STATISTICS	MAY 2020	JUNE 2020	+/- CHANGE	% CHANGE	ROLLING 24 MONTHS (JULY 17- JUNE 18)	ROLLING 12 MONTHS (JULY 18- JUNE 19)	JULY 19 - JUNE 20	+/- CHANGE	% CHANGE
CRIMINAL HOMICIDE	0	0	0	0%	2	0	1	1	100%
RAPE	1	2	1	100%	13	9	9	0	0%
AGGRAVATED ASSAULT	5	7	2	40%	47	45	45	0	0%
ROBBERY	1	6	5	500%	48	44	49	5	11%
COMMERCIAL ROBBERY <sup>1</sup>	1	2	1	100%	19	10	11	1	10%
ALL OTHERS	0	4	4	400%	29	34	38	4	12%
<b>TOTAL VIOLENT CRIMES</b>	<b>7</b>	<b>15</b>	<b>8</b>	<b>114%</b>	<b>110</b>	<b>98</b>	<b>104</b>	<b>6</b>	<b>6%</b>
BURGLARY	37	36	-1	-3%	414	333	253	-80	-24%
RESIDENTIAL	6	8	2	33%	287	211	119	-92	-44%
Breach to Inhabited Dwelling	1	6	5	500%	212	148	74	-74	-50%
COMMERCIAL	31	28	-3	-10%	127	122	134	12	10%
Breach to premise after-hours	31	28	-3	-10%	87	47	104	57	121%
LARCENY (THEFT) <sup>2</sup>	86	58	-28	-33%	1,340	1,236	1,034	-202	-16%
PETTY THEFT (Below \$950 loss)	12	23	11	92%	370	300	277	-23	-8%
GRAND THEFT (Above \$950 loss)	28	10	-18	-64%	332	295	294	-1	0%
BURGLARY/THEFT FROM MOTOR VEHICLE	46	25	-21	-46%	539	532	384	-148	-28%
MOTOR VEHICLE THEFT	10	13	3	30%	86	49	67	18	37%
<b>TOTAL PROPERTY CRIMES</b>	<b>133</b>	<b>107</b>	<b>-26</b>	<b>-20%</b>	<b>1,840</b>	<b>1,618</b>	<b>1,354</b>	<b>-264</b>	<b>-16%</b>
<b>TOTAL CRIMES</b>	<b>140</b>	<b>122</b>	<b>-18</b>	<b>-13%</b>	<b>1,950</b>	<b>1,716</b>	<b>1,458</b>	<b>-258</b>	<b>-15%</b>

The blue rows are derived values and not separate ones for summation purposes.

<sup>1</sup>Commercial Robbery is a shoplifter that uses force or fear to escape a store after the taking of the property.

<sup>2</sup>Larceny-theft is the unlawful taking, carrying, leading, or riding away of property from the possession or constructive possession of another.

\*N/C = Not Calculable

\*Numbers/percentages in red font indicate an increase.

\*A rolling period of time is one that "rolls" with what the current date is (e.g. a 12 month rolling average refers to the 12 months immediately prior to the timeframe being reported).

\*For more information on the crime categories under Crime Statistics and Arrest Statistics, reference page 6.



# BEVERLY HILLS POLICE DEPARTMENT - JUNE 2020

## MONTHLY REPORT

ARREST STATISTICS	MAY 2020	JUNE 2020	+/- CHANGE	% CHANGE	ROLLING 24 MONTHS (JULY 17- JUNE 18)	ROLLING 12 MONTHS (JULY 18- JUNE 19)	JULY 19 - JUNE 20	+/- CHANGE	% CHANGE
CRIMINAL HOMICIDE	0	0	0	0%	0	2	0	-2	-100%
RAPE	0	2	2	200%	0	1	2	1	100%
ROBBERY	2	2	0	0%	31	20	32	12	60%
AGGRAVATED ASSAULT	1	4	3	300%	24	45	27	-18	-40%
<b>TOTAL VIOLENT ARRESTS</b>	<b>3</b>	<b>8</b>	<b>5</b>	<b>167%</b>	<b>55</b>	<b>68</b>	<b>61</b>	<b>-7</b>	<b>-10%</b>
LARCENY (THEFT) <sup>2</sup>	11	18	7	64%	198	176	236	60	34%
BURGLARY	16	4	-12	-75%	85	79	85	6	8%
MOTOR VEHICLE THEFT	6	6	0	0%	59	67	77	10	15%
<b>TOTAL PROPERTY ARRESTS</b>	<b>33</b>	<b>28</b>	<b>-5</b>	<b>-15%</b>	<b>342</b>	<b>322</b>	<b>398</b>	<b>76</b>	<b>24%</b>
OTHER ARRESTS <sup>3</sup> (SEE TABLE BELOW FOR TOP 5)	88	142	54	61%	1,391	1,523	1,388	-135	-9%
<b>TOTAL ALL ARRESTS</b>	<b>124</b>	<b>178</b>	<b>54</b>	<b>44%</b>	<b>1,788</b>	<b>1,913</b>	<b>1,847</b>	<b>-66</b>	<b>-3.5%</b>

TOP 5 OTHER ARRESTS <sup>3</sup>	JUNE 2020
DISTURBING THE PEACE	25
BHMC CURFEW VIOLATION	20
POSSESSION OF CONTROLLED SUBSTANCE	11
POSSESSION OF METHAMPHETAMINES	11
APPROPRIATION OF LOST PROPERTY	7

<sup>1</sup>Larceny-theft is the unlawful taking, carrying, leading, or riding away of property from the possession or constructive possession of another.

<sup>3</sup>Other Arrests are collected from a variety of arrest charges which can include but are not limited to: Simple Assaults, Forgery/Counterfeiting, Embezzlement/Fraud, Receiving Stolen Property, Weapon Violations, Prostitution, Sex Crimes, Crimes Against Family/Child, Narcotic Drug Laws, Drunkenness, Disturbing the Peace, Disorderly Conduct, and DUI.

<sup>4</sup>A clearance is defined by the FBI as either an Arrest or an Exceptional Clearance AND the arrestee was charged with an offense by the court OR a juvenile offender is cited to juvenile court.

\*N/C = Not Calculable

\*Numbers/percentages in red font indicate an increase.



# BEVERLY HILLS POLICE DEPARTMENT - JUNE 2020

## MONTHLY REPORT

COLLISIONS STATISTICS	MAY 2020	JUNE 2020	+/- CHANGE	% CHANGE	ROLLING	ROLLING	JULY 19 - JUNE 20	+/- CHANGE	% CHANGE
					24 MONTHS (JULY 17- JUNE 18)	12 MONTHS (JULY 18- JUNE 19)			
PROPERTY DAMAGE	10	8	-2	-20%	219	196	203	7	4%
HIT & RUN	6	3	-3	-50%	104	112	113	1	1%
INJURY	29	18	-11	-38%	463	461	397	-64	-14%
AUTO	14	14	0	0%	358	347	263	-84	-24%
BICYCLIST	2	2	0	0%	27	30	25	-5	-17%
MOTORCYCLIST	0	1	1	100%	18	23	22	-1	-4%
PEDESTRIAN	3	0	-3	-100%	45	33	34	1	3%
OTHER	14	1	-13	-93%	15	28	50	22	79%
FATAL	0	0	0	0%	3	1	1	0	0%
AUTO	0	0	0	0%	2	2	0	-2	-100%
BICYCLIST	0	0	0	0%	0	0	0	0	0%
MOTORCYCLIST	0	0	0	0%	0	1	0	-1	-100%
PEDESTRIAN	0	0	0	0%	0	0	1	1	100%
OTHER	0	0	0	0%	0	0	0	0	0%
DUI	0	2	2	200%	53	42	19	-23	-55%
ENFORCEMENT STATISTICS	MAY 2020	JUNE 2020	+/- CHANGE	% CHANGE	ROLLING	ROLLING	JULY 19 - JUNE 20	+/- CHANGE	% CHANGE
					24 MONTHS (JULY 17- JUNE 18)	12 MONTHS (JULY 18- JUNE 19)			
PARKING CITATIONS	860	2918	2058	239%	84483	77309	66886	-10423	-13%
POLICE	5	62	57	1140%	583	305	469	164	54%
TRAFFIC CONTROL	855	2856	2001	234%	83900	77004	66417	-10587	-14%
SIGNED CITATIONS	164	105	-59	-36%	7108	6377	5838	-539	-8%
PATROL	66	68	2	3%	2712	3360	2767	-593	-18%
TRAFFIC CONTROL	98	37	-61	-62%	4396	3017	3071	54	2%
RED LIGHT PHOTO CITATIONS									
21453(a) VC	769	1048	279	36%	20299	15580	17014	1434	9%
CELL PHONE CITATIONS									
23123(a) VC	5	1	-4	-80%	180	162	353	191	118%
SPEED VIOLATIONS	32	1	-31	-97%	388	354	840	486	137%
RIGHT OF WAY VIOLATIONS	8	10	2	25%	395	383	467	84	22%
SIGNAL VIOLATIONS	5	4	-1	-20%	181	76	124	48	63%
PED VIOLATIONS	2	1	-1	200%	168	109	133	24	22%
OTHER HAZARDS	57	42	-15	-26%	2299	1508	1245	-263	-17%
DUI ARRESTS	14	9	-5	-36%	232	188	140	-48	-26%
COMPLAINTS FILED	31	22	-9	-29%	429	432	429	-3	-1%
ENFORCEMENT INDEX	4	3	-1	-25%	97	68	88	20	29%
PLACARD CITATIONS	0	4	4	400%	486	201	297	96	48%



# BEVERLY HILLS POLICE DEPARTMENT - JUNE 2020

## MONTHLY REPORT

INVESTIGATION STATISTICS	JUNE 2020
CASE ASSIGNED	202
CASES CLOSED/CLEARED	85
FELONY CASE FILING	5
MISDEMEANOR CASE FILING	22
CASE REJECTED BY DISTRICT ATTORNEY	14
PENDING FILING WITH DISTRICT ATTORNEY	33
PENDING DNA	1
ACTIVE CASES	1209

CRIME IMPACT TEAM STATISTICS	JUNE 2020
CASES ASSIGNED	50
CASES CLOSED/CLEARED	20
FELONY CASE FILING	1
MISDEMEANOR CASE FILING	12
CASE REJECTED BY DISTRICT ATTORNEY	2
PENDING FILING WITH DISTRICT ATTORNEY	1
PENDING DNA	0
ACTIVE CASES	115

CRIME IMPACT TEAM STATISTICS (SELF-REPORTED)	
ARRESTS	5
INVESTIGATED HOURS	227
HOURS TRAINING	0
HOURS IN COURT/CASE PREPARATION	0
ALCOHOL REGULATION COMPLIANCE	0
VICE OPERATIONS	0
TOBACCO OPERATIONS	0
HOURS ON SURVEILLANCE	60

ONLINE POLICE REPORTING STATISTICS	JUNE 2020
LOST PROPERTY	8
HARASSING PHONE CALLS	1
GRAND THEFT	4
PETTY THEFT	6
THEFT FROM VEHICLE	13
VANDALISM	13
TOTAL	45

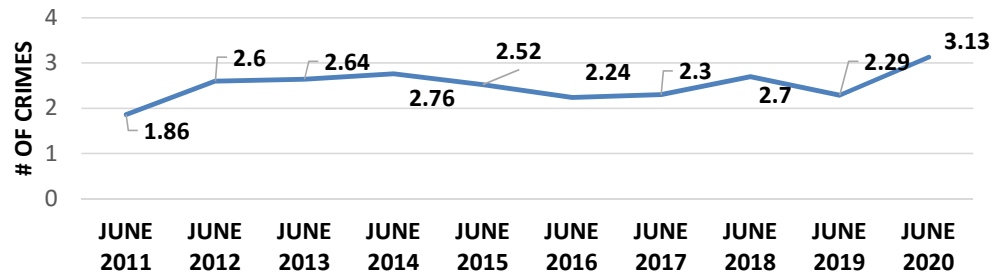
BHUSD STATISTICS JUNE 2020				
	BEVERLY HILLS HIGH SCHOOL	BEVERLY VISTA	HAWTHORNE	HORACE MANN
OFFICER SCHOOL VISITS	0	0	1	0
COMMUNITY GENERATED CALLS FOR SERVICE	5	3	0	3
REPORTS TAKEN	0	0	0	0



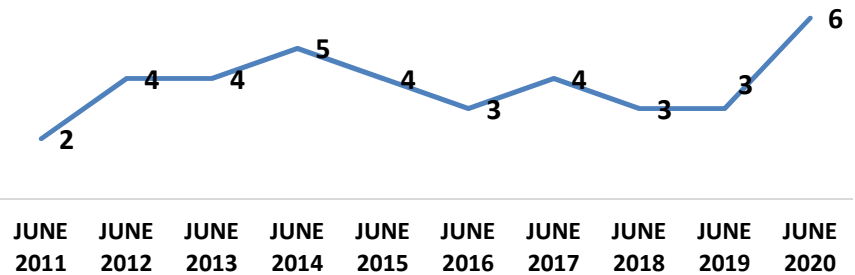
# BEVERLY HILLS POLICE DEPARTMENT - JUNE 2020

## MONTHLY REPORT

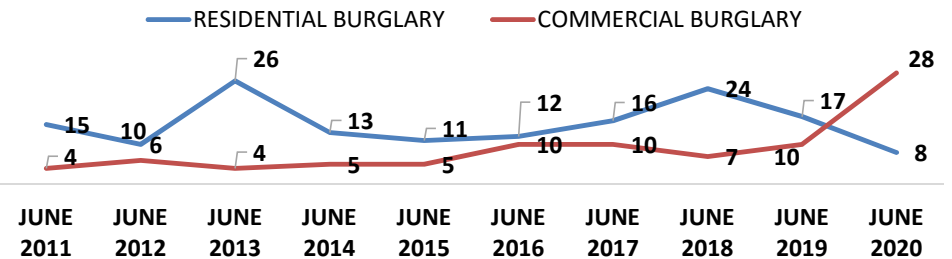
RESPONSE TIME  
JUNE 2011 - JUNE 2020



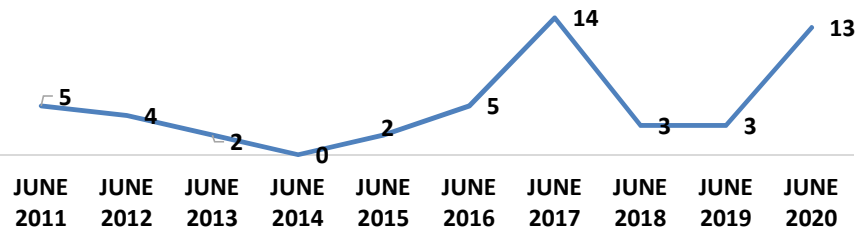
ROBBERY JUNE 2011 - JUNE 2020



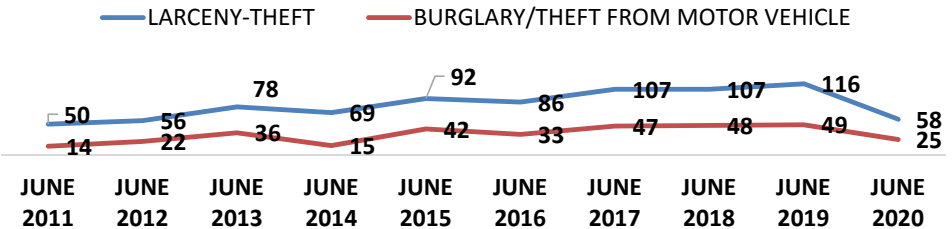
BURGLARY  
JUNE 2011 - JUNE 2020



MOTOR VEHICLE THEFT  
JUNE 2011 - JUNE 2020



LARCENY-THEFT  
JUNE 2011 - JUNE 2020



<b>Crime Category</b>	<b>Sub-Category</b>	<b>Description</b>
<b>ASSAULT</b>	Assault – Aggravated	An assault with a weapon or with the intent to inflict severe or aggravated bodily injury.
	Assault – Simple	An assault with no intent and not resulting in severe or aggravated bodily injury.
	Assaults – Prior to Sept 2018	All aggravated and simple assaults (previously combined).
<b>BURGLARY</b>	Burglary – Commercial Building	Entry into a commercial business after business hours with the intent to commit theft
	Burglary – Construction Site	Any entry onto a construction site with intent to commit theft.
	Burglary – Residential (Accessed Garage Only)	Entry <u>limited</u> to a garage (subterranean, attached to residence, detached from residence) with intent to commit theft.
	Burglary – Residential (Home Occupied)	Entry into a residence with the intent to commit a theft or any felony while the residence is occupied at the time of the crime.
	Burglary – Residential (Common Area)	Entry <u>limited</u> to a common mail area or laundry room of a multi-family residence with the intent to commit mail theft or coin theft.
	Burglary – Residential (No One Home)	Entry into a residence with the intent to commit a theft or any felony when no one is home at the time of the crime.
<b>DUI ARREST</b>		The arrest of a person for driving while under the influence of any alcoholic beverage or drug.
<b>HOMICIDE</b>		The willful (non-negligent) killing of one human being by another.
<b>MOTOR VEHICLE THEFT</b>	Motor Vehicle Theft	The theft of a motor vehicle.
<b>ROBBERY</b>	Shoplift Robbery	A shoplifter uses force against store security to retain property stolen from the location.
	Robbery	The taking of anything of value from a person by force or threat of force or violence.
<b>SEX CRIMES</b>		Includes rape, sexual battery and sex registrant violations.
<b>THEFT/LARCENY</b>	Theft – Grand	Theft where the value of the property exceeds \$950, or is taken from a person, or a firearm of any value.
	Theft – Petty	Theft where the value of the property is less than \$950.
	Theft From Commercial Building	Theft (regardless of value) from a commercial business, building or office.
	Theft of Auto Parts	Theft, limited to auto parts, from the interior or exterior of a vehicle.
<b>VANDALISM</b>		The malicious destruction, damage or defacing (graffiti) of real or personal property of another.
<b>VEHICLE BREAK-IN/THEFT</b>	Theft – Grand (From Vehicle)	Entry into a motor vehicle, without force, where the property stolen exceeds \$950.
	Theft – Petty (From Vehicle)	Entry into a motor vehicle, without force, where the property stolen is less than \$950.
	Burglary – From a Motor Vehicle	Forced entry into a locked motor vehicle with the intent to commit theft.



# BEVERLY HILLS POLICE DEPARTMENT JUNE 2020

## SUMMARY FOR MONTHLY REPORT

### Crime Summary:

During the month of June, we had less (-26) property crimes than May 2020. We did see an increase in violent crime (+8) in which we made eight arrests. We continued to see delayed reporting during the month of June 2020 due to the civil unrest and looting that took place throughout the city on Saturday, May 30<sup>th</sup>. Overall, total crime is still down **15%** year-to-date. Our response time to emergency calls for service increased to 3.13 minutes as a result of the redeployment of patrol resources to handle the civil unrest and multiple protests throughout the City during the month of June. We received 2,768 "911" calls; which, is 216 more than May 2020. A majority of these calls were related to the civil unrest and protests in the City during the month of June.

### Significant Accomplishments:

- ) The entire department went on a Tactical Alert schedule to handle the civil unrest and protests in the City. This resulted in shifts of 12 hours ON and 12 hours OFF (with no days off). We stayed on this schedule for a large portion of the month.
- ) We continued to be an integral part of our Emergency Operations Center (EOC) in response to the COVID-19 pandemic.
- ) The Beverly Hills Police Department, through the EOC, has created a COVID-19 Hotline (310-550-4860) for community members. The Hotline is staffed Monday - Friday (9am – 6pm).
- ) We made significantly more arrests (44%) in June 2020 as compared to May 2020 and have also seen large traffic enforcement citation increases (239%) in June 2020 as compared to May 2020.

### Crime Prevention:

- ) Our Community Relations Unit (CRU) conducted two residential security inspections.
- ) In addition, the CRU had two virtual community meetings and one virtual Health and Safety meeting.

### Detective Bureau:

- ) Our Detectives and Crime Impact Team joined the SAFE LA Task Force with LAPD, FBI, Santa Monica PD and several other agencies with the goal of identifying and arresting those responsible for both violent and property crimes committed during the civil unrest and rioting beginning on May 30<sup>th</sup>, 2020.
- ) A suspect was taken into custody in the 100 block of S Beverly Dr for a sexual assault. A detective follow-up was conducted which resulted in two filings for sexual assault.

### Geographical Policing:

- ) During the month of June, patrol officers continued to be deployed to several areas of civil unrest in both commercial and residential areas.
- ) Additional staffing was put in place to respond and monitor large scale, civil unrest events.
- ) On Friday, June 26, officers arrested twenty-five protesters in violation of the new "Emergency Ordinance: Assemblies in Residential Zone" BHMC 20-O-2813.

### Traffic Deployments:

- ) During the month of June, Motor Officers were reassigned to patrol to help quell the civil unrest and looting that took place throughout the city.