



Beverly Hills Police Department

Executive Summary - May 2023

Crime Summary

In May 2023, we saw a **13% decrease** in offenses¹ compared to April 2023. Overall total offenses are up by **14%** year-to-date. We have had one hundred and fifty-three offenses committed thus far in 2023 compared to 2022. Our response time to emergency calls for service is 3.07 minutes, and we received 3,921 community-generated calls for service.

Community Engagement

- J Social Media Engagement – The CRU participated in National Bike Month by sharing stories and a media release to promote bicycle safety and theft prevention. Notably, a post documenting a [slow-speed pursuit of catalytic converter thieves](#) garnered significant attention, receiving 1,600 likes. Other posts included updates on the "[Etch & Catch Program](#)," activity logs highlighting [patrol and RTWC arrests](#), a special Mother's Day post featuring the Community Relations Officer, and an announcement about retirement. A media release celebrating Cinco de Mayo was also disseminated. Follow the BHPD on all social media by visiting: <https://beverlyhills.org/BHPDconnect>. For all media releases, please visit <https://beverlyhills.org/PDMediaReleases>.
- J Catalytic Converter Etching Program – In collaboration with the Taskforce for Regional Auto Theft Prevention (TRAP), the CRU successfully organized a one-day event called the "Etch & Catch Program." This initiative allowed Beverly Hills residents to have their catalytic converters etched for identification and theft prevention purposes. Due to media attention and resident interest, another event of this nature is planned for later this year.
- J BHPOA Police Service Day/Pancake Breakfast – CRU members actively participated in the Beverly Hills Police Officers Association (BHPOA) [Police Service Day/Pancake Breakfast event](#). The event served as an opportunity to connect with the community and share information about the department and CRU services.
- J Safety Awareness Presentation for Senior Citizens – The CRU delivered a Safety Awareness presentation tailored specifically for the senior citizens residing in a local apartment complex. The presentation addressed safety concerns relevant to their living situation and aimed to promote overall safety and security.
- J Security Assessments – CRU conducted comprehensive security assessments for two residents, providing valuable assistance in enhancing their safety measures.
- J Citizen Police Academy (CPA) Class #6 Graduation – The CRU successfully organized and celebrated the [graduation ceremony](#) for the sixth CPA class at Greystone Mansion and Gardens. The program provided participants with a comprehensive understanding of various aspects of the BHPD, including insights into the K-9 Unit and SWAT operations. For more information on the program, please visit <https://beverlyhills.org>.
- J Traffic Collision Course – In partnership with the Traffic Bureau, Sergeant Newman conducted a Traffic Collision Course to enhance awareness and knowledge related to traffic safety and accident prevention.
- J Neighborhood Watch Meeting – The CRU's School Resource Officers (SROs) hosted a Neighborhood Watch meeting, providing guidance to residents on establishing effective community-based security measures. More information on the Neighborhood Watch program can be found at <https://beverlyhills.org/neighborhoodwatch>.

¹ Tally of offense codes charged in crimes and arrests may have multiple offenses in any individual crime and arrest report.



Investigative Services Division

- J On May 2nd, 2023, a domestic violence incident occurred. Through her investigation, Detectives determined the suspect (the female victim's husband) was not only responsible for the domestic violence but also matched the suspect description of a battery that occurred in February. During this additional battery, the same suspect was involved in a domestic dispute and ultimately pepper-sprayed a bystander who attempted to intervene. The DA filed charges for battery and domestic violence.
- J On May 3rd, 2023, Officers responded to a female not breathing. It was determined that the female (juvenile) was overdosing on an unknown controlled substance. Life-saving measures prevailed, and the female survived. However, through Detective's investigation, it was discovered the controlled substance on which the female juvenile overdosed was furnished by a male whom she was with at the time of the incident. Ultimately, five (5) felony charges and two misdemeanor charges were filed against the male, all related to furnishing controlled substances and child endangerment.
- J Over the span of approximately three weeks in the month of May, a series of vehicle burglaries and theft (grand) from vehicles occurred where the suspect appeared to be the same based on the description and M.O. Through Detective follow-up investigation, it was determined that the suspect was associated with several related cases and the DA filed eight (8) felony charges.
- J Following several months-long investigations of a delayed theft report involving \$800,000 being stolen from a home safe over a period of several years, Detectives obtained a Ramey warrant and took the suspect into custody. The DA's office filed 459 PC – Residential Burglary charges against the suspect on May 30th, 2023.
- J Detectives took two suspects into custody in connection with a residential burglary that occurred in the 1000 block of Hillcrest Road in March 2023. Through the course of the investigation which involved physical and electronic surveillance techniques, and after the issuance of numerous search warrants, it was discovered this burglary crew used very sophisticated techniques to target their victims and were actively surveilling seven residences in preparation to commit additional burglaries. The suspects' tactics included following off victims from high-end restaurants and luxury shopping districts, placing trackers on the victims' vehicles, physically surveilling their victims over a several weeks span, utilizing drones to plan their entry and exit points into residences, utilizing signal jammers to disrupt CCTV cameras and alarm systems, and utilizing a remote camera surveillance car which they parked in front of an intended victim's home. This crew has since been linked to an additional prior Beverly Hills residential burglary.

Traffic Division

- J In May 2023, Traffic Control Officers (TCOs) issued 6,873 parking citations, 337 Moving Citations, and 2,028 Photo Red Light citations.
- J The Top 3 Primary Collision Factors for the month of May were Speed (28%), Failure to Yield (19%), and Red Light (18%).
- J This enforcement/education activity led to one of our lowest monthly totals for injury crashes this year (34).
- J Traffic conducted targeted enforcement in support of the OTS grant resulting in 50 citations issued and several impounds.



BEVERLY HILLS POLICE DEPARTMENT - MAY 2023

NATIONAL INCIDENT-BASED REPORTING SYSTEM (NIBRS) STATISTICAL REPORT

PATROL/FIELD STATISTICS	APRIL 2023	MAY 2023	+/- CHANGE	% CHANGE	YTD 2021	YTD 2022	YTD 2023	+/- CHANGE	% CHANGE
911 CALLS RECEIVED	3,774	3,098	-676	-18%	11,708	12,942	15,929	2,987	23%
RESPONSE TIME TO EMERGENCY CALLS	2.35	3.07	0.72	30.6%	2.41	2.18	3.27	1.09	50%
COMMUNITY GENERATED CALLS FOR SERVICE	3,338	3,921	583	17.5%	14,388	15,689	17,519	1,830	12%
OVERALL INCIDENT BASED REPORTING	APRIL 2023	MAY 2023	+/- CHANGE	% CHANGE	YTD 2021	YTD 2022	YTD 2023	+/- CHANGE	% CHANGE
CRIMINAL HOMICIDE	0	0	0	0%	0	0	0	0	0%
RAPE/SEXUAL ASSAULTS	7	5	-2	-29%	15	12	23	11	92%
AGGRAVATED ASSAULT	4	5	1	25%	41	48	25	-23	-48%
SIMPLE ASSAULTS	17	16	-1	-6%	65	80	69	-11	-14%
KIDNAPPING	0	0	0	0%	3	0	0	0	0%
HUMAN TRAFFICKING	0	0	0	0%	0	0	0	0	0%
ROBBERY	4	3	-1	-25%	20	31	27	-4	-13%
COMMERCIAL ROBBERY ¹	0	0	0	0%	3	8	6	-2	-25%
ALL OTHERS	4	3	-1	-25%	17	23	21	-2	-9%
TOTAL VIOLENT OFFENSES	32	29	-3	-9%	143	171	144	-27	-16%
BURGLARY	38	18	-20	-53%	123	116	132	16	14%
RESIDENTIAL	18	12	-6	-33%	75	82	72	-10	-12%
COMMERCIAL	20	6	-14	-70%	48	40	60	20	50%
Breach to Inhabited Dwelling (Residential)	16	6	-10	-63%	32	27	45	18	67%
Breach to premise after-hours (Commercial)	8	2	-6	-75%	23	13	24	11	85%
LARCENY (THEFT) ²	94	102	8	9%	361	304	496	192	63%
PETTY THEFT (Below \$950 loss)	27	36	9	33%	145	101	168	67	66%
GRAND THEFT (Above \$950 loss)	35	29	-6	-17%	87	119	185	66	55%
AUTO BURGLARY/THEFT FROM MOTOR VEHICLE	32	37	5	16%	129	84	143	59	70%
MOTOR VEHICLE THEFT	7	9	2	29%	39	31	42	11	35%
TOTAL PROPERTY CRIMES	139	129	-10	-7%	523	457	674	217	47%
WEAPONS LAW VIOLATIONS	5	5	0	0%	27	21	44	23	110%
VANDALISM	35	30	-5	-14%	82	73	143	70	96%
FINANCIAL CRIMES	29	5	-24	-83%	150	128	123	-5	-4%
STOLEN PROPERTY	7	15	8	114%	34	28	71	43	154%
DRUG NARCOTICS	14	13	-1	-7%	67	50	70	20	40%
PORNOGRAPHY	0	0	0	0%	1	0	0	0	0%
PROSTITUTION	0	0	0	0%	0	0	0	0	0%
GAMBLING	0	0	0	0%	0	0	0	0	0%
ANIMAL CRUELTY	0	0	0	0%	0	2	0	-2	-100%
TOTAL OFFENSES	261	226	-35	-13%	1,027	1,116	1,269	153	14%

The blue rows above are derived values from the "RESIDENTIAL" & "COMMERCIAL" grey rows and are not intended for summation purposes.

The Beverly Hills Police Department complies with FBI data reporting standards

¹Commercial Robbery is a shoplifter that uses force or fear to escape a store after the taking of property. ²Larceny-theft is the unlawful taking, carrying, leading, or riding away of property from the possession or constructive possession of another. *N/C = Not Calculable *Numbers/percentages in red font indicate an increase.



BEVERLY HILLS POLICE DEPARTMENT - MAY 2023

ARREST STATISTICAL REPORT

ARREST STATISTICS	APRIL 2023	MAY 2023	+/- CHANGE	% CHANGE		YTD 2021	YTD 2022	YTD 2023	+/- CHANGE	% CHANGE
CRIMINAL HOMICIDE	0	0	0	0%		0	0	0	0	0%
RAPE	0	0	0	0%		1	1	0	-1	-100%
ROBBERY	3	0	-3	-100%		22	29	12	-17	-59%
AGGRAVATED ASSAULT	0	3	3	N/C		26	28	13	-15	-54%
TOTAL VIOLENT ARRESTS	3	3	0	0%		49	58	25	-33	-57%
LARCENY (THEFT) ²	11	13	2	18%		73	68	62	-6	-9%
BURGLARY	6	9	3	50%		43	23	37	14	61%
MOTOR VEHICLE THEFT	6	7	1	17%		35	23	35	12	52%
TOTAL PROPERTY ARRESTS	23	29	6	26%		151	114	134	20	18%
OTHER ARRESTS ³ (SEE TABLE BELOW FOR TOP 5)	76	86	10	13%		321	420	391	-29	-7%
TOTAL ALL ARRESTS	102	118	16	16%		512	592	550	-42	-7%

TOP 5 OTHER ARRESTS ³	MAY 2023
POSSESSION OF DRUG PARAPHERNALIA	11
DRIVING UNDER THE INFLUENCE OF ALCOHOL	7
PUBLIC INTOXICATION	6
POSSESSION OF METH/ETC	5
TRESPASS OF REAL PROPERTY	5

²Larceny-theft is the unlawful taking, carrying, leading, or riding away of property from the possession or constructive possession of another. ³Other Arrests are collected from a variety of arrest charges which can include but are not limited to: Simple Assaults, Forgery/Counterfeiting, Embezzlement/Fraud, Receiving Stolen Property, Weapon Violations, Prostitution, Sex Crimes, Crimes Against Family/Child, Narcotic Drug Laws, Drunkenness, Disturbing the Peace, Disorderly Conduct, and DUI. ⁴A clearance is defined by the FBI as either an Arrest or an Exceptional Clearance AND the arrestee was charged with an offense by the court OR a juvenile offender is cited to juvenile court. *N/C = Not Calculable
 *Numbers/percentages in red font indicate an increase. *Tally of offense codes charged in crimes and arrests may have multiple offenses in any individual crime and arrest report. *For more information on the crime categories under Crime Statistics and Arrest Statistics, reference page 6.



BEVERLY HILLS POLICE DEPARTMENT - MAY 2023

TRAFFIC STATISTICAL REPORT

COLLISIONS STATISTICS									
	APRIL 2023	MAY 2023	+/- CHANGE	% CHANGE	YTD 2021	YTD 2022	YTD 2023	+/- CHANGE	% CHANGE
PROPERTY DAMAGE	23	23	0	0%	40	31	110	79	255%
HIT & RUN	16	9	-7	-44%	37	39	68	29	74%
INJURY	38	34	-4	-11%	104	135	183	48	36%
AUTO	28	30	2	7%	64	98	139	41	42%
BICYCLIST	1	2	1	100%	11	9	8	-1	-11%
MOTORCYCLIST	3	1	-2	-67%	5	3	13	10	400%
PEDESTRIAN	5	1	-4	-80%	13	22	20	-2	-9%
OTHER	1	0	-1	100%	11	3	3	0	0%
FATAL	0	0	0	0%	3	0	0	0	0%
AUTO	0	0	0	0%	0	0	0	0	0%
BICYCLIST	0	0	0	0%	1	0	0	0	0%
MOTORCYCLIST	0	0	0	0%	0	0	0	0	0%
PEDESTRIAN	0	0	0	0%	2	0	0	0	0%
OTHER	0	0	0	0%	0	0	0	0	0%
DUI	6	2	-4	-67%	10	8	26	18	225%

ENFORCEMENT STATISTICS									
	APRIL 2023	MAY 2023	+/- CHANGE	% CHANGE	YTD 2021	YTD 2022	YTD 2023	+/- CHANGE	% CHANGE
PARKING CITATIONS	5812	7507	1695	29%	38,699	37,359	27,677	-9682	-26%
POLICE	10	0	-10	-100%	70	106	31	-75	-71%
TRAFFIC CONTROL	5367	6873	1506	28%	38,629	37,083	25,005	-12078	-33%
WARNINGS	435	317	-118	-27%	N/A	170	2672	2502	1472%
SIGNED CITATIONS	646	833	187	29%	2383	3845	3285	-560	-15%
PATROL	157	188	31	20%	699	840	726	-794	-14%
TRAFFIC CONTROL OFFICERS (NON-SWORN)	270	337	67	25%	1684	1520	1348	-172	-11%
WARNINGS	219	308	89	41%	N/A	1485	1211	-274	-18%
RED LIGHT PHOTO CITATIONS									
21453(a) VC	1152	2028	876	76%	3520	7836	7969	133	2%
CELL PHONE CITATIONS									
23123(a) VC	51	56	5	10%	341	151	284	133	88%
SPEED VIOLATIONS	24	49	25	104%	302	344	145	-199	-58%
RIGHT OF WAY VIOLATIONS	87	189	102	117%	276	383	515	132	34%
SIGNAL VIOLATIONS	3	8	5	167%	58	76	34	-42	-55%
PED VIOLATIONS	0	1	1	100%	36	44	5	-39	-89%
MODIFIED EXHAUST	1	1	0	0%	N/A	22	8	-14	-64%
OTHER HAZARDS	93	97	4	4%	330	439	460	21	5%
DUI ARRESTS	11	9	-2	-18%	24	62	58	-4	-6%
ENFORCEMENT INDEX	7	12	5	71%	52	111	43	-68	-61%
HANDICAP PLACARD CITATIONS	45	70	25	56%	173	179	215	36	20%



BEVERLY HILLS POLICE DEPARTMENT - MAY 2023

DETECTIVE BUREAU STATISTICS	MAY 2023
CASE ASSIGNED	302
CASES CLOSED/CLEARED	155
FELONY CASE FILING	19
MISDEMEANOR CASE FILING	33
CASE REJECTED BY DISTRICT ATTORNEY	14
PENDING FILING WITH DISTRICT ATTORNEY	13
PENDING DNA	0
ACTIVE CASES	1314

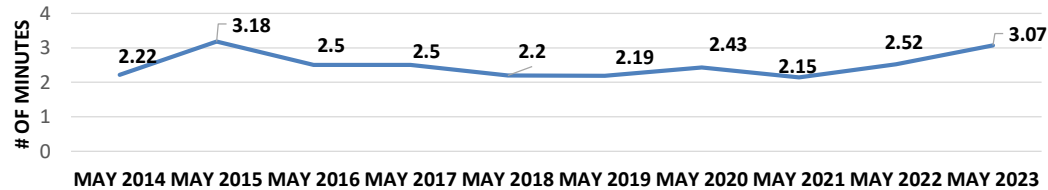
OTHER REPORTED CRIMES	MAY 2023
HATE CRIMES	1
RECOVERED VEHICLES	12

ONLINE POLICE REPORTING STATISTICS	MAY 2023
LOST PROPERTY	8
GRAND THEFT	14
PETTY THEFT	10
THEFT FROM VEHICLE	4
VANDALISM	2
TOTAL	38

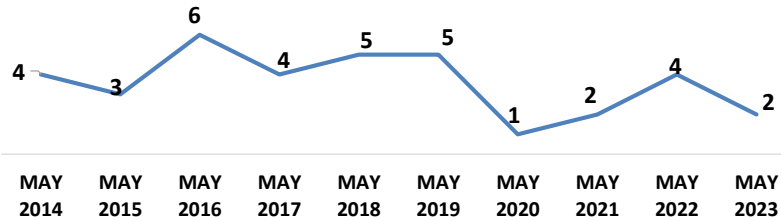


BEVERLY HILLS POLICE DEPARTMENT - MAY 2023 MONTHLY COMPARISON

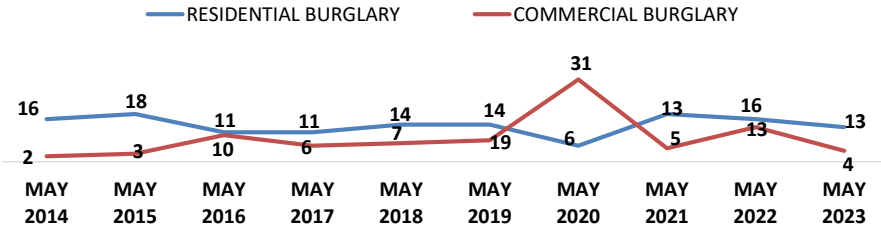
RESPONSE TIME
MAY 2014 - MAY 2023



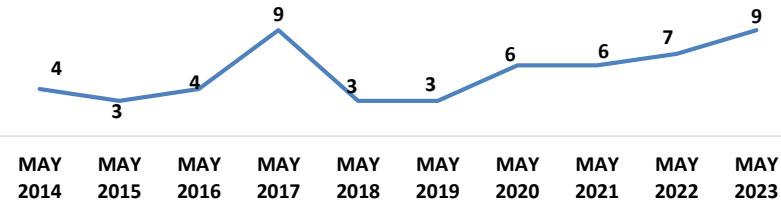
ROBBERY
MAY 2014 - MAY 2023



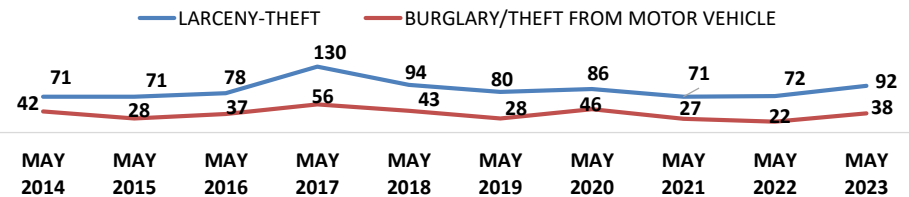
BURGLARY
MAY 2014 - MAY 2023



MOTOR VEHICLE THEFT
MAY 2014 - MAY 2023



LARCENY-THEFT
MAY 2014 - MAY 2023



Crime Category	Sub-Category	Description
ASSAULT	Assault – Aggravated	An assault with a weapon or with the intent to inflict severe or aggravated bodily injury.
	Assault – Simple	An assault with no intent and not resulting in severe or aggravated bodily injury.
	Assaults – Prior to Sept 2018	All aggravated and simple assaults (previously combined).
BURGLARY	Burglary – Commercial Building	Entry into a commercial business after business hours with the intent to commit theft
	Burglary – Construction Site	Any entry onto a construction site with intent to commit theft.
	Burglary – Residential (Accessed Garage Only)	Entry <u>limited</u> to a garage (subterranean, attached to residence, detached from residence) with intent to commit theft.
	Burglary – Residential (Home Occupied)	Entry into a residence with the intent to commit a theft or any felony while the residence is occupied at the time of the crime.
	Burglary – Residential (Common Area)	Entry <u>limited</u> to a common mail area or laundry room of a multi-family residence with the intent to commit mail theft or coin theft.
	Burglary – Residential (No One Home)	Entry into a residence with the intent to commit a theft or any felony when no one is home at the time of the crime.
DUI ARREST		The arrest of a person for driving while under the influence of any alcoholic beverage or drug.
HOMICIDE		The willful (non-negligent) killing of one human being by another.
MOTOR VEHICLE THEFT	Motor Vehicle Theft	The theft of a motor vehicle.
ROBBERY	Shoplift Robbery	A shoplifter uses force against store security to retain property stolen from the location.
	Robbery	The taking of anything of value from a person by force or threat of force or violence.
SEX CRIMES		Includes rape, sexual battery and sex registrant violations.
THEFT/LARCENY	Theft – Grand	Theft where the value of the property exceeds \$950, or is taken from a person, or a firearm of any value.
	Theft – Petty	Theft where the value of the property is less than \$950.
	Theft From Commercial Building	Theft (regardless of value) from a commercial business, building or office.
	Theft of Auto Parts	Theft, limited to auto parts, from the interior or exterior of a vehicle.
VANDALISM		The malicious destruction, damage or defacing (graffiti) of real or personal property of another.
VEHICLE BREAK-IN/THEFT	Theft – Grand (From Vehicle)	Entry into a motor vehicle, without force, where the property stolen exceeds \$950.
	Theft – Petty (From Vehicle)	Entry into a motor vehicle, without force, where the property stolen is less than \$950.
	Burglary – From a Motor Vehicle	Forced entry into a locked motor vehicle with the intent to commit theft.