



# BEVERLY HILLS POLICE DEPARTMENT - MARCH 2020

## MONTHLY REPORT

PATROL/FIELD STATISTICS	FEB 2020	MAR 2020	+/- CHANGE	% CHANGE	ROLLING 24 MONTHS (APR 17- MAR 18)	ROLLING 12 MONTHS (APR 18- MAR 19)	APR 19 - MAR 2020	+/- CHANGE	% CHANGE
911 CALLS RECEIVED	3,232	3,214	-18	-1%	32,314	33,680	39,704	6,024	18%
TEXT TO 911 CALLS	2	0	-2	-100%	2	16	9	-7	-44%
RESPONSE TIME TO EMERGENCY CALLS	2.14	2.49	0.4	16%	2.47	2.28	2.40	0.12	5.3%
COMMUNITY GENERATED CALLS FOR SERVICE	2,060	2,041	-19	-1%	28,326	28,317	27,965	-352	-1.2%
OVERALL CRIME STATISTICS	FEB 2020	MAR 2020	+/- CHANGE	% CHANGE	ROLLING 24 MONTHS (APR 17- MAR 18)	ROLLING 12 MONTHS (APR 18- MAR 19)	APR 19 - MAR 2020	+/- CHANGE	% CHANGE
CRIMINAL HOMICIDE	0	0	0	0%	2	0	1	1	100%
RAPE	2	0	-2	-100%	14	12	6	-6	-50%
AGGRAVATED ASSAULT	4	2	-2	-50%	48	50	41	-9	-18%
ROBBERY	5	2	-3	-60%	50	42	52	10	24%
COMMERCIAL ROBBERY <sup>1</sup>	1	0	-1	-100%	19	11	9	-2	-18%
ALL OTHERS	4	0	-4	-100%	31	31	41	10	32%
<b>TOTAL VIOLENT CRIMES</b>	<b>11</b>	<b>4</b>	<b>-7</b>	<b>-64%</b>	<b>111</b>	<b>107</b>	<b>100</b>	<b>-7</b>	<b>-7%</b>
BURGLARY	14	15	1	7%	394	361	228	-133	-37%
RESIDENTIAL	6	6	0	0%	240	233	129	-104	-45%
Breach to Inhabited Dwelling	5	6	1	20%	207	172	87	-85	-49%
COMMERCIAL	8	9	1	13%	106	125	97	-28	-22%
Breach to premise after-hours	5	7	2	40%	86	53	55	2	4%
LARCENY (THEFT) <sup>2</sup>	77	61	-16	-21%	1,405	1,225	1,127	-98	-8%
PETTY THEFT (Below \$950 loss)	21	24	3	14%	305	316	303	-13	-4%
GRAND THEFT (Above \$950 loss)	26	12	-14	-54%	284	299	306	7	2%
BURGLARY/THEFT FROM MOTOR VEHICLE	24	24	0	0%	579	514	402	-112	-22%
MOTOR VEHICLE THEFT	6	5	-1	-17%	103	51	52	1	2%
<b>TOTAL PROPERTY CRIMES</b>	<b>97</b>	<b>81</b>	<b>-16</b>	<b>-16%</b>	<b>1,902</b>	<b>1,654</b>	<b>1,407</b>	<b>-247</b>	<b>-15%</b>
<b>TOTAL CRIMES</b>	<b>108</b>	<b>85</b>	<b>-23</b>	<b>-21%</b>	<b>2,013</b>	<b>1,762</b>	<b>1,507</b>	<b>-255</b>	<b>-14%</b>

The blue rows are derived values and not separate ones for summation purposes.

<sup>1</sup>Commercial Robbery is a shoplifter that uses force or fear to escape a store after the taking of the property.

<sup>2</sup>Larceny-theft is the unlawful taking, carrying, leading, or riding away of property from the possession or constructive possession of another.

\*N/C = Not Calculable

\*Numbers/percentages in red font indicate an increase.

\*A rolling period of time is one that "rolls" with what the current date is (e.g. a 12 month rolling average refers to the 12 months immediately prior to the timeframe being reported).

\*For more information on the crime categories under Crime Statistics and Arrest Statistics, reference page 6.



# BEVERLY HILLS POLICE DEPARTMENT - MARCH 2020

## MONTHLY REPORT

ARREST STATISTICS	FEB 2020	MAR 2020	+/- CHANGE	% CHANGE	ROLLING 24 MONTHS (APR 17- MAR 18)	ROLLING 12 MONTHS (APR 18- MAR 19)	APR 19 - MAR 2020	+/- CHANGE	% CHANGE
CRIMINAL HOMICIDE	0	0	0	0%	1	2	0	-2	-100%
RAPE	0	0	0	0%	2	4	0	-4	-100%
ROBBERY	0	1	1	100%	18	19	33	14	74%
AGGRAVATED ASSAULT	1	3	2	200%	41	51	25	-26	-51%
<b>TOTAL VIOLENT ARRESTS</b>	<b>1</b>	<b>4</b>	<b>3</b>	<b>300%</b>	<b>62</b>	<b>76</b>	<b>58</b>	<b>-18</b>	<b>-24%</b>
LARCENY (THEFT) <sup>2</sup>	24	14	-10	-42%	223	163	248	85	52%
BURGLARY	4	3	-1	-25%	87	80	84	4	5%
MOTOR VEHICLE THEFT	7	14	7	100%	58	63	81	18	29%
<b>TOTAL PROPERTY ARRESTS</b>	<b>35</b>	<b>31</b>	<b>-4</b>	<b>-11%</b>	<b>368</b>	<b>307</b>	<b>413</b>	<b>106</b>	<b>35%</b>
OTHER ARRESTS <sup>3</sup> (SEE TABLE BELOW FOR TOP 5)	119	79	-40	-34%	1,301	1,473	1,524	51	3%
<b>TOTAL ALL ARRESTS</b>	<b>154</b>	<b>114</b>	<b>-40</b>	<b>-26%</b>	<b>1,731</b>	<b>1,856</b>	<b>1,994</b>	<b>138</b>	<b>7%</b>

TOP 5 OTHER ARRESTS <sup>3</sup>	MAR 2020
POSSESSION OF DRUG PARAPHERNALIA	10
POSSESSION OF METHAMPHETAMINES	10
DRUNK IN PUBLIC	9
DRIVING WITH A SUSPENDED LICENSE	8
MISAPPROPRIATION OF LOST PROPERTY	7

<sup>1</sup>Larceny-theft is the unlawful taking, carrying, leading, or riding away of property from the possession or constructive possession of another.

<sup>3</sup>Other Arrests are collected from a variety of arrest charges which can include but are not limited to: Simple Assaults, Forgery/Counterfeiting, Embezzlement/Fraud, Receiving Stolen Property, Weapon Violations, Prostitution, Sex Crimes, Crimes Against Family/Child, Narcotic Drug Laws, Drunkenness, Disturbing the Peace, Disorderly Conduct, and DUI.

<sup>4</sup>A clearance is defined by the FBI as either an Arrest or an Exceptional Clearance AND the arrestee was charged with an offense by the court OR a juvenile offender is cited to juvenile court.

\*N/C = Not Calculable

\*Numbers/percentages in red font indicate an increase.



# BEVERLY HILLS POLICE DEPARTMENT - MARCH 2020

## MONTHLY REPORT

INVESTIGATION STATISTICS	MAR 2020
CASE ASSIGNED	233
CASES CLOSED/CLEARED	227
FELONY CASE FILING	13
MISDEMEANOR CASE FILING	33
CASE REJECTED BY DISTRICT ATTORNEY	11
PENDING FILING WITH DISTRICT ATTORNEY	31
PENDING DNA	0
ACTIVE CASES	1367

CRIME IMPACT TEAM STATISTICS	MAR 2020
CASES ASSIGNED	20
CASES CLOSED/CLEARED	3
FELONY CASE FILING	15
MISDEMEANOR CASE FILING	5
CASE REJECTED BY DISTRICT ATTORNEY	0
PENDING FILING WITH DISTRICT ATTORNEY	0
PENDING DNA	7
ACTIVE CASES	134
CRIME IMPACT TEAM STATISTICS (SELF-REPORTED)	
ARRESTS	3
HOURS TRAINING	100
HOURS IN COURT/CASE PREPARATION	100
ALCOHOL REGULATION COMPLIANCE	0
VICE OPERATIONS	0
TOBACCO OPERATIONS	0
HOURS ON SURVEILLANCE	480

ONLINE POLICE REPORTING STATISTICS <sup>5</sup>	MAR 2020
LOST PROPERTY	12
PETTY THEFT	6
VANDALISM	6
GRAND THEFT FROM MOTOR VEHICLE	1
TOTAL	25

BHUSD STATISTICS MARCH 2020				
	BEVERLY HILLS HIGH SCHOOL	BEVERLY VISTA	HAWTHORNE	HORACE MANN
OFFICER SCHOOL VISITS	30	32	22	19
COMMUNITY	9	4	2	2
REPORTS TAKEN	1	0	1	0



# BEVERLY HILLS POLICE DEPARTMENT - MARCH 2020

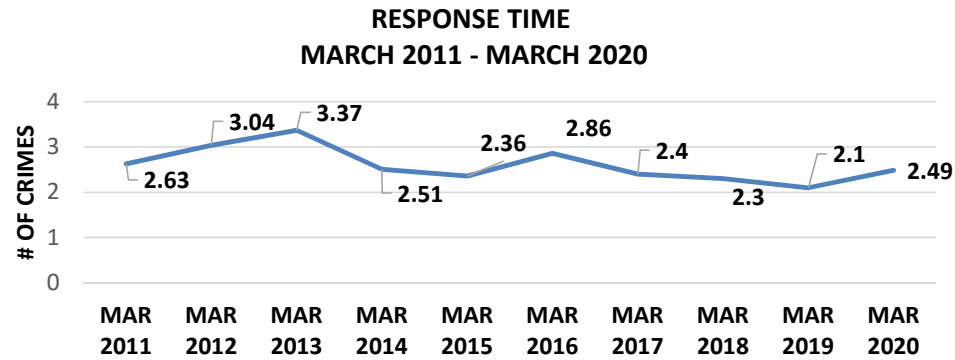
## MONTHLY REPORT

COLLISIONS STATISTICS	FEB 2020	MAR 2020	+/- CHANGE	% CHANGE	ROLLING	ROLLING	APR 19 - MAR 2020	+/- CHANGE	% CHANGE
					24 MONTHS (APR 17- MAR 18)	12 MONTHS (APR 18- MAR 19)			
PROPERTY DAMAGE	20	5	-15	-75%	227	214	211	-3	-1%
HIT & RUN	14	6	-8	-57%	120	119	119	0	0%
INJURY	38	38	0	0%	516	441	452	11	2%
AUTO	25	21	-4	-16%	383	340	316	-24	-7%
BICYCLIST	1	2	1	100%	30	24	28	4	17%
MOTORCYCLIST	3	3	0	0%	30	23	22	-1	-4%
PEDESTRIAN	4	0	-4	-100%	53	31	42	11	35%
OTHER	5	2	-3	-60%	20	23	34	11	48%
FATAL	0	0	0	0%	2	2	2	0	0%
AUTO	0	0	0	0%	0	3	1	-2	-67%
BICYCLIST	0	0	0	0%	0	0	0	0	0%
MOTORCYCLIST	0	0	0	0%	0	1	0	-1	-100%
PEDESTRIAN	0	0	0	0%	1	0	1	1	100%
OTHER	0	0	0	0%	0	0	0	0	0%
DUI	1	2	1	100%	47	50	20	-30	-60%
ENFORCEMENT STATISTICS	FEB 2020	MAR 2020	+/- CHANGE	% CHANGE	ROLLING	ROLLING	APR 19 - MAR 2020	+/- CHANGE	% CHANGE
					24 MONTHS (APR 17- MAR 18)	12 MONTHS (APR 18- MAR 19)			
PARKING CITATIONS	7855	5081	-2774	-35%	78919	88911	77022	-11889	-13%
POLICE	19	10	-9	-47%	604	420	433	13	3%
TRAFFIC CONTROL	7809	5071	-2738	-35%	78315	88491	77089	-11402	-13%
SIGNED CITATIONS	667	346	-321	-48%	7170	6286	7395	1109	18%
PATROL	280	178	-102	-36%	2381	3198	3648	450	14%
TRAFFIC CONTROL	387	168	-219	-57%	4789	3078	3747	669	22%
RED LIGHT PHOTO CITATIONS									
21453(a) VC	1377	1316	-61	-4%	20935	14062	19670	5608	40%
CELL PHONE CITATIONS									
23123(a) VC	63	12	-51	-81%	186	162	396	234	144%
SPEED VIOLATIONS	172	50	-122	-71%	504	327	874	547	167%
RIGHT OF WAY VIOLATIONS	63	25	-38	-60%	403	369	566	197	53%
SIGNAL VIOLATIONS	17	9	-8	-47%	219	82	134	52	63%
PED VIOLATIONS	11	0	-11	-100%	200	88	165	77	88%
OTHER HAZARDS	136	101	-35	-26%	2415	1780	1427	-353	-20%
DUI ARRESTS	19	3	-16	-84%	192	219	150	-69	-32%
COMPLAINTS FILED	47	20	-27	-57%	404	415	490	75	18%
ENFORCEMENT INDEX	12	5	-7	-58%	96	78	96	18	23%
PLACARD CITATIONS	19	16	-3	-16%	477	256	330	74	29%

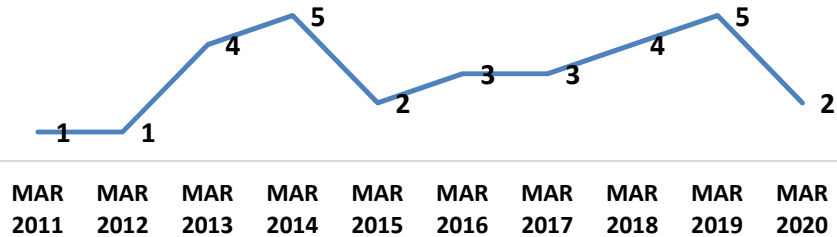


# BEVERLY HILLS POLICE DEPARTMENT - MARCH 2020

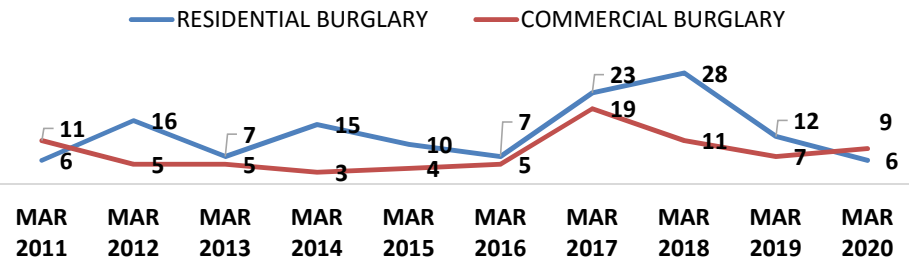
## MONTHLY REPORT



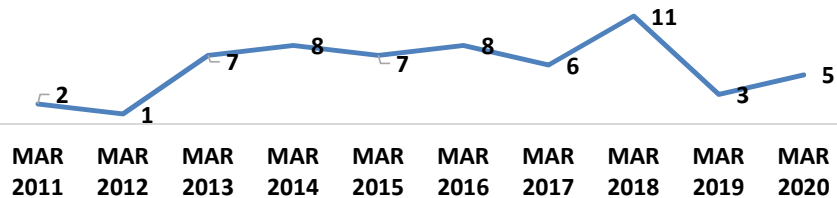
**ROBBERY**  
**MARCH 2011 - MARCH 2020**



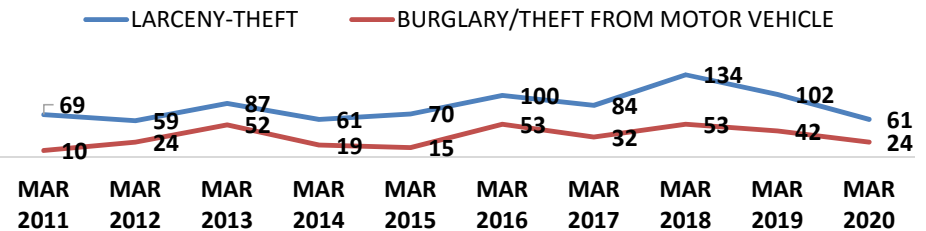
**BURGLARY**  
**MARCH 2011 - MARCH 2020**



**MOTOR VEHICLE THEFT**  
**MARCH 2011 - MARCH 2020**



**LARCENY-THEFT**  
**MARCH 2011 - MARCH 2020**



<b>Crime Category</b>	<b>Sub-Category</b>	<b>Description</b>
<b>ASSAULT</b>	Assault – Aggravated	An assault with a weapon or with the intent to inflict severe or aggravated bodily injury.
	Assault – Simple	An assault with no intent and not resulting in severe or aggravated bodily injury.
	Assaults – Prior to Sept 2018	All aggravated and simple assaults (previously combined).
<b>BURGLARY</b>	Burglary – Commercial Building	Entry into a commercial business after business hours with the intent to commit theft
	Burglary – Construction Site	Any entry onto a construction site with intent to commit theft.
	Burglary – Residential (Accessed Garage Only)	Entry <u>limited</u> to a garage (subterranean, attached to residence, detached from residence) with intent to commit theft.
	Burglary – Residential (Home Occupied)	Entry into a residence with the intent to commit a theft or any felony while the residence is occupied at the time of the crime.
	Burglary – Residential (Common Area)	Entry <u>limited</u> to a common mail area or laundry room of a multi-family residence with the intent to commit mail theft or coin theft.
	Burglary – Residential (No One Home)	Entry into a residence with the intent to commit a theft or any felony when no one is home at the time of the crime.
<b>DUI ARREST</b>		The arrest of a person for driving while under the influence of any alcoholic beverage or drug.
<b>HOMICIDE</b>		The willful (non-negligent) killing of one human being by another.
<b>MOTOR VEHICLE THEFT</b>	Motor Vehicle Theft	The theft of a motor vehicle.
<b>ROBBERY</b>	Shoplift Robbery	A shoplifter uses force against store security to retain property stolen from the location.
	Robbery	The taking of anything of value from a person by force or threat of force or violence.
<b>SEX CRIMES</b>		Includes rape, sexual battery and sex registrant violations.
<b>THEFT/LARCENY</b>	Theft – Grand	Theft where the value of the property exceeds \$950, or is taken from a person, or a firearm of any value.
	Theft – Petty	Theft where the value of the property is less than \$950.
	Theft From Commercial Building	Theft (regardless of value) from a commercial business, building or office.
	Theft of Auto Parts	Theft, limited to auto parts, from the interior or exterior of a vehicle.
<b>VANDALISM</b>		The malicious destruction, damage or defacing (graffiti) of real or personal property of another.
<b>VEHICLE BREAK-IN/THEFT</b>	Theft – Grand (From Vehicle)	Entry into a motor vehicle, without force, where the property stolen exceeds \$950.
	Theft – Petty (From Vehicle)	Entry into a motor vehicle, without force, where the property stolen is less than \$950.
	Burglary – From a Motor Vehicle	Forced entry into a locked motor vehicle with the intent to commit theft.



# BEVERLY HILLS POLICE DEPARTMENT MARCH 2020

## SUMMARY FOR MONTHLY REPORT

### Crime Summary:

During the month of March, we had seven (7) less violent crimes and sixteen (16) less property crimes than February 2020. During March, the crimes that contributed most to the property crime decreases were Larceny Theft and Motor Vehicle Theft. We had two (2) less Sexual Assaults, two (2) less Aggravated Assaults and three (3) less Robberies in March compared to February 2020. Overall, total crime is down 14% year-to-date. Our response time to emergency calls for service was 2.49 minutes and we received 3,214 "911" calls which is 18 less than February 2020.

### Crime Prevention:

- ) Our Community Relations Unit posted several Community Public Service Announcement videos on our department's YouTube channel regarding our Covid-19 response (i.e., Contacting BHPD, Online Reporting and Community Appreciation).
- ) Multiple community flyers regarding Covid-19 were sent out to the community to include: Safer at Home Order, Temporary Relaxed Parking Restrictions, a Community Letter and safety tips were circulated through Nixle, the BHPD App and other social media platforms.
- ) We deployed Foot Beat Officers and Bicycle Patrol Officers within our business districts in an effort to be highly visible to our community during the Covid-19 pandemic.

### Significant Accomplishments:

- ) We activated our Emergency Operations Center (EOC) in response to the Covid-19 pandemic. We sent out numerous Temporary Standard Operations Procedures to our department personnel regarding our Covid-19 response.
- ) The Beverly Hills Police Department, through the EOC, has created a COVID-19 Hotline (310-550-4860) for community members. The Hotline is staffed Monday - Friday (9am – 6pm).
- ) The Department deployed a modified staffing schedule to better adapt to COVID-19 and keep our employees healthy; meanwhile, still providing the same level of service to our community served.
- ) The Detective Bureau continued to work with the Crime Impact Team to apprehend and locate individuals responsible for crimes committed in Beverly Hills.

### Geographical Policing:

- ) Geographical Policing team modified their patrols to protect city parks, hotels, pharmacies and businesses.
- ) Coordinated with Park rangers to support park closures and educational programming for COVID-19 related issues.
- ) Provided "pill tracker" bottles from 3SI to a Pharmacies in Beverly Hills.

### Traffic Deployments:

- ) Parking citations have decreased significantly due to the Temporary Relaxed Parking Restrictions order being issued on March 16<sup>th</sup>.
- ) Focused on speed enforcement along Loma Vista Drive with a total of 109 citations issued.
- ) Focused on traffic enforcement along Coldwater Canyon Drive with a total of 34 citations issued.