



# BEVERLY HILLS POLICE DEPARTMENT

## EXECUTIVE SUMMARY

### December 2021

#### **Crime Summary**

During December 2021, we saw a 30% increase in overall crime<sup>1</sup> compared to November 2021. Overall total crime is down by 2% year-to-date. We have had 28 less crimes committed thus far in 2021. Our response time to emergency calls for service is 2.08 minutes, and we received 3,472 community-generated calls for service during December 2021.

#### **Community Engagement**

- ) Sergeant Jesse Perez was recently assigned as the Community Relations Sergeant. Sergeant Perez has participated in numerous crime prevention meetings with business owners throughout the City, homeowners associations, and met with several major hotels.
- ) Sergeant Perez is currently in the process of expanding our Neighborhood Watch program.

#### **Detective Bureau**

- ) On December 2<sup>nd</sup>, 2021, the Beverly Hills Police Department made an arrest in the December 1<sup>st</sup> homicide of Jacqueline Avant. The suspect under arrest is 29-year old Ariel Maynor of Los Angeles. Following a thorough investigation, it was determined a burglary occurred at 6000 block of Garciosa Drive in the City of Los Angeles. Beverly Hills detectives assumed investigative responsibility for both cases. The suspect is currently in custody and awaiting trial.

#### **Traffic Division**

- ) The Traffic Bureau has been coordinating with Metro regarding traffic mitigation plans around subway construction sites.
- ) In addition, a directed speed-related education and enforcement on Olympic Blvd was conducted and in the business triangle due to ongoing complaints of loud motor vehicle exhausts.
- ) The Traffic Bureau is currently working on the development and production of a Public Safety announcement video regarding bicycle safety and continue to plan and coordinate for the 79<sup>th</sup> Annual Golden Globes set for January 9<sup>th</sup>, 2022.

---

<sup>1</sup> Refer to page 2 of the monthly statistical report for details on overall crime.



# BEVERLY HILLS POLICE DEPARTMENT - DECEMBER 2021

## MONTHLY REPORT

PATROL/FIELD STATISTICS	NOV 2021	DEC 2021	+/- CHANGE	% CHANGE	JAN - DEC 2019	JAN - DEC 2020	JAN - DEC 2021	+/- CHANGE	% CHANGE
911 CALLS RECEIVED	2,589	3,256	667	25.8%	38,160	32,931	30,978	-1,953	-6%
TEXT TO 911 CALLS	2	4	2	100%	7	12	17	5	42%
RESPONSE TIME TO EMERGENCY CALLS	1.57	2.08	0.51	32%	2.28	2.35	2.26	-0.09	-4%
COMMUNITY GENERATED CALLS FOR SERVICE	3,063	3,472	409	13%	28,172	26,985	36,353	9,368	34.7%
OVERALL CRIME STATISTICS	NOV 2021	DEC 2021	+/- CHANGE	% CHANGE	JAN - DEC 2019	JAN - DEC 2020	JAN - DEC 2021	+/- CHANGE	% CHANGE
CRIMINAL HOMICIDE	0	1	1	100%	1	0	1	1	100%
RAPE	3	0	-3	-100%	6	6	14	8	133%
AGGRAVATED ASSAULT	3	4	1	33%	45	57	70	13	23%
ROBBERY	7	7	0	0%	52	48	54	6	13%
COMMERCIAL ROBBERY <sup>1</sup>	0	1	1	100%	10	15	4	-11	-73%
ALL OTHERS	7	6	-1	-14%	42	33	50	17	52%
<b>TOTAL VIOLENT CRIMES</b>	<b>13</b>	<b>12</b>	<b>-1</b>	<b>-8%</b>	<b>104</b>	<b>111</b>	<b>139</b>	<b>28</b>	<b>25%</b>
BURGLARY	15	29	14	93%	242	265	258	-7	-3%
RESIDENTIAL	8	17	9	113%	140	125	158	33	26%
COMMERCIAL	7	12	5	71%	102	140	100	-40	-29%
Breach to Inhabited Dwelling (Residential)	5	10	5	100%	100	71	109	38	54%
Breach to premise after-hours (Commercial)	3	9	6	200%	55	124	79	-45	-36%
LARCENY (THEFT) <sup>2</sup>	82	100	18	22%	1,198	938	881	-57	-6%
PETTY THEFT (Below \$950 loss)	28	34	6	21%	397	314	323	9	3%
GRAND THEFT (Above \$950 loss)	29	33	4	14%	325	321	273	-48	-15%
AUTO BURGLARY/THEFT FROM MOTOR VEHICLE	25	33	8	32%	476	303	285	-18	-6%
MOTOR VEHICLE THEFT	5	9	4	80%	45	91	96	5	5%
<b>TOTAL PROPERTY CRIMES</b>	<b>102</b>	<b>138</b>	<b>36</b>	<b>35%</b>	<b>1,485</b>	<b>1,294</b>	<b>1,235</b>	<b>-59</b>	<b>-5%</b>
<b>TOTAL CRIMES</b>	<b>115</b>	<b>150</b>	<b>35</b>	<b>30%</b>	<b>1,589</b>	<b>1,405</b>	<b>1,374</b>	<b>-31</b>	<b>-2%</b>

The blue rows above are derived values from the "RESIDENTIAL" & "COMMERCIAL" grey rows and are not intended for summation purposes.

<sup>1</sup>Commercial Robbery is a shoplifter that uses force or fear to escape a store after the taking of the property. <sup>2</sup>Larceny-theft is the unlawful taking, carrying, leading, or riding away of property from the possession or constructive possession of another.

\*N/C = Not Calculable

\*Numbers/percentages in **red font** indicate an increase.

\*For more information on the crime categories under Crime Statistics and Arrest Statistics, reference page 6.



# BEVERLY HILLS POLICE DEPARTMENT - DECEMBER 2021

## MONTHLY REPORT

ARREST STATISTICS	NOV 2021	DEC 2021	+/- CHANGE	% CHANGE	JAN - DEC 2019	JAN - DEC 2020	JAN - DEC 2021	+/- CHANGE	% CHANGE
CRIMINAL HOMICIDE	0	1	1	100%	0	0	1	1	100%
RAPE	0	0	0	0%	0	2	1	-1	-50%
ROBBERY	9	7	-2	-22%	24	31	55	24	77%
AGGRAVATED ASSAULT	1	5	4	400%	40	44	64	20	45%
<b>TOTAL VIOLENT ARRESTS</b>	<b>10</b>	<b>13</b>	<b>3</b>	<b>30%</b>	<b>64</b>	<b>77</b>	<b>121</b>	<b>44</b>	<b>57%</b>
LARCENY (THEFT) <sup>2</sup>	12	12	0	0%	206	186	170	-16	-9%
BURGLARY	2	5	3	150%	91	80	88	8	10%
MOTOR VEHICLE THEFT	8	6	-2	-25%	70	87	80	-7	-8%
<b>TOTAL PROPERTY ARRESTS</b>	<b>22</b>	<b>23</b>	<b>1</b>	<b>5%</b>	<b>367</b>	<b>353</b>	<b>338</b>	<b>-15</b>	<b>-4%</b>
OTHER ARRESTS <sup>3</sup> (SEE TABLE BELOW FOR TOP 5)	64	59	-5	-8%	1,399	1,229	786	-443	-36%
<b>TOTAL ALL ARRESTS</b>	<b>96</b>	<b>95</b>	<b>-1</b>	<b>-1%</b>	<b>1,830</b>	<b>1,659</b>	<b>1,245</b>	<b>-414</b>	<b>-25%</b>

TOP 5 OTHER ARRESTS <sup>3</sup>	DEC 2021
PUBLIC INTOXICATION	7
POSSESSION OF DRUG PARAPHENALIA	7
DRIVING UNDER THE INFLUENCE OF ALCOHOL	5
OUTSIDE FELONY WARRANT	5
DRIVING WHILE LICENSE SUSPENDED	5

<sup>1</sup>Larceny-theft is the unlawful taking, carrying, leading, or riding away of property from the possession or constructive possession of another.

<sup>3</sup>Other Arrests are collected from a variety of arrest charges which can include but are not limited to: Simple Assaults, Forgery/Counterfeiting, Embezzlement/Fraud, Receiving Stolen Property, Weapon Violations, Prostitution, Sex Crimes, Crimes Against Family/Child, Narcotic Drug Laws, Drunkenness, Disturbing the Peace, Disorderly Conduct, and DUI.

<sup>4</sup>A clearance is defined by the FBI as either an Arrest or an Exceptional Clearance AND the arrestee was charged with an offense by the court OR a juvenile offender is cited to juvenile court.

\*N/C = Not Calculable

\*Numbers/percentages in **red font** indicate an increase.

\*For more information on the crime categories under Crime Statistics and Arrest Statistics, reference page 6.



# BEVERLY HILLS POLICE DEPARTMENT - DECEMBER 2021

## MONTHLY REPORT

COLLISIONS STATISTICS					JAN - DEC 2019	JAN - DEC 2020	JAN - DEC 2021	+/- CHANGE	% CHANGE
PROPERTY DAMAGE	NOV 2021	DEC 2021	+/- CHANGE	% CHANGE	221	127	112	-15	-12%
HIT & RUN	4	10	6	150%	111	82	112	30	37%
INJURY	39	29	-10	-26%	444	299	350	51	17%
AUTO	30	20	-10	-33%	328	189	249	60	32%
BICYCLIST	2	3	1	50%	29	24	33	9	38%
MOTORCYCLIST	3	2	-1	-33%	18	12	19	7	58%
PEDESTRIAN	1	4	3	300%	41	29	33	4	14%
OTHER	3	0	-3	-100%	28	45	16	-29	-64%
FATAL	0	0	0	0%	2	0	2	2	200%
AUTO	0	0	0	0%	1	0	0	0	0%
BICYCLIST	0	0	0	0%	0	0	0	0	0%
MOTORCYCLIST	0	0	0	0%	1	0	0	0	0%
PEDESTRIAN	0	0	0	0%	1	0	2	2	200%
OTHER	0	0	0	0%	0	0	0	0	0%
DUI	2	4	2	100%	29	28	30	2	7%
ENFORCEMENT STATISTICS					JAN - DEC 2019	JAN - DEC 2020	JAN - DEC 2021	+/- CHANGE	% CHANGE
PARKING CITATIONS	NOV 2021	DEC 2021	+/- CHANGE	% CHANGE	71,544	61,962	112,692	50,730	82%
POLICE	35	28	-7	-20%	413	561	385	-176	-31%
TRAFFIC CONTROL	8875	9115	240	3%	71,131	61,401	112,307	50,906	83%
WARNINGS	222	307	N/A	N/A	N/A	N/A	N/A	N/A	N/A
SIGNED CITATIONS	420	338	-82	-20%	6958	4225	6827	4895	253%
PATROL	111	64	-47	-42%	3528	1932	1765	-528	-9%
TRAFFIC CONTROL OFFICERS (NON-SWORN)	309	274	-35	-11%	3430	2293	5062	2769	121%
RED LIGHT PHOTO CITATIONS									
21453(a) VC	1482	1449	-33	-2%	19788	14009	14795	14795	6%
CELL PHONE CITATIONS									
23123(a) VC	39	49	10	26%	304	268	836	330	65%
SPEED VIOLATIONS	68	35	-33	-49%	605	506	1034	762	280%
RIGHT OF WAY VIOLATIONS	47	49	2	4%	496	272	900	768	231%
SIGNAL VIOLATIONS	21	17	-4	-19%	108	132	218	86	65%
PED VIOLATIONS	33	2	-31	-94%	152	87	174	87	100%
OTHER HAZARDS	110	73	-37	-34%	1339	1229	1210	-19	-2%
DUI ARRESTS	13	11	-2	-15%	168	108	100	-8	-7%
COMPLAINTS FILED	7	20	13	186%	492	333	223	-110	-33%
ENFORCEMENT INDEX	8	8	0	0%	84	92	150	58	63%
HANDICAP PLACARD CITATIONS	50	60	10	20%	319	144	861	717	498%



# BEVERLY HILLS POLICE DEPARTMENT - DECEMBER 2021

## MONTHLY REPORT

DETECTIVE BUREAU STATISTICS		DEC 2021
CASE ASSIGNED		206
CASES CLOSED/CLEARED		86
FELONY CASE FILING		12
MISDEMEANOR CASE FILING		33
CASE REJECTED BY DISTRICT ATTORNEY		26
PENDING FILING WITH DISTRICT ATTORNEY		9
PENDING DNA		0
ACTIVE CASES		1795

ONLINE POLICE REPORTING STATISTICS		DEC 2021
LOST PROPERTY		6
HARASSING PHONE CALLS		4
GRAND THEFT		10
PETTY THEFT		21
THEFT FROM VEHICLE		9
VANDALISM		1
TOTAL		51

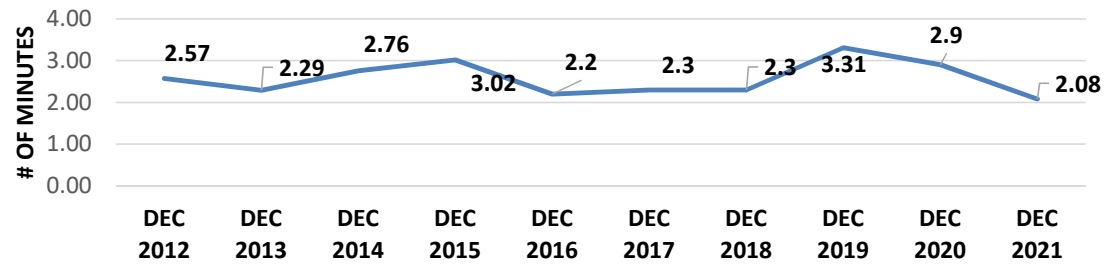
BHUSD STATISTICS DECEMBER 2021				
	BEVERLY HILLS HIGH SCHOOL	BEVERLY VISTA	HAWTHORNE	HORACE MANN
OFFICER SCHOOL VISITS	40	41	41	38
COMMUNITY GENERATED CALLS FOR SERVICE	7	5	1	3
REPORTS TAKEN	2	1	0	0



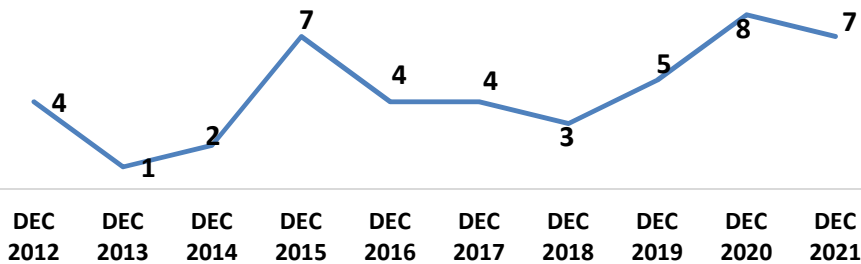
# BEVERLY HILLS POLICE DEPARTMENT - DECEMBER 2021

## MONTHLY REPORT

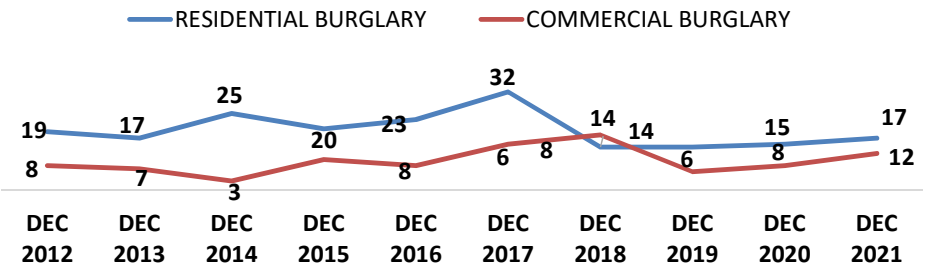
RESPONSE TIME  
DECEMBER 2012 - DECEMBER 2021



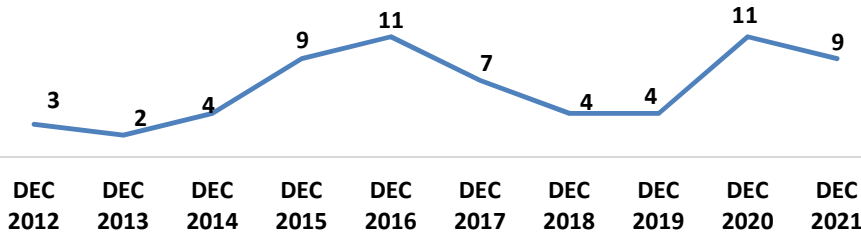
ROBBERY DECEMBER 2012 - DECEMBER 2021



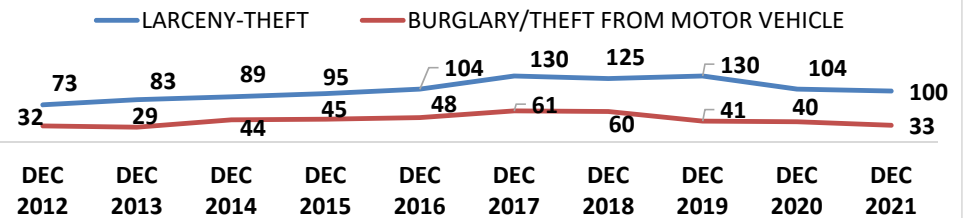
BURGLARY  
DECEMBER 2012 - DECEMBER 2021



MOTOR VEHICLE THEFT  
DECEMBER 2012 - DECEMBER 2021



LARCENY-THEFT  
DECEMBER 2012 - DECEMBER 2021



<b>Crime Category</b>	<b>Sub-Category</b>	<b>Description</b>
<b>ASSAULT</b>	Assault – Aggravated	An assault with a weapon or with the intent to inflict severe or aggravated bodily injury.
	Assault – Simple	An assault with no intent and not resulting in severe or aggravated bodily injury.
	Assaults – Prior to Sept 2018	All aggravated and simple assaults (previously combined).
<b>BURGLARY</b>	Burglary – Commercial Building	Entry into a commercial business after business hours with the intent to commit theft
	Burglary – Construction Site	Any entry onto a construction site with intent to commit theft.
	Burglary – Residential (Accessed Garage Only)	Entry <u>limited</u> to a garage (subterranean, attached to residence, detached from residence) with intent to commit theft.
	Burglary – Residential (Home Occupied)	Entry into a residence with the intent to commit a theft or any felony while the residence is occupied at the time of the crime.
	Burglary – Residential (Common Area)	Entry <u>limited</u> to a common mail area or laundry room of a multi-family residence with the intent to commit mail theft or coin theft.
	Burglary – Residential (No One Home)	Entry into a residence with the intent to commit a theft or any felony when no one is home at the time of the crime.
<b>DUI ARREST</b>		The arrest of a person for driving while under the influence of any alcoholic beverage or drug.
<b>HOMICIDE</b>		The willful (non-negligent) killing of one human being by another.
<b>MOTOR VEHICLE THEFT</b>	Motor Vehicle Theft	The theft of a motor vehicle.
<b>ROBBERY</b>	Shoplift Robbery	A shoplifter uses force against store security to retain property stolen from the location.
	Robbery	The taking of anything of value from a person by force or threat of force or violence.
<b>SEX CRIMES</b>		Includes rape, sexual battery and sex registrant violations.
<b>THEFT/LARCENY</b>	Theft – Grand	Theft where the value of the property exceeds \$950, or is taken from a person, or a firearm of any value.
	Theft – Petty	Theft where the value of the property is less than \$950.
	Theft From Commercial Building	Theft (regardless of value) from a commercial business, building or office.
	Theft of Auto Parts	Theft, limited to auto parts, from the interior or exterior of a vehicle.
<b>VANDALISM</b>		The malicious destruction, damage or defacing (graffiti) of real or personal property of another.
<b>VEHICLE BREAK-IN/THEFT</b>	Theft – Grand (From Vehicle)	Entry into a motor vehicle, without force, where the property stolen exceeds \$950.
	Theft – Petty (From Vehicle)	Entry into a motor vehicle, without force, where the property stolen is less than \$950.
	Burglary – From a Motor Vehicle	Forced entry into a locked motor vehicle with the intent to commit theft.