



BEVERLY HILLS POLICE DEPARTMENT - JANUARY 2020

MONTHLY REPORT

PATROL/FIELD STATISTICS	DEC 2019	JAN 2020	+/- CHANGE	% CHANGE	ROLLING 24 MONTHS (FEB 17- JAN 18)	ROLLING 12 MONTHS (FEB 18- JAN 19)	FEB 19 - JAN 2020	+/- CHANGE	% CHANGE
911 CALLS RECEIVED	3,792	3,441	-351	-9%	32,527	33,465	38,653	5,188	16%
TEXT TO 911 CALLS	1	2	1	100%	1	15	8	-7	-47%
RESPONSE TIME TO EMERGENCY CALLS	2.35	2.48	0.1	6%	2.48	2.29	2.39	0.10	4.4%
COMMUNITY GENERATED CALLS FOR SERVICE	2,384	2,248	-136	-6%	29,059	25,757	28,215	2,458	9.5%
OVERALL CRIME STATISTICS	DEC 2019	JAN 2020	+/- CHANGE	% CHANGE	ROLLING 24 MONTHS (FEB 17- JAN 18)	ROLLING 12 MONTHS (FEB 18- JAN 19)	FEB 19 - JAN 2020	+/- CHANGE	% CHANGE
CRIMINAL HOMICIDE	1	0	-1	-100%	3	0	1	1	N/C
RAPE	0	0	0	N/C	14	11	6	-5	-45%
AGGRAVATED ASSAULT	3	3	0	0%	54	48	44	-4	-8%
ROBBERY	5	5	0	0%	51	41	52	11	27%
COMMERCIAL ROBBERY ¹	1	1	0	0%	22	10	9	-1	-10%
ALL OTHERS	4	4	0	0%	29	31	43	12	39%
TOTAL VIOLENT CRIMES	9	8	-1	-11%	122	100	103	3	3%
BURGLARY	20	15	-5	-25%	393	398	238	-160	-40%
RESIDENTIAL	14	12	-2	-14%	272	266	139	-127	-48%
Breach to Inhabited Dwelling	9	5	-4	-44%	208	190	92	-98	-52%
COMMERCIAL	6	3	-3	-50%	121	129	97	-32	-25%
Breach to premise after-hours	6	1	-5	-83%	88	62	51	-11	-18%
LARCENY (THEFT) ²	130	91	-39	-30%	1,323	1,268	1,187	-81	-6%
PETTY THEFT (Below \$950 loss)	34	21	-13	-38%	340	340	295	-45	-13%
GRAND THEFT (Above \$950 loss)	44	37	-7	-16%	304	313	321	8	3%
BURGLARY/THEFT FROM MOTOR VEHICLE	41	26	-15	-37%	554	526	443	-83	-16%
MOTOR VEHICLE THEFT	4	5	1	25%	96	64	47	-17	-27%
TOTAL PROPERTY CRIMES	154	111	-43	-28%	1,812	1,747	1,472	-275	-16%
TOTAL CRIMES	163	119	-44	-27%	1,933	1,851	1,575	-276	-15%

The blue rows are derived values and not separate ones for summation purposes.

¹Commercial Robbery is a shoplifter that uses force or fear to escape a store after the taking of the property.

²Larceny-theft is the unlawful taking, carrying, leading, or riding away of property from the possession or constructive possession of another.

*N/C = Not Calculable

*Numbers/percentages in **red font** indicate an increase.

*A rolling period of time is one that "rolls" with what the current date is (e.g. a 12 month rolling average refers to the 12 months immediately prior to the timeframe being reported).

*For more information on the crime categories under Crime Statistics and Arrest Statistics, reference page 6.



BEVERLY HILLS POLICE DEPARTMENT - JANUARY 2020 MONTHLY REPORT

ARREST STATISTICS	DEC 2019	JAN 2020	+/- CHANGE	% CHANGE	ROLLING 24 MONTHS (FEB 17- JAN 18)	ROLLING 12 MONTHS (FEB 18- JAN 19)	FEB 19 - JAN 2020	+/- CHANGE	% CHANGE
CRIMINAL HOMICIDE	0	0	0	N/C	0	3	0	-3	-100%
RAPE	0	0	0	N/C	2	4	0	-4	-100%
ROBBERY	3	3	0	0%	18	22	34	12	55%
AGGRAVATED ASSAULT	4	1	-3	-75%	49	51	26	-25	-49%
TOTAL VIOLENT ARRESTS	7	4	-3	-43%	69	80	60	-20	-25%
LARCENY (THEFT) ²	30	25	-5	-17%	205	170	236	66	39%
BURGLARY	6	5	-1	-17%	79	94	82	-12	-13%
MOTOR VEHICLE THEFT	5	7	2	40%	56	63	71	8	13%
TOTAL PROPERTY ARRESTS	41	37	-4	-10%	340	328	389	61	19%
OTHER ARRESTS ³ (SEE TABLE BELOW FOR TOP 5)	122	119	-3	-2%	1,248	1,461	1,560	99	7%
TOTAL ALL ARRESTS	170	160	-10	-6%	1,657	1,869	2,009	140	7%

TOP 5 OTHER ARRESTS ³	JAN 2020
DRIVING WITH A SUSPENDED LICENSE	21
POSSESSION OF DRUG PARAPHERNALIA	8
PUBLIC INTOXICATION	7
OUTSIDE MISDEMEANOR WARRANT	6
MISDEMEANOR PETTY THEFT	5

¹Larceny-theft is the unlawful taking, carrying, leading, or riding away of property from the possession or constructive possession of another.

³Other Arrests are collected from a variety of arrest charges which can include but are not limited to: Simple Assaults, Forgery/Counterfeiting, Embezzlement/Fraud, Receiving Stolen Property, Weapon Violations, Prostitution, Sex Crimes, Crimes Against Family/Child, Narcotic Drug Laws, Drunkenness, Disturbing the Peace, Disorderly Conduct, and DUI.

⁴A clearance is defined by the FBI as either an Arrest or an Exceptional Clearance AND the arrestee was charged with an offense by the court OR a juvenile offender is cited to juvenile court.

*N/C = Not Calculable

*Numbers/percentages in **red font** indicate an increase.

*A rolling period of time is one that "rolls" with what the current date is (e.g. a 12 month rolling average refers to the 12 months immediately prior to the timeframe being reported).

*For more information on the crime categories under Crime Statistics and Arrest Statistics, reference page 6.



BEVERLY HILLS POLICE DEPARTMENT - JANUARY 2020

MONTHLY REPORT

INVESTIGATION STATISTICS	JAN 2020
CASE ASSIGNED	295
CASES CLOSED/CLEARED	161
FELONY CASE FILING	25
MISDEMEANOR CASE FILING	45
CASE REJECTED BY DISTRICT ATTORNEY	27
PENDING FILING WITH DISTRICT ATTORNEY	18
PENDING DNA	0
ACTIVE CASES	1991

CRIME IMPACT TEAM STATISTICS	JAN 2020
CASES ASSIGNED	68
CASES CLOSED/CLEARED	29
FELONY CASE FILING	18
MISDEMEANOR CASE FILING	15
CASE REJECTED BY DISTRICT ATTORNEY	0
PENDING FILING WITH DISTRICT ATTORNEY	16
PENDING DNA	4
ACTIVE CASES	127
CRIME IMPACT TEAM STATISTICS (SELF-REPORTED)	
ARRESTS	4
HOURS TRAINING	160
HOURS IN COURT/CASE PREPARATION	0
ALCOHOL REGULATION COMPLIANCE OPERATIONS	0
VICE OPERATIONS	0
TOBACCO OPERATIONS	0
HOURS ON SURVEILLANCE	480

ONLINE POLICE REPORTING STATISTICS ⁵	JAN 2020
HARRASSING PHONE CALLS	0
LOST PROPERTY	10
REPORT SUPPLEMENTS	0
VANDALISM	0
VANDALISM TO VEHICLE	0
TOTAL	10

BHUSD STATISTICS JANUARY 2020				
	BEVERLY HILLS HIGH SCHOOL	BEVERLY VISTA	HAWTHORNE	HORACE MANN
OFFICER SCHOOL VISITS	54	48	33	25
COMMUNITY GENERATED CALLS FOR SERVICE	21	7	3	10
REPORTS TAKEN	7	1	0	1

⁴ **A clearance** is defined by the FBI as either an Arrest or an Exceptional Clearance AND the arrestee was charged with an offense by the court OR a juvenile offender is cited to juvenile court.

⁵ For more information on the **Online Police Reporting Statistics**, please refer to <http://www.beverlyhills.org/citygovernment/departmentsanddivisions/policedepartment/online services/onlinepolice reportingsystem/>



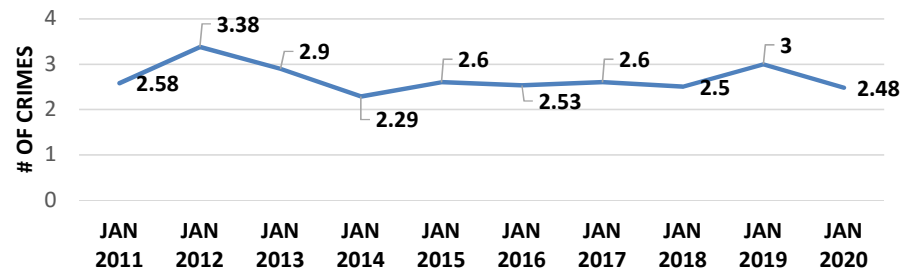
BEVERLY HILLS POLICE DEPARTMENT - JANUARY 2020 MONTHLY REPORT

COLLISIONS STATISTICS	DEC 2019	JAN 2020	+/- CHANGE	% CHANGE	ROLLING 24 MONTHS (FEB 17- JAN 18)	ROLLING 12 MONTHS (FEB 18- JAN 19)	FEB 19 - JAN 2020	+/- CHANGE	% CHANGE
PROPERTY DAMAGE	18	20	2	11%	228	215	222	7	3%
HIT & RUN	9	13	4	44%	125	119	117	-2	-2%
INJURY	29	37	8	28%	550	432	438	6	1%
AUTO	19	26	7	37%	409	336	317	-19	-6%
BICYCLIST	0	1	1	N/C	34	21	29	8	38%
MOTORCYCLIST	3	0	-3	-100%	29	24	18	-6	-25%
PEDESTRIAN	3	6	3	100%	59	28	45	17	61%
OTHER	4	4	0	0%	19	23	29	6	26%
FATAL	0	0	0	N/C	4	2	2	0	0%
AUTO	0	0	0	N/C	0	2	2	0	0%
BICYCLIST	0	0	0	N/C	0	0	0	0	N/C
MOTORCYCLIST	0	0	0	N/C	1	0	1	1	N/C
PEDESTRIAN	0	0	0	N/C	2	0	1	1	N/C
OTHER	0	0	0	N/C	0	0	0	0	N/C
DUI	0	4	4	N/C	48	47	25	-22	-47%
ENFORCEMENT STATISTICS	DEC 2019	JAN 2020	+/- CHANGE	% CHANGE	ROLLING 24 MONTHS (FEB 17- JAN 18)	ROLLING 12 MONTHS (FEB 18- JAN 19)	FEB 19 - JAN 2020	+/- CHANGE	% CHANGE
PARKING CITATIONS	10701	10187	-514	-5%	75273	93300	75098	-18202	-20%
POLICE	88	56	-32	-36%	598	430	441	11	3%
TRAFFIC CONTROL	10613	10131	-482	-5%	74675	92870	74657	-18213	-20%
SIGNED CITATIONS	421	815	394	94%	7744	6248	7373	1125	18%
PATROL	167	332	165	99%	2347	3184	3677	493	15%
TRAFFIC CONTROL	254	483	229	90%	5397	3054	3696	642	21%
RED LIGHT PHOTO CITATIONS									
21453(a) VC	1514	1496	-18	-1%	20479	14164	19837	5673	40%
CELL PHONE CITATIONS									
23123(a) VC	27	46	19	70%	230	162	345	183	113%
SPEED VIOLATIONS	105	135	30	29%	599	299	717	418	140%
RIGHT OF WAY VIOLATIONS	37	56	19	51%	395	382	535	153	40%
SIGNAL VIOLATIONS	12	17	5	42%	227	101	123	22	22%
PED VIOLATIONS	4	13	9	225%	183	123	164	41	33%
OTHER HAZARDS	104	158	54	52%	2766	1856	1380	-476	-26%
DUI ARRESTS	12	17	5	42%	164	222	163	-59	-27%
COMPLAINTS FILED	38	49	11	29%	380	407	496	89	22%
ENFORCEMENT INDEX	10	11	1	10%	101	84	91	7	8%
PLACARD CITATIONS	36	28	-8	-22%	466	294	327	33	11%

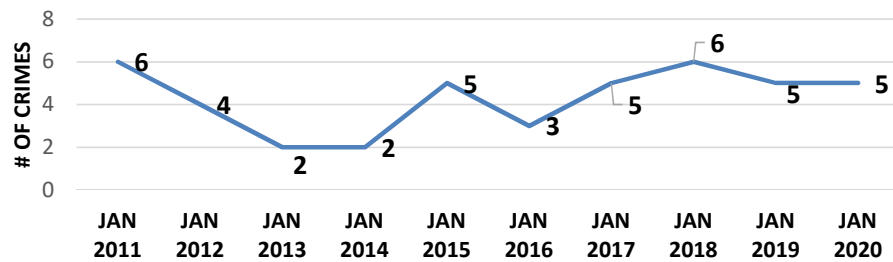


BEVERLY HILLS POLICE DEPARTMENT - JANAUARY 2020 MONTHLY REPORT

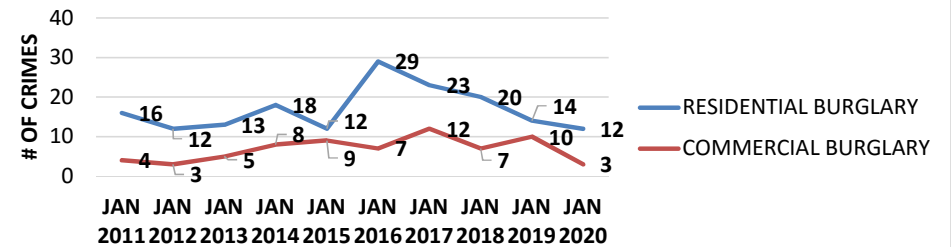
RESPONSE TIME
JANUARY 2011 - JANUARY 2020



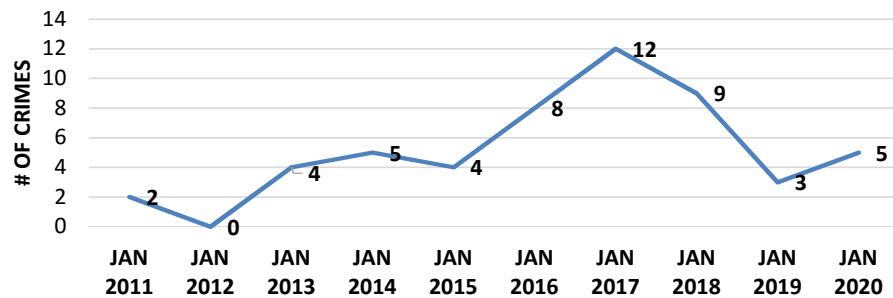
ROBBERY
JANUARY 2011 - JANUARY 2020



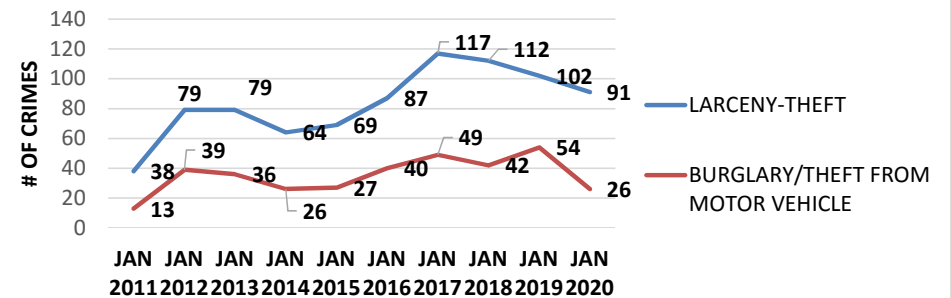
BURGLARY
JANUARY 2011 - JANUARY 2020



MOTOR VEHICLE THEFT
JANUARY 2011 - JANUARY 2020



LARCENY-THEFT
JANUARY 2011 - JANUARY 2020



Crime Category	Sub-Category	Description
ASSAULT	Assault – Aggravated	An assault with a weapon or with the intent to inflict severe or aggravated bodily injury.
	Assault – Simple	An assault with no intent and not resulting in severe or aggravated bodily injury.
	Assaults – Prior to Sept 2018	All aggravated and simple assaults (previously combined).
BURGLARY	Burglary – Commercial Building	Entry into a commercial business after business hours with the intent to commit theft
	Burglary – Construction Site	Any entry onto a construction site with intent to commit theft.
	Burglary – Residential (Accessed Garage Only)	Entry <u>limited</u> to a garage (subterranean, attached to residence, detached from residence) with intent to commit theft.
	Burglary – Residential (Home Occupied)	Entry into a residence with the intent to commit a theft or any felony while the residence is occupied at the time of the crime.
	Burglary – Residential (Common Area)	Entry <u>limited</u> to a common mail area or laundry room of a multi-family residence with the intent to commit mail theft or coin theft.
	Burglary – Residential (No One Home)	Entry into a residence with the intent to commit a theft or any felony when no one is home at the time of the crime.
DUI ARREST		The arrest of a person for driving while under the influence of any alcoholic beverage or drug.
HOMICIDE		The willful (non-negligent) killing of one human being by another.
MOTOR VEHICLE THEFT	Motor Vehicle Theft	The theft of a motor vehicle.
ROBBERY	Shoplift Robbery	A shoplifter uses force against store security to retain property stolen from the location.
	Robbery	The taking of anything of value from a person by force or threat of force or violence.
SEX CRIMES		Includes rape, sexual battery and sex registrant violations.
THEFT/LARCENY	Theft – Grand	Theft where the value of the property exceeds \$950, or is taken from a person, or a firearm of any value.
	Theft – Petty	Theft where the value of the property is less than \$950.
	Theft From Commercial Building	Theft (regardless of value) from a commercial business, building or office.
	Theft of Auto Parts	Theft, limited to auto parts, from the interior or exterior of a vehicle.
VANDALISM		The malicious destruction, damage or defacing (graffiti) of real or personal property of another.
VEHICLE BREAK-IN/THEFT	Theft – Grand (From Vehicle)	Entry into a motor vehicle, without force, where the property stolen exceeds \$950.
	Theft – Petty (From Vehicle)	Entry into a motor vehicle, without force, where the property stolen is less than \$950.
	Burglary – From a Motor Vehicle	Forced entry into a locked motor vehicle with the intent to commit theft.



BEVERLY HILLS POLICE DEPARTMENT JANUARY 2020

SUMMARY FOR MONTHLY REPORT

Crime Summary:

During the month of January, we saw a decrease in violent crime by 11% and total property crime decreased by 28%. During January, the crimes that contributed most to the property crime decreases were Larceny Theft (-30%) and Vehicle Burglaries (-37%). Overall, total crime is down 15% year-to-date. Our response time to emergency calls for service was 2.48 minutes and we received 3,441 "911" calls. This was 351 less than December 2019.

Crime Prevention:

-) Our Community Relations Unit presented several Crime Prevention topics to our various City Commissions that included: the Human Relations Commission and the Health & Safety Commission. They also presented to Team Beverly Hills.
-) We continued to deploy Foot Beat Officers and Bicycle Patrol Officers within our business districts
-) Multiple social media messages on crime prevention tips were circulated through Nixle
-) Technology based deployments, bait bicycle deployments and decoy police vehicles were utilized

Significant Accomplishments:

-) During the month of January, multiple robbery arrests were made. This included a suspect who was responsible for a home invasion robbery and another suspect was also arrested in connection with a street robbery
-) Our Patrol Division continued to make daily proactive arrests in areas identified as "hot spots" by our Crime Analysis Unit

Geographical Policing:

-) Trained four (4) new Geographical Policing Officers
-) Redeployed the bait bicycle program which led to several arrests
-) Continued to work with our local retailers to deploy GPS technology

Traffic Deployments:

-) We had two (2) Primary Collision Factor enforcement days funded by our OTS grant with 76 traffic stops and 61 citations issued on January 17th and 72 traffic stop and 54 citations issued on January 31st. This included six (6) loud noise violations from exotic cars within our business district
-) Focused on speed enforcement along Loma Vista Drive with a total of 216 citations issued
-) Focused on traffic enforcement along Coldwater Canyon Drive with a total of 36 citations issued
-) Continued to work in partnership with City DOT and Public Works for more permanent traffic calming solutions along Coldwater Canyon Drive
-) Parking Enforcement wrote almost **10,200** parking tickets