



BEVERLY HILLS POLICE DEPARTMENT - JULY 2020

MONTHLY REPORT

PATROL/FIELD STATISTICS	JUNE 2020	JULY 2020	+/- CHANGE	% CHANGE	ROLLING 24 MONTHS (AUG 17- JULY 18)	ROLLING 12 MONTHS (AUG 18- JULY 19)	AUG 19 - JULY 20	+/- CHANGE	% CHANGE
911 CALLS RECEIVED	2,768	2,954	186	7%	33,313	34,460	38,006	3,546	10%
TEXT TO 911 CALLS	1	2	1	100%	10	10	11	1	10%
RESPONSE TIME TO EMERGENCY CALLS	3.13	2.33	-0.8	-26%	2.34	2.34	2.44	0.10	4%
COMMUNITY GENERATED CALLS FOR SERVICE	2,424	2,542	118	5%	28,223	28,047	27,995	-52	0%
OVERALL CRIME STATISTICS	JUNE 2020	JULY 2020	+/- CHANGE	% CHANGE	ROLLING 24 MONTHS (AUG 17- JULY 18)	ROLLING 12 MONTHS (AUG 18- JULY 19)	AUG 19 - JULY 20	+/- CHANGE	% CHANGE
CRIMINAL HOMICIDE	0	0	0	0%	2	0	1	1	100%
RAPE	2	1	-1	-50%	13	9	9	0	0%
AGGRAVATED ASSAULT	7	4	-3	-43%	46	43	47	4	9%
ROBBERY	6	4	-2	-33%	49	40	52	12	30%
COMMERCIAL ROBBERY ¹	2	0	-2	-100%	20	9	12	3	33%
ALL OTHERS	4	4	0	0%	29	31	40	9	29%
TOTAL VIOLENT CRIMES	15	9	-6	-40%	110	92	109	17	18%
BURGLARY	36	22	-14	-39%	423	310	259	-51	-16%
RESIDENTIAL	8	10	2	25%	293	191	123	-68	-36%
Breach to Inhabited Dwelling	6	8	2	33%	215	133	78	-55	-41%
COMMERCIAL	28	12	-16	-57%	130	119	136	17	14%
Breach to premise after-hours	28	11	-17	-61%	79	51	110	59	116%
LARCENY (THEFT) ²	58	71	13	22%	1,339	1,250	999	-251	-20%
PETTY THEFT (Below \$950 loss)	23	17	-6	-26%	369	295	267	-28	-9%
GRAND THEFT (Above \$950 loss)	10	30	20	200%	341	291	301	10	3%
BURGLARY/THEFT FROM MOTOR VEHICLE	25	24	-1	-4%	539	544	365	-179	-33%
MOTOR VEHICLE THEFT	13	11	-2	-15%	86	43	76	33	77%
TOTAL PROPERTY CRIMES	107	104	-3	-3%	1,848	1,603	1,334	-269	-17%
TOTAL CRIMES	122	113	-9	-7%	1,958	1,695	1,443	-252	-15%

The blue rows are derived values and not separate ones for summation purposes.

¹Commercial Robbery is a shoplifter that uses force or fear to escape a store after the taking of the property.

²Larceny-theft is the unlawful taking, carrying, leading, or riding away of property from the possession or constructive possession of another.

*N/C = Not Calculable

*Numbers/percentages in red font indicate an increase.

*A rolling period of time is one that "rolls" with what the current date is (e.g. a 12 month rolling average refers to the 12 months immediately prior to the timeframe being reported).

*For more information on the crime categories under Crime Statistics and Arrest Statistics, reference page 6.



BEVERLY HILLS POLICE DEPARTMENT - JULY 2020

MONTHLY REPORT

ARREST STATISTICS	JUNE 2020	JULY 2020	+/- CHANGE	% CHANGE	ROLLING 24 MONTHS (AUG 17- JULY 18)	ROLLING 12 MONTHS (AUG 18- JULY 19)	AUG 19 - JULY 20	+/- CHANGE	% CHANGE
CRIMINAL HOMICIDE	0	0	0	0%	1	2	0	-2	-100%
RAPE	2	0	-2	-100%	4	0	2	2	200%
ROBBERY	2	2	0	0%	21	18	34	16	89%
AGGRAVATED ASSAULT	4	2	-2	-50%	42	40	29	-11	-28%
TOTAL VIOLENT ARRESTS	8	4	-4	-50%	68	60	65	5	8%
LARCENY (THEFT) ²	18	14	-4	-22%	195	186	228	42	23%
BURGLARY	4	12	8	200%	82	83	90	7	8%
MOTOR VEHICLE THEFT	6	9	3	50%	56	70	82	12	17%
TOTAL PROPERTY ARRESTS	28	35	7	25%	333	339	400	61	18%
OTHER ARRESTS ³ (SEE TABLE BELOW FOR TOP 5)	142	120	-22	-15%	1,398	1,566	1,338	-228	-15%
TOTAL ALL ARRESTS	178	159	-19	-11%	1,799	1,965	1,803	-162	-8%

TOP 5 OTHER ARRESTS ³	JULY 2020
UNLAWFUL ASSEMBLY	32
DRUNK IN PUBLIC	9
DRUG PARAPHERNALIA	8
POSSESSION OF METHAMPHETAMINES	8
SIMPLE BATTERY	5

¹Larceny-theft is the unlawful taking, carrying, leading, or riding away of property from the possession or constructive possession of another.

³Other Arrests are collected from a variety of arrest charges which can include but are not limited to: Simple Assaults, Forgery/Counterfeiting, Embezzlement/Fraud, Receiving Stolen Property, Weapon Violations, Prostitution, Sex Crimes, Crimes Against Family/Child, Narcotic Drug Laws, Drunkenness, Disturbing the Peace, Disorderly Conduct, and DUI.

⁴A clearance is defined by the FBI as either an Arrest or an Exceptional Clearance AND the arrestee was charged with an offense by the court OR a juvenile offender is cited to juvenile court.

*N/C = Not Calculable

*Numbers/percentages in red font indicate an increase.



BEVERLY HILLS POLICE DEPARTMENT - JULY 2020

MONTHLY REPORT

COLLISIONS STATISTICS	JUNE 2020	JULY 2020	+/- CHANGE	% CHANGE	ROLLING 24 MONTHS (AUG 17- JULY 18)	ROLLING 12 MONTHS (AUG 18- JULY 19)	AUG 19 - JULY 20	+/- CHANGE	% CHANGE
PROPERTY DAMAGE	8	10	2	25%	215	198	191	-7	-4%
HIT & RUN	3	4	1	33%	101	110	109	-1	-1%
INJURY	18	20	2	11%	466	463	375	-88	-19%
AUTO	14	10	-4	-29%	362	344	243	-101	-29%
BICYCLIST	2	5	3	150%	26	34	25	-9	-26%
MOTORCYCLIST	1	1	0	0%	16	24	21	-3	-13%
PEDESTRIAN	0	2	2	200%	46	34	32	-2	-6%
OTHER	1	2	1	100%	16	27	51	24	89%
FATAL	0	0	0	0%	3	1	1	0	0%
AUTO	0	0	0	0%	2	2	0	-2	-100%
BICYCLIST	0	0	0	0%	0	0	0	0	0%
MOTORCYCLIST	0	0	0	0%	0	1	0	-1	-100%
PEDESTRIAN	0	0	0	0%	0	0	1	1	100%
OTHER	0	0	0	0%	0	0	0	0	0%
DUI	2	6	4	200%	56	37	25	-12	-32%
ENFORCEMENT STATISTICS	JUNE 2020	JULY 2020	+/- CHANGE	% CHANGE	ROLLING 24 MONTHS (AUG 17- JULY 18)	ROLLING 12 MONTHS (AUG 18- JULY 19)	AUG 19 - JULY 20	+/- CHANGE	% CHANGE
PARKING CITATIONS	2918	5224	2306	79%	84422	74861	67870	-6991	-9%
POLICE	62	56	-6	-10%	569	275	509	234	85%
TRAFFIC CONTROL	2856	5168	2312	81%	83853	74586	67361	-7225	-10%
SIGNED CITATIONS	105	219	114	109%	6690	6335	5621	-714	-11%
PATROL	68	83	15	22%	2776	3344	2570	-774	-23%
TRAFFIC CONTROL	37	136	99	268%	3914	2991	3051	60	2%
RED LIGHT PHOTO CITATIONS									
21453(a) VC	1048	1160	112	11%	19554	16340	16049	-291	-2%
CELL PHONE CITATIONS									
23123(a) VC	1	6	5	500%	171	176	336	160	91%
SPEED VIOLATIONS	1	16	15	1500%	337	380	818	438	115%
RIGHT OF WAY VIOLATIONS	10	6	-4	-40%	383	383	450	67	17%
SIGNAL VIOLATIONS	4	14	10	250%	168	78	131	53	68%
PED VIOLATIONS	1	2	1	200%	168	105	126	21	20%
OTHER HAZARDS	42	91	49	117%	2154	1405	1281	-124	-9%
DUI ARRESTS	9	9	0	0%	247	181	132	-49	-27%
COMPLAINTS FILED	22	27	5	23%	433	453	397	-56	-12%
ENFORCEMENT INDEX	3	7	4	133%	91	66	91	25	38%
PLACARD CITATIONS	4	11	7	175%	379	243	244	1	0%



BEVERLY HILLS POLICE DEPARTMENT - JULY 2020

MONTHLY REPORT

RODEO DRIVE ENFORCEMENT STATISTICS	
FELONY ARRESTS	4
MISDEMEANOR ARRESTS	20
SPECIAL WATCHES	179
TRAFFIC CITATIONS	53
PARKING CITATIONS	329
PEDESTRIAN STOPS	33
TRAFFIC STOPS	129
ADVISEMENTS/WARNINGS	116
RADIO CALLS	150
INVESTIGATION STATISTICS JULY 2020	
CASE ASSIGNED	304
CASES CLOSED/CLEARED	109
FELONY CASE FILING	13
MISDEMEANOR CASE FILING	49
CASE REJECTED BY DISTRICT ATTORNEY	13
PENDING FILING WITH DISTRICT ATTORNEY	23
PENDING DNA	0
ACTIVE CASES	1716

CRIME IMPACT TEAM STATISTICS JULY 2020	
CASES ASSIGNED	84
CASES CLOSED/CLEARED	56
FELONY CASE FILING	5
MISDEMEANOR CASE FILING	10
CASE REJECTED BY DISTRICT ATTORNEY	6
PENDING FILING WITH DISTRICT ATTORNEY	21
PENDING DNA	0
ACTIVE CASES	181
CRIME IMPACT TEAM STATISTICS (SELF-REPORTED)	
ARRESTS	3
INVESTIGATED HOURS	465
HOURS TRAINING	0
HOURS IN COURT/CASE PREPARATION	0
ALCOHOL REGULATION COMPLIANCE	0
VICE OPERATIONS	0
TOBACCO OPERATIONS	0
HOURS ON SURVEILLANCE	251

ONLINE POLICE REPORTING STATISTICS JULY 2020	
LOST PROPERTY	2
HARASSING PHONE CALLS	4
GRAND THEFT	9
PETTY THEFT	6
THEFT FROM VEHICLE	8
VANDALISM	7
TOTAL	36

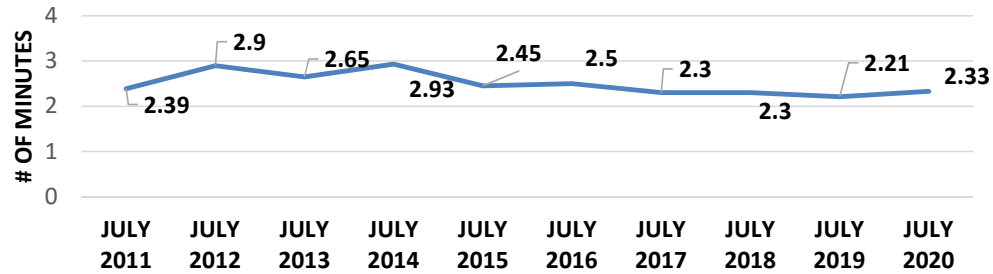
BHUSD STATISTICS JULY 2020				
	BEVERLY HILLS HIGH SCHOOL	BEVERLY VISTA	HAWTHORNE	HORACE MANN
OFFICER SCHOOL VISITS	0	1	0	0
COMMUNITY GENERATED CALLS FOR SERVICE	1	1	1	2
REPORTS TAKEN	0	0	0	1



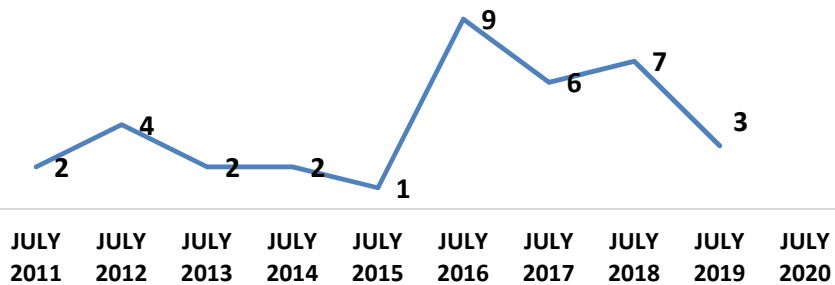
BEVERLY HILLS POLICE DEPARTMENT - JULY 2020

MONTHLY REPORT

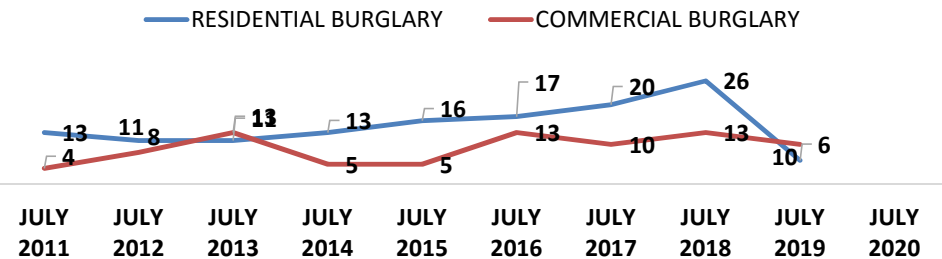
RESPONSE TIME
JULY 2011 - JULY 2020



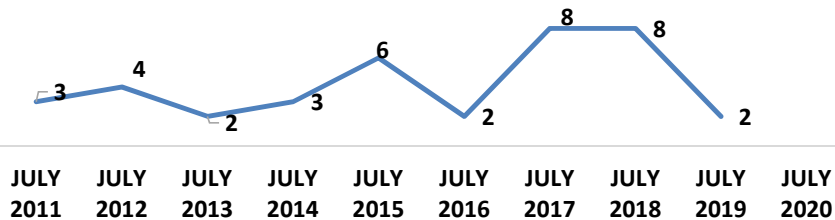
ROBBERY JULY 2011 - JULY 2020



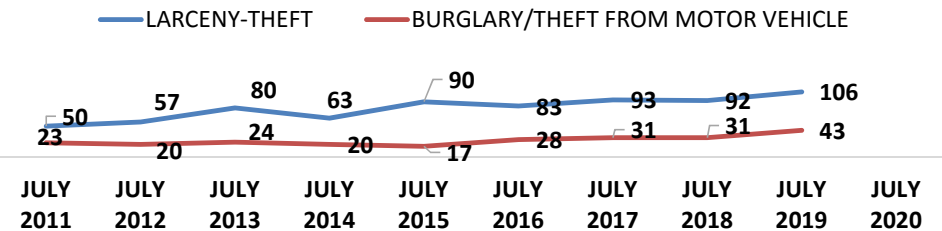
BURGLARY
JULY 2011 - JULY 2020



MOTOR VEHICLE THEFT
JULY 2011 - JULY 2020



LARCENY-THEFT
JULY 2011 - JULY 2020



Crime Category	Sub-Category	Description
ASSAULT	Assault – Aggravated	An assault with a weapon or with the intent to inflict severe or aggravated bodily injury.
	Assault – Simple	An assault with no intent and not resulting in severe or aggravated bodily injury.
	Assaults – Prior to Sept 2018	All aggravated and simple assaults (previously combined).
BURGLARY	Burglary – Commercial Building	Entry into a commercial business after business hours with the intent to commit theft
	Burglary – Construction Site	Any entry onto a construction site with intent to commit theft.
	Burglary – Residential (Accessed Garage Only)	Entry <u>limited</u> to a garage (subterranean, attached to residence, detached from residence) with intent to commit theft.
	Burglary – Residential (Home Occupied)	Entry into a residence with the intent to commit a theft or any felony while the residence is occupied at the time of the crime.
	Burglary – Residential (Common Area)	Entry <u>limited</u> to a common mail area or laundry room of a multi-family residence with the intent to commit mail theft or coin theft.
	Burglary – Residential (No One Home)	Entry into a residence with the intent to commit a theft or any felony when no one is home at the time of the crime.
DUI ARREST		The arrest of a person for driving while under the influence of any alcoholic beverage or drug.
HOMICIDE		The willful (non-negligent) killing of one human being by another.
MOTOR VEHICLE THEFT	Motor Vehicle Theft	The theft of a motor vehicle.
ROBBERY	Shoplift Robbery	A shoplifter uses force against store security to retain property stolen from the location.
	Robbery	The taking of anything of value from a person by force or threat of force or violence.
SEX CRIMES		Includes rape, sexual battery and sex registrant violations.
THEFT/LARCENY	Theft – Grand	Theft where the value of the property exceeds \$950, or is taken from a person, or a firearm of any value.
	Theft – Petty	Theft where the value of the property is less than \$950.
	Theft From Commercial Building	Theft (regardless of value) from a commercial business, building or office.
	Theft of Auto Parts	Theft, limited to auto parts, from the interior or exterior of a vehicle.
VANDALISM		The malicious destruction, damage or defacing (graffiti) of real or personal property of another.
VEHICLE BREAK-IN/THEFT	Theft – Grand (From Vehicle)	Entry into a motor vehicle, without force, where the property stolen exceeds \$950.
	Theft – Petty (From Vehicle)	Entry into a motor vehicle, without force, where the property stolen is less than \$950.
	Burglary – From a Motor Vehicle	Forced entry into a locked motor vehicle with the intent to commit theft.



BEVERLY HILLS POLICE DEPARTMENT JULY 2020

SUMMARY FOR MONTHLY REPORT

Crime Summary:

During the month of July, we had a reduction in Property Crime (-3) and Violent Crime (-6) as compared to June 2020. Overall, total crime continues to trend downward at **-15%** year-to-date. Our response time to emergency calls for service decreased to 2.33 minutes. We received 2,954 "911" calls; which, is 186 more than June 2020. A majority of these calls were related to the civil unrest and protests in the City during the month of July.

Significant Accomplishments:

-) We held numerous virtual meetings with our community and other key stakeholders regarding the protests and an uptick in criminal loitering within our Business District.
-) We deployed a comprehensive safety and security plan along the Rodeo Drive corridor.
-) We continued to be an integral part of our Emergency Operations Center (EOC) in response to the COVID-19 pandemic.
-) The Beverly Hills Police Department, through the EOC, has created a COVID-19 Hotline (310-550-4860) for community members. The Hotline is staffed Monday - Friday (9am – 6pm).

Crime Prevention:

-) Our Community Relations Unit (CRU) conducted two residential security inspections.
-) In collaboration with the Fire Department, City Manager, City PIO and key community members, our CRU is working on a single platform to disseminate information regarding our Neighborhood Watch/Emergency Disaster preparedness programming to our community served.

Detective Bureau:

-) Our Detectives and Crime Impact Team continue to be active participants in the SAFE LA Task Force with LAPD, FBI, Santa Monica PD and several other agencies with the goal of identifying and arresting those responsible for both violent and property crimes committed during the civil unrest and rioting during May and June. A press conference regarding the progress is scheduled for August 26, 2020.
-) After a significant investigation, Detectives made an arrest of a looting suspect which occurred in the Beverly Hills business district on May 30th, 2020.
-) Detectives identified and arrested a suspect from a Beverly Hills robbery which occurred in early July. A second suspect has been identified and detectives are currently working on an arrest warrant.

Geographical Policing:

-) During the month of July, an increase in police presence has been placed at Beverly Hills Garden Park for every Saturday afternoon due to a political demonstration that will be occurring until the presidential election is concluded in November.
-) As a result of the upsurge in the unruly and criminal behavior affecting the business community, an increased in uniformed presence and enforcement has been placed in the business district as well.
-) We are working in collaboration with other City departments regarding public face covering and homelessness related issues and enforcement.
-) We have also conducted park sweeps for nuisance relates issues in partnership with the Park Rangers.

Traffic Deployments:

-) During the month of July, Motor Officers were reassigned to patrol to help with directed enforcement along our Business District.
-) Our Traffic Control Officers issued over 5200 parking citation during the month of July. This was a 79% increase as compared to June 2020.