



BEVERLY HILLS POLICE DEPARTMENT - DECEMBER 2019

MONTHLY REPORT

PATROL/FIELD STATISTICS	NOV 2019	DEC 2019	+/- CHANGE	% CHANGE	ROLLING 24 MONTHS (JAN 17- DEC 17)	ROLLING 12 MONTHS (JAN 18- DEC 18)	JAN 19 - DEC 19	+/- CHANGE	% CHANGE
911 CALLS RECEIVED	3,359	3,792	433	13%	32,446	33,737	38,160	4,423	13%
TEXT TO 911 CALLS	1	1	0	0%	0	12	7	-5	-42%
RESPONSE TIME TO EMERGENCY CALLS	2.23	2.35	0.1	5%	2.47	2.27	2.42	0.15	6.6%
COMMUNITY GENERATED CALLS FOR SERVICE	2,207	2,384	177	8%	28,975	28,939	28,172	-767	-2.7%
OVERALL CRIME STATISTICS	NOV 2019	DEC 2019	+/- CHANGE	% CHANGE	ROLLING 24 MONTHS (JAN 17- DEC 17)	ROLLING 12 MONTHS (JAN 18- DEC 18)	JAN 19 - DEC 19	+/- CHANGE	% CHANGE
CRIMINAL HOMICIDE	0	1	1	N/C	3	0	1	1	N/C
RAPE	2	0	-2	-100%	11	12	6	-6	-50%
AGGRAVATED ASSAULT	3	3	0	0%	51	48	45	-3	-6%
ROBBERY	6	5	-1	-17%	48	42	52	10	24%
COMMERCIAL ROBBERY ¹	0	1	1	N/C	22	8	11	3	38%
ALL OTHERS	6	4	-2	-33%	26	34	41	7	21%
TOTAL VIOLENT CRIMES	11	9	-2	-18%	113	102	104	2	2%
BURGLARY	17	20	3	18%	399	401	242	-159	-40%
RESIDENTIAL	10	14	4	40%	274	273	140	-133	-49%
Breach to Inhabited Dwelling	7	9	2	29%	211	194	100	-94	-48%
COMMERCIAL	7	6	-1	-14%	125	128	102	-26	-20%
Breach to premise after-hours	6	6	0	0%	92	63	55	-8	-13%
LARCENY (THEFT) ²	98	130	32	33%	1,344	1,278	1,198	-80	-6%
PETTY THEFT (Below \$950 loss)	29	34	5	17%	336	355	293	-62	-17%
GRAND THEFT (Above \$950 loss)	20	44	24	120%	300	321	305	-16	-5%
BURGLARY/THEFT FROM MOTOR VEHICLE	32	41	9	28%	561	523	476	-47	-9%
MOTOR VEHICLE THEFT	4	4	0	0%	97	70	45	-25	-36%
TOTAL PROPERTY CRIMES	119	154	35	29%	1,840	1,749	1,485	-264	-15%
TOTAL CRIMES	130	163	33	25%	1,953	1,851	1,589	-262	-14%

The blue rows are derived values and not separate ones for summation purposes.

¹Commercial Robbery is a shoplifter that uses force or fear to escape a store after the taking of the property.

²Larceny-theft is the unlawful taking, carrying, leading, or riding away of property from the possession or constructive possession of another.

*N/C = Not Calculable

*Numbers/percentages in red font indicate an increase.

*A rolling period of time is one that "rolls" with what the current date is (e.g. a 12 month rolling average refers to the 12 months immediately prior to the timeframe being reported).

*For more information on the crime categories under Crime Statistics and Arrest Statistics, reference page 6.



BEVERLY HILLS POLICE DEPARTMENT - DECEMBER 2019

MONTHLY REPORT

ARREST STATISTICS	NOV 2019	DEC 2019	+/- CHANGE	% CHANGE	ROLLING 24 MONTHS (JAN 17- DEC 17)	ROLLING 12 MONTHS (JAN 18- DEC 18)	JAN 19 - DEC 19	+/- CHANGE	% CHANGE
CRIMINAL HOMICIDE	0	0	0	N/C	0	3	0	-3	-100%
RAPE	0	0	0	N/C	2	2	0	-2	-100%
ROBBERY	1	3	2	200%	17	20	35	15	75%
AGGRAVATED ASSAULT	2	4	2	100%	46	50	29	-21	-42%
TOTAL VIOLENT ARRESTS	3	7	4	133%	65	75	64	-11	-15%
LARCENY (THEFT) ²	21	30	9	43%	203	176	227	51	29%
BURGLARY	3	6	3	100%	87	92	84	-8	-9%
MOTOR VEHICLE THEFT	3	5	2	67%	56	64	70	6	9%
TOTAL PROPERTY ARRESTS	27	41	14	52%	346	332	381	49	15%
OTHER ARRESTS ³ (SEE TABLE BELOW FOR TOP 5)	115	122	7	6%	1,180	1,475	1,561	86	6%
TOTAL ALL ARRESTS	145	170	25	17%	1,591	1,882	2,006	124	7%

TOP 5 OTHER ARRESTS ³	DEC 2019
POSSESSION OF METHAMPHETAMINE	13
DRIVING WITH A SUSPENDED LICENSE	12
POSSESSION OF CONTROLLED SUBSTANCE	8
OUTSIDE MISDEMEANOR WARRANT	8
MISDEMEANOR PETTY THEFT	7

¹Larceny-theft is the unlawful taking, carrying, leading, or riding away of property from the possession or constructive possession of another.

³Other Arrests are collected from a variety of arrest charges which can include but are not limited to: Simple Assaults, Forgery/Counterfeiting, Embezzlement/Fraud, Receiving Stolen Property, Weapon Violations, Prostitution, Sex Crimes, Crimes Against Family/Child, Narcotic Drug Laws, Drunkenness, Disturbing the Peace, Disorderly Conduct, and DUI.

⁴A clearance is defined by the FBI as either an Arrest or an Exceptional Clearance AND the arrestee was charged with an offense by the court OR a juvenile offender is cited to juvenile court.

*N/C = Not Calculable

*Numbers/percentages in red font indicate an increase.

*A rolling period of time is one that "rolls" with what the current date is (e.g. a 12 month rolling average refers to the 12 months immediately prior to the timeframe being reported).

*For more information on the crime categories under Crime Statistics and Arrest Statistics, reference page 6.



BEVERLY HILLS POLICE DEPARTMENT - DECEMBER 2019

MONTHLY REPORT

INVESTIGATION STATISTICS	DEC 2019
CASE ASSIGNED	324
CASES CLOSED/CLEARED	143
FELONY CASE FILING	7
MISDEMEANOR CASE FILING	48
CASE REJECTED BY DISTRICT ATTORNEY	5
PENDING FILING WITH DISTRICT ATTORNEY	20
PENDING DNA	1
ACTIVE CASES	2162

CRIME IMPACT TEAM STATISTICS	DEC 2019
CASES ASSIGNED	23
CASES CLOSED/CLEARED	22
FELONY CASE FILING	2
MISDEMEANOR CASE FILING	16
CASE REJECTED BY DISTRICT ATTORNEY	0
PENDING FILING WITH DISTRICT ATTORNEY	0
PENDING DNA	0
ACTIVE CASES	107

ONLINE POLICE REPORTING STATISTICS ⁵	DEC 2019
HARRASSING PHONE CALLS	2
LOST PROPERTY	7
REPORT SUPPLEMENTS	0
VANDALISM	0
VANDALISM TO VEHICLE	0
TOTAL	9

CRIME IMPACT TEAM STATISTICS (SELF-REPORTED)	
ARRESTS	6
HOURS TRAINING	160
HOURS IN COURT/CASE PREPARATION	90
ALCOHOL REGULATION COMPLIANCE OPERATIONS	0
VICE OPERATIONS	0
TOBACCO OPERATIONS	0
HOURS ON SURVEILLANCE	480

BHUSD STATISTICS DECEMBER 2019				
	BEVERLY HILLS HIGH SCHOOL	BEVERLY VISTA	HAWTHORNE	HORACE MANN
OFFICER SCHOOL VISITS	25	41	25	9
COMMUNITY GENERATED CALLS FOR SERVICE	12	5	4	4
REPORTS TAKEN	5	1	1	1

⁴ **A clearance** is defined by the FBI as either an Arrest or an Exceptional Clearance AND the arrestee was charged with an offense by the court OR a juvenile offender is cited to juvenile court.

⁵ For more information on the **Online Police Reporting Statistics**, please refer to <http://www.beverlyhills.org/citygovernment/departmentsanddivisions/policedepartment/online services/onlinepolice reportingsystem/>



BEVERLY HILLS POLICE DEPARTMENT - DECEMBER 2019

MONTHLY REPORT

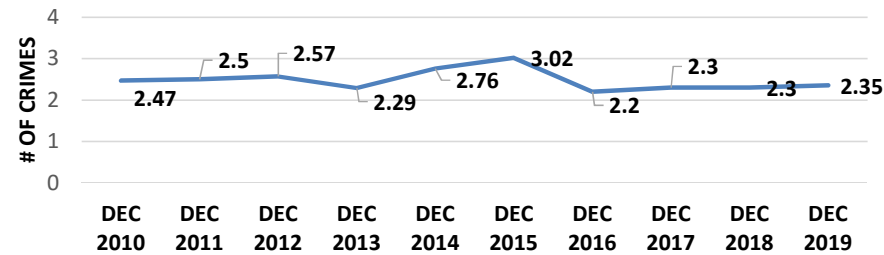
COLLISIONS STATISTICS	NOV 2019	DEC 2019	+/- CHANGE	% CHANGE	ROLLING 24 MONTHS (JAN 17- DEC 17)	ROLLING 12 MONTHS (JAN 18- DEC 18)	JAN 19 - DEC 19	+/- CHANGE	% CHANGE
PROPERTY DAMAGE	24	18	-6	-25%	240	210	221	11	5%
HIT & RUN	14	9	-5	-36%	132	120	111	-9	-8%
INJURY	32	29	-3	-9%	560	428	444	16	4%
AUTO	22	19	-3	-14%	422	325	328	3	1%
BICYCLIST	2	0	-2	-100%	32	24	29	5	21%
MOTORCYCLIST	1	3	2	200%	31	24	18	-6	-25%
PEDESTRIAN	4	3	-1	-25%	59	32	41	9	28%
OTHER	3	4	1	33%	16	23	28	5	22%
FATAL	0	0	0	N/C	4	2	2	0	0%
AUTO	0	0	0	N/C	0	2	2	0	0%
BICYCLIST	0	0	0	N/C	0	0	0	0	N/C
MOTORCYCLIST	0	0	0	N/C	1	0	1	1	N/C
PEDESTRIAN	0	0	0	N/C	2	0	1	1	N/C
OTHER	0	0	0	N/C	0	0	0	0	N/C
DUI	2	0	-2	-100%	45	45	29	-16	-36%

ENFORCEMENT STATISTICS	NOV 2019	DEC 2019	+/- CHANGE	% CHANGE	ROLLING 24 MONTHS (JAN 17- DEC 17)	ROLLING 12 MONTHS (JAN 18- DEC 18)	JAN 19 - DEC 19	+/- CHANGE	% CHANGE
PARKING CITATIONS	7980	10701	2721	34%	70473	91979	71544	-20435	-22%
POLICE	79	88	9	11%	615	447	413	-34	-8%
TRAFFIC CONTROL	7901	10613	2712	34%	69858	91532	71131	-20401	-22%
SIGNED CITATIONS	474	421	-53	-11%	7927	6275	6958	683	11%
PATROL	262	167	-95	-36%	2366	3179	3528	349	11%
TRAFFIC CONTROL	212	254	42	20%	5561	3086	3430	344	11%
RED LIGHT PHOTO CITATIONS									
21453(a) VC	1873	1514	-359	-19%	19950	14340	19788	5448	38%
CELL PHONE CITATIONS									
23123(a) VC	31	27	-4	-13%	238	170	304	134	79%
SPEED VIOLATIONS	21	105	84	400%	629	317	605	288	91%
RIGHT OF WAY VIOLATIONS	37	37	0	0%	395	394	496	102	26%
SIGNAL VIOLATIONS	8	12	4	50%	240	108	108	0	0%
PED VIOLATIONS	15	4	-11	-73%	182	135	152	17	13%
OTHER HAZARDS	127	104	-23	-18%	2809	1865	1339	-526	-28%
DUI ARRESTS	12	12	0	0%	148	222	168	-54	-24%
COMPLAINTS FILED	30	38	8	27%	360	410	492	82	20%
ENFORCEMENT INDEX	7	10	3	43%	102	86	84	-2	-2%
PLACARD CITATIONS	31	36	5	16%	482	308	283	-25	-8%

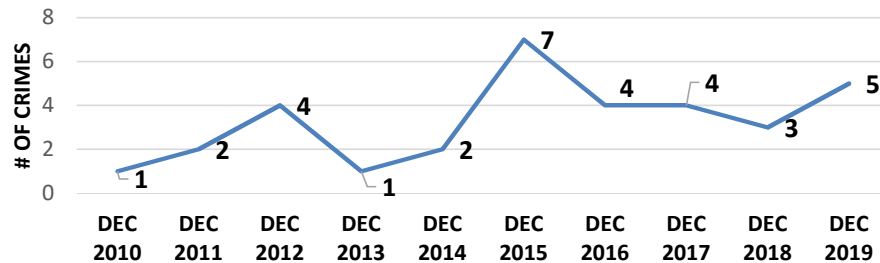


BEVERLY HILLS POLICE DEPARTMENT - DECEMBER 2019 MONTHLY REPORT

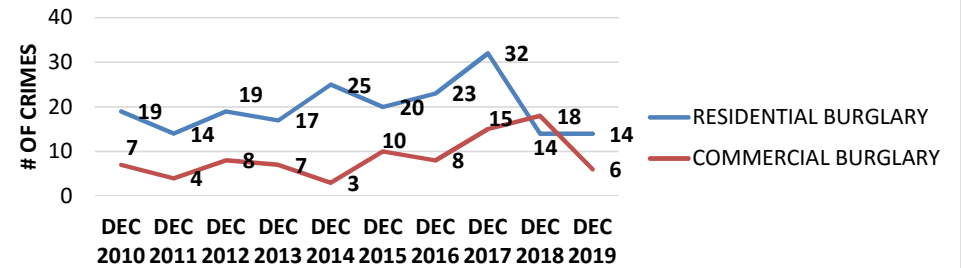
RESPONSE TIME
DECEMBER 2010 - DECEMBER 2019



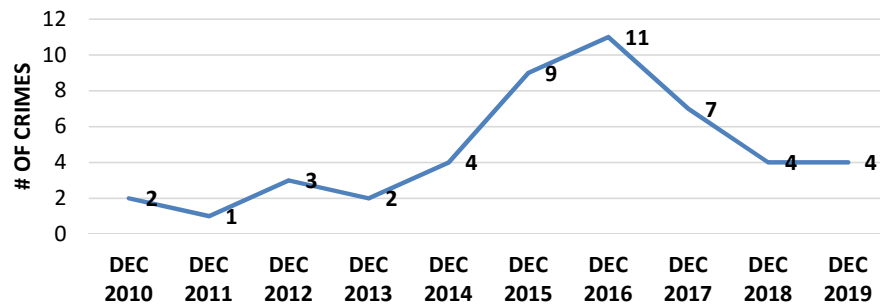
ROBBERY
DECEMBER 2010 - DECEMBER 2019



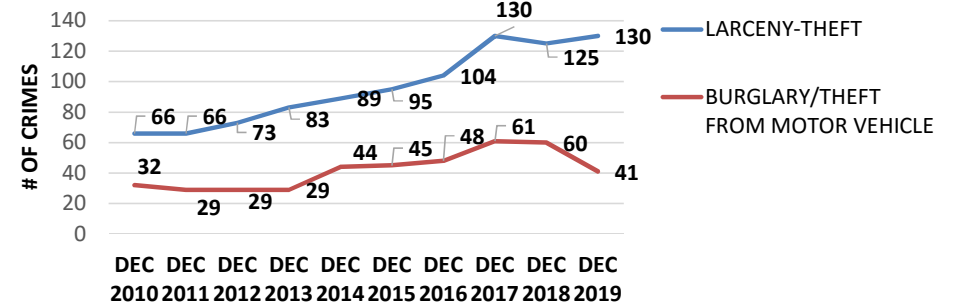
BURGLARY
DECEMBER 2010 - DECEMBER 2019



MOTOR VEHICLE THEFT
DECEMBER 2010 - DECEMBER 2019



LARCENY-THEFT
DECEMBER 2010 - DECEMBER 2019



Crime Category	Sub-Category	Description
ASSAULT	Assault – Aggravated	An assault with a weapon or with the intent to inflict severe or aggravated bodily injury.
	Assault – Simple	An assault with no intent and not resulting in severe or aggravated bodily injury.
	Assaults – Prior to Sept 2018	All aggravated and simple assaults (previously combined).
BURGLARY	Burglary – Commercial Building	Entry into a commercial business after business hours with the intent to commit theft
	Burglary – Construction Site	Any entry onto a construction site with intent to commit theft.
	Burglary – Residential (Accessed Garage Only)	Entry <u>limited</u> to a garage (subterranean, attached to residence, detached from residence) with intent to commit theft.
	Burglary – Residential (Home Occupied)	Entry into a residence with the intent to commit a theft or any felony while the residence is occupied at the time of the crime.
	Burglary – Residential (Common Area)	Entry <u>limited</u> to a common mail area or laundry room of a multi-family residence with the intent to commit mail theft or coin theft.
	Burglary – Residential (No One Home)	Entry into a residence with the intent to commit a theft or any felony when no one is home at the time of the crime.
DUI ARREST		The arrest of a person for driving while under the influence of any alcoholic beverage or drug.
HOMICIDE		The willful (non-negligent) killing of one human being by another.
MOTOR VEHICLE THEFT	Motor Vehicle Theft	The theft of a motor vehicle.
ROBBERY	Shoplift Robbery	A shoplifter uses force against store security to retain property stolen from the location.
	Robbery	The taking of anything of value from a person by force or threat of force or violence.
SEX CRIMES		Includes rape, sexual battery and sex registrant violations.
THEFT/LARCENY	Theft – Grand	Theft where the value of the property exceeds \$950, or is taken from a person, or a firearm of any value.
	Theft – Petty	Theft where the value of the property is less than \$950.
	Theft From Commercial Building	Theft (regardless of value) from a commercial business, building or office.
	Theft of Auto Parts	Theft, limited to auto parts, from the interior or exterior of a vehicle.
VANDALISM		The malicious destruction, damage or defacing (graffiti) of real or personal property of another.
VEHICLE BREAK-IN/THEFT	Theft – Grand (From Vehicle)	Entry into a motor vehicle, without force, where the property stolen exceeds \$950.
	Theft – Petty (From Vehicle)	Entry into a motor vehicle, without force, where the property stolen is less than \$950.
	Burglary – From a Motor Vehicle	Forced entry into a locked motor vehicle with the intent to commit theft.



BEVERLY HILLS POLICE DEPARTMENT DECEMBER 2019

SUMMARY FOR MONTHLY REPORT

Crime Summary:

During the month of December, we saw a decrease in Robberies (17%). We were down one (6 to 5) from November 2019. Overall, there was a decrease in violent crimes (18%). However, during the month of December, we saw an increase in property crime (29%). The 35 additional crimes that made up the 29% increase were mainly attributed to an uptick in Grand Thefts. We had nine (9) additional Vehicle Burglaries compared to last month. The other related crimes that contributed to the increase were Larceny Thefts; specifically, Grand Thefts from within our business district.

Crime Prevention:

We deployed a robust Holiday anti-theft campaign during the month of December. This included:

-) Daily foot beat officers and bicycle patrol officers within our business districts
-) Holiday safety tips (e.g., Package Theft Prevention Tips and Home Security Tips) which included recent crime trends we are experiencing
-) A crime prevention ad was placed in our local newspapers and social media
-) Technology based deployments, bait bicycle and decoy police vehicles as force multipliers

Significant Accomplishments:

-) During the month of December, an swift arrest was made in connection with the vandalism that took place at the Nessah Synagogue on Saturday, December 14th, 2019
-) Our Patrol Division continued to make daily proactive arrests in areas identified as "hot spots" by our Crime Analysis Unit

Geographical Policing Model:

-) We are experiencing an uptick in Vehicle Burglaries as victims are still continuing to leave their vehicles unsecured (40% of the vehicles were left unsecured)
-) We redeployed our "Hide it! Take it! Lock it!" Campaign
-) We successfully deployed a bait vehicle and bait bicycle which led to multiple arrests.
-) We also coordinated with local retailers and deployed GPS technology inside high end merchandise that are known to be targeted

Traffic Deployments:

-) We had two primary collision factor enforcement days funded by our OTS grant
-) We focused on speed enforcement along Loma Vista with a total of 92 citations issued
-) We focused on traffic enforcement along Coldwater Canyon with numerous citations and warnings issued
-) We created a City working group to focus on more permanent traffic calming solutions along Coldwater Canyon.