



BEVERLY HILLS POLICE DEPARTMENT - MAY 2020

MONTHLY REPORT

PATROL/FIELD STATISTICS	APRIL 2020	MAY 2020	+/- CHANGE	% CHANGE	ROLLING 24 MONTHS (JUNE 17- MAY 18)	ROLLING 12 MONTHS (JUNE 18- MAY 19)	JUNE 19 - MAY 20	+/- CHANGE	% CHANGE
911 CALLS RECEIVED	2,225	2,552	327	15%	32,894	33,597	38,919	5,322	16%
TEXT TO 911 CALLS	0	1	1	100%	7	13	8	-5	-38%
RESPONSE TIME TO EMERGENCY CALLS	2.15	2.43	0.3	13%	2.40	2.33	2.39	0.06	3%
COMMUNITY GENERATED CALLS FOR SERVICE	2,058	2,524	466	23%	28,248	27,979	28,058	79	0.3%
OVERALL CRIME STATISTICS	APRIL 2020	MAY 2020	+/- CHANGE	% CHANGE	ROLLING 24 MONTHS (JUNE 17- MAY 18)	ROLLING 12 MONTHS (JUNE 18- MAY 19)	JUNE 19 - MAY 20	+/- CHANGE	% CHANGE
CRIMINAL HOMICIDE	0	0	0	0%	2	0	1	1	100%
RAPE	0	1	1	100%	15	10	7	-3	-30%
AGGRAVATED ASSAULT	1	5	4	400%	68	45	41	-4	-9%
ROBBERY	3	1	-2	-67%	49	44	44	0	0%
COMMERCIAL ROBBERY ¹	1	1	0	0%	21	9	10	1	11%
ALL OTHERS	2	0	-2	-100%	28	35	34	-1	-3%
TOTAL VIOLENT CRIMES	4	7	3	75%	134	99	93	-6	-6%
BURGLARY	23	37	14	61%	414	338	242	-96	-28%
RESIDENTIAL	17	6	-11	-65%	288	215	127	-88	-41%
Breach to Inhabited Dwelling	4	1	-3	-75%	211	154	76	-78	-51%
COMMERCIAL	6	31	25	417%	126	123	115	-8	-7%
Breach to premise after-hours	5	31	26	520%	83	56	79	23	41%
LARCENY (THEFT) ²	60	86	26	43%	1,340	1,227	1,092	-135	-11%
PETTY THEFT (Below \$950 loss)	10	12	2	20%	360	304	282	-22	-7%
GRAND THEFT (Above \$950 loss)	19	28	9	47%	334	295	307	12	4%
BURGLARY/THEFT FROM MOTOR VEHICLE	31	46	15	48%	546	523	408	-115	-22%
MOTOR VEHICLE THEFT	2	10	8	400%	97	49	57	8	16%
TOTAL PROPERTY CRIMES	85	133	48	56%	1,851	1,614	1,391	-223	-14%
TOTAL CRIMES	89	140	51	57%	1,985	1,713	1,488	-225	-13%

The blue rows are derived values and not separate ones for summation purposes.

¹Commercial Robbery is a shoplifter that uses force or fear to escape a store after the taking of the property.

²Larceny-theft is the unlawful taking, carrying, leading, or riding away of property from the possession or constructive possession of another.

*N/C = Not Calculable

*Numbers/percentages in red font indicate an increase.

*A rolling period of time is one that "rolls" with what the current date is (e.g. a 12 month rolling average refers to the 12 months immediately prior to the timeframe being reported).

*For more information on the crime categories under Crime Statistics and Arrest Statistics, reference page 6.



BEVERLY HILLS POLICE DEPARTMENT - MAY 2020

MONTHLY REPORT

ARREST STATISTICS	APRIL 2020	MAY 2020	+/- CHANGE	% CHANGE	ROLLING 24 MONTHS (JUNE 17- MAY 18)	ROLLING 12 MONTHS (JUNE 18- MAY 19)	JUNE 19 - MAY 20	+/- CHANGE	% CHANGE
CRIMINAL HOMICIDE	0	0	0	0%	1	2	0	-2	-100%
RAPE	0	0	0	0%	3	2	0	-2	-100%
ROBBERY	1	2	1	100%	22	19	31	12	63%
AGGRAVATED ASSAULT	4	1	-3	-75%	43	47	24	-23	-49%
TOTAL VIOLENT ARRESTS	5	3	-2	-40%	69	70	55	-15	-21%
LARCENY (THEFT) ²	5	11	6	120%	208	168	236	68	40%
BURGLARY	2	16	14	700%	87	69	93	24	35%
MOTOR VEHICLE THEFT	2	6	4	200%	60	63	81	18	29%
TOTAL PROPERTY ARRESTS	9	33	24	267%	355	300	410	110	37%
OTHER ARRESTS ³ (SEE TABLE BELOW FOR TOP 5)	49	88	39	80%	1,374	1,511	1,375	-136	-9%
TOTAL ALL ARRESTS	63	124	61	97%	1,798	1,881	1,840	-41	-2.2%

TOP 5 OTHER ARRESTS ³	MAY 2020
POSSESSION OF METHAMPHETAMINES	10
POSSESSION OF DRUG PARAPHERNALIA	9
DRIVING ON A SUSPENDED LICENSE	7
POSSESSION OF CONTROLLED SUBSTANCE	7
RECEIVING STOLEN PROPERTY	4

¹Larceny-theft is the unlawful taking, carrying, leading, or riding away of property from the possession or constructive possession of another.

³Other Arrests are collected from a variety of arrest charges which can include but are not limited to: Simple Assaults, Forgery/Counterfeiting, Embezzlement/Fraud, Receiving Stolen Property, Weapon Violations, Prostitution, Sex Crimes, Crimes Against Family/Child, Narcotic Drug Laws, Drunkenness, Disturbing the Peace, Disorderly Conduct, and DUI.

⁴A clearance is defined by the FBI as either an Arrest or an Exceptional Clearance AND the arrestee was charged with an offense by the court OR a juvenile offender is cited to juvenile court.

*N/C = Not Calculable

*Numbers/percentages in red font indicate an increase.



BEVERLY HILLS POLICE DEPARTMENT - MAY 2020

MONTHLY REPORT

COLLISIONS STATISTICS	APRIL 2020	MAY 2020	+/- CHANGE	% CHANGE	ROLLING	ROLLING	JUNE 19 - MAY 20	+/- CHANGE	% CHANGE
					24 MONTHS (JUNE 17- MAY 18)	12 MONTHS (JUNE 18- MAY 19)			
PROPERTY DAMAGE	6	10	4	67%	225	203	205	2	1%
HIT & RUN	0	6	6	600%	107	112	118	6	5%
INJURY	13	29	16	123%	501	436	429	-7	-2%
AUTO	6	14	8	133%	386	329	288	-41	-12%
BICYCLIST	3	2	-1	-33%	28	27	27	0	0%
MOTORCYCLIST	1	0	-1	-100%	24	21	23	2	10%
PEDESTRIAN	0	3	3	300%	47	32	38	6	19%
OTHER	6	14	8	133%	16	27	50	23	85%
FATAL	0	0	0	0%	3	1	1	0	0%
AUTO	0	0	0	0%	2	2	0	-2	-100%
BICYCLIST	0	0	0	0%	0	0	0	0	0%
MOTORCYCLIST	0	0	0	0%	0	1	0	-1	-100%
PEDESTRIAN	0	0	0	0%	0	0	1	1	100%
OTHER	0	0	0	0%	0	0	0	0	0%
DUI	0	2	2	200%	54	41	19	-22	-54%
ENFORCEMENT STATISTICS	APRIL 2020	MAY 2020	+/- CHANGE	% CHANGE	ROLLING	ROLLING	JUNE 19 - MAY 20	+/- CHANGE	% CHANGE
					24 MONTHS (JUNE 17- MAY 18)	12 MONTHS (JUNE 18- MAY 19)			
PARKING CITATIONS	58	860	802	1383%	79965	81276	68667	-12609	-16%
POLICE	5	N/A	N/A	N/A	552	380	N/A	N/A	N/A
TRAFFIC CONTROL	53	N/A	N/A	N/A	79413	81396	N/A	N/A	N/A
SIGNED CITATIONS	37	164	127	343%	7392	6412	6126	-286	-4%
PATROL	29	66	37	128%	2651	3383	2922	-461	-14%
TRAFFIC CONTROL	8	98	90	1125%	4741	3019	3204	185	6%
RED LIGHT PHOTO CITATIONS									
21453(a) VC	835	769	-66	-8%	20169	15252	17657	2405	16%
CELL PHONE CITATIONS									
23123(a) VC	1	5	4	400%	186	160	363	203	127%
SPEED VIOLATIONS	3	32	29	967%	427	338	860	522	154%
RIGHT OF WAY VIOLATIONS	2	8	6	300%	405	391	478	87	22%
SIGNAL VIOLATIONS	3	5	2	67%	197	80	123	43	54%
PED VIOLATIONS	0	2	2	200%	165	109	139	30	28%
OTHER HAZARDS	9	57	48	533%	2416	1581	1279	-302	-19%
DUI ARRESTS	1	14	13	1300%	224	190	147	-43	-23%
COMPLAINTS FILED	1	31	30	3000%	441	406	447	41	10%
ENFORCEMENT INDEX	1	4	3	300%	95	73	88	15	21%
PLACARD CITATIONS	0	0	0	0%	481	211	304	93	44%



BEVERLY HILLS POLICE DEPARTMENT - MAY 2020

MONTHLY REPORT

INVESTIGATION STATISTICS	MAY 2020
CASE ASSIGNED	332
CASES CLOSED/CLEARED	102
FELONY CASE FILING	11
MISDEMEANOR CASE FILING	43
CASE REJECTED BY DISTRICT ATTORNEY	20
PENDING FILING WITH DISTRICT ATTORNEY	10
PENDING DNA	0
ACTIVE CASES	1562

CRIME IMPACT TEAM STATISTICS	MAY 2020
CASES ASSIGNED	18
CASES CLOSED/CLEARED	58
FELONY CASE FILING	1
MISDEMEANOR CASE FILING	45
CASE REJECTED BY DISTRICT ATTORNEY	2
PENDING FILING WITH DISTRICT ATTORNEY	5
PENDING DNA	1
ACTIVE CASES	123

ONLINE POLICE REPORTING STATISTICS	MAY 2020
LOST PROPERTY	6
ANNOYING PHONE CALLS	3
GRAND THEFT	9
PETTY THEFT	12
VEHICLE THEFT	14
REPORT SUPPLEMENTS	2
VANDALISM	14
TOTAL	60

CRIME IMPACT TEAM STATISTICS (SELF-REPORTED)	
ARRESTS	12
HOURS TRAINING	360
HOURS IN COURT/CASE PREPARATION	200
ALCOHOL REGULATION COMPLIANCE	0
VICE OPERATIONS	0
TOBACCO OPERATIONS	0
HOURS ON SURVEILLANCE	1920

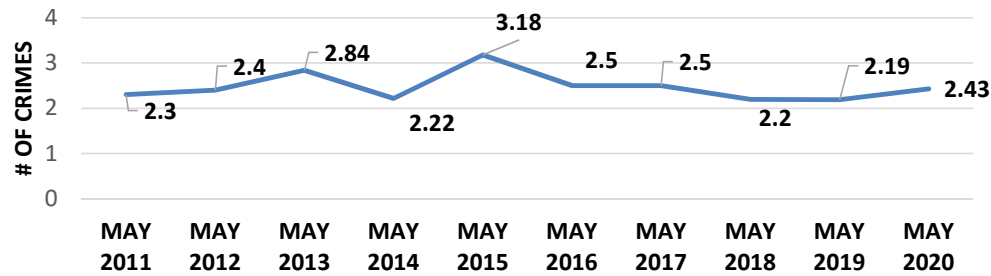
BHUSD STATISTICS MAY 2020				
	BEVERLY HILLS HIGH SCHOOL	BEVERLY VISTA	HAWTHORNE	HORACE MANN
OFFICER SCHOOL VISITS	1	6	2	1
COMMUNITY GENERATED CALLS FOR SERVICE	3	0	1	0
REPORTS TAKEN	1	0	0	0



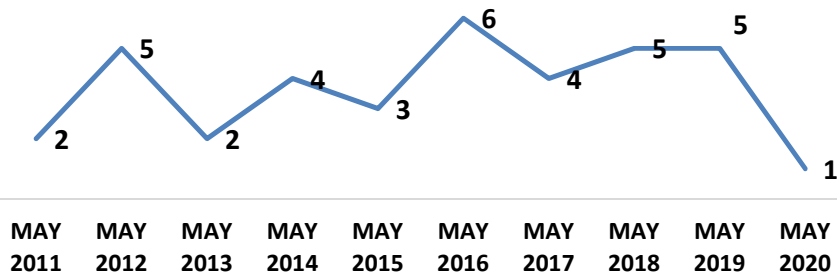
BEVERLY HILLS POLICE DEPARTMENT - MAY 2020

MONTHLY REPORT

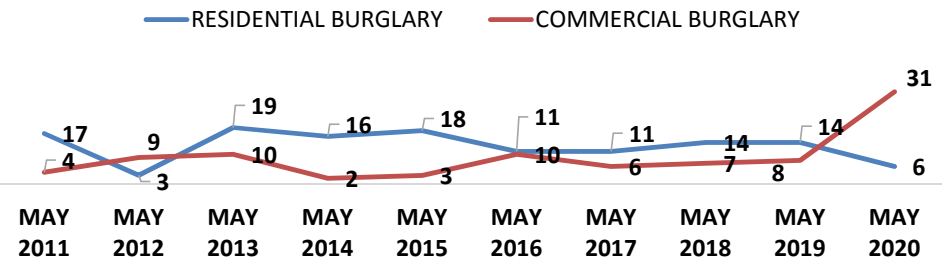
RESPONSE TIME
MAY 2011 - MAY 2020



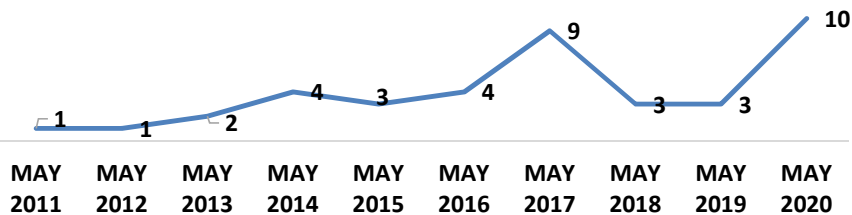
ROBBERY MAY 2011 - MAY 2020



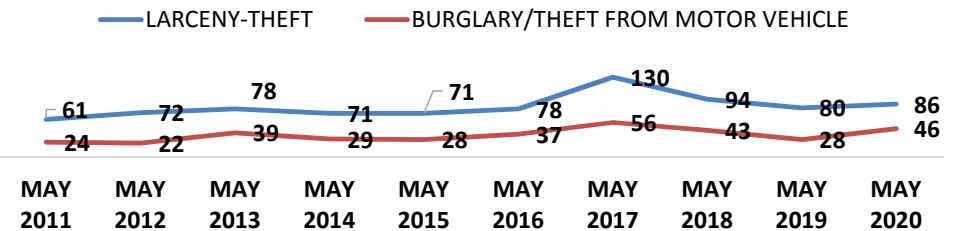
BURGLARY
MAY 2011 - MAY 2020



MOTOR VEHICLE THEFT
MAY 2011 - MAY 2020



LARCENY-THEFT
MAY 2011 - MAY 2020



Crime Category	Sub-Category	Description
ASSAULT	Assault – Aggravated	An assault with a weapon or with the intent to inflict severe or aggravated bodily injury.
	Assault – Simple	An assault with no intent and not resulting in severe or aggravated bodily injury.
	Assaults – Prior to Sept 2018	All aggravated and simple assaults (previously combined).
BURGLARY	Burglary – Commercial Building	Entry into a commercial business after business hours with the intent to commit theft
	Burglary – Construction Site	Any entry onto a construction site with intent to commit theft.
	Burglary – Residential (Accessed Garage Only)	Entry <u>limited</u> to a garage (subterranean, attached to residence, detached from residence) with intent to commit theft.
	Burglary – Residential (Home Occupied)	Entry into a residence with the intent to commit a theft or any felony while the residence is occupied at the time of the crime.
	Burglary – Residential (Common Area)	Entry <u>limited</u> to a common mail area or laundry room of a multi-family residence with the intent to commit mail theft or coin theft.
	Burglary – Residential (No One Home)	Entry into a residence with the intent to commit a theft or any felony when no one is home at the time of the crime.
DUI ARREST		The arrest of a person for driving while under the influence of any alcoholic beverage or drug.
HOMICIDE		The willful (non-negligent) killing of one human being by another.
MOTOR VEHICLE THEFT	Motor Vehicle Theft	The theft of a motor vehicle.
ROBBERY	Shoplift Robbery	A shoplifter uses force against store security to retain property stolen from the location.
	Robbery	The taking of anything of value from a person by force or threat of force or violence.
SEX CRIMES		Includes rape, sexual battery and sex registrant violations.
THEFT/LARCENY	Theft – Grand	Theft where the value of the property exceeds \$950, or is taken from a person, or a firearm of any value.
	Theft – Petty	Theft where the value of the property is less than \$950.
	Theft From Commercial Building	Theft (regardless of value) from a commercial business, building or office.
	Theft of Auto Parts	Theft, limited to auto parts, from the interior or exterior of a vehicle.
VANDALISM		The malicious destruction, damage or defacing (graffiti) of real or personal property of another.
VEHICLE BREAK-IN/THEFT	Theft – Grand (From Vehicle)	Entry into a motor vehicle, without force, where the property stolen exceeds \$950.
	Theft – Petty (From Vehicle)	Entry into a motor vehicle, without force, where the property stolen is less than \$950.
	Burglary – From a Motor Vehicle	Forced entry into a locked motor vehicle with the intent to commit theft.



BEVERLY HILLS POLICE DEPARTMENT MAY 2020

SUMMARY FOR MONTHLY REPORT

Crime Summary:

During the month of May, we had three (3) more violent crimes and forty-eight (48) more property crimes than April 2020. On May 30th and May 31st, we had a substantial increase in Commercial Burglaries due to the civil unrest and looting that took place throughout the city. Overall, total crime is still down **14%** year-to-date. Our response time to emergency calls for service was 2.43 minutes and we received 2,552 "911" calls; which, is 327 more than April 2020.

Significant Accomplishments:

-) We continued to be an integral part of our Emergency Operations Center (EOC) in response to the COVID-19 pandemic.
-) We sent out numerous Temporary Standard Operations Procedures to our department personnel regarding our COVID-19 protocols and response.
-) The Beverly Hills Police Department, through the EOC, has created a COVID-19 Hotline (310-550-4860) for community members. The Hotline is staffed Monday - Friday (9am – 6pm).
-) The Department temporarily pulled most of our resources (including Traffic and the Crime Impact Team) into Patrol and deployed a modified staffing schedule to better adapt to COVID-19 and keep our employees healthy; meanwhile, still providing the same level of service to our community served.
-) We have made significantly more arrests in May 2020 as compared to April 2020 and have also seen large traffic enforcement citation increases in May 2020 as compared to April 2020.

Crime Prevention:

-) Our Community Relations Unit posted a Community Public Service Announcement video on our department's YouTube channel and Nixle regarding our COVID-19 response (i.e., Face Coverings, Dispatchers Week, Donations to BHPD and Community Appreciation).

Detective Bureau:

-) Detective personnel continued to support the A&B shift schedule through the first half of May due to the COVID-19 pandemic.
-) On May 30th, Detective Personnel were recalled to the City as additional supporting law enforcement resources. They were required to quell the civil unrest and looting taking place throughout the city.
-) It should be noted a majority of the increases in commercial burglaries for the month of May was a direct result of the window smashes and looting throughout the business districts in the City on May 30th and May 31st stemming from the civil unrest and protests.

Geographical Policing:

-) During the month of May, officers focused their efforts on educating the public on how to comply with social distancing and the face covering ordinance.
-) With the combined efforts of the Geographical Policing Officers, City Attorney's Office and Code Enforcement, the nuisance complaints from 240 S Rodeo Dr have been reduced significantly.
-) Officers were redeployed to focus their efforts on the civil unrest and looting that took place throughout the city the last two days in May.

Traffic Deployments:

-) Motor officers continued to support the A&B shift schedule through the first half of May due to the COVID-19 pandemic.
-) On May 30th and May 31st, Motor Officers were reassigned to patrol to help quell the civil unrest and looting that took place throughout the city.