



Beverly Hills Police Department

Executive Summary - July 2023

Crime Summary

In July 2023, we saw a **1% increase** in offenses¹ compared to June 2023. Overall total offenses are up by **15% year-to-date**. We have had two hundred and thirty-seven crimes thus far in 2023 compared to 2022. Our response time to emergency calls for service is 2.29 minutes, and we received 3,959 community-generated calls for service.

Community Engagement

-) Our Community Relations Unit (CRU) coordinated the Junior Police Academy (JPA) from July 14-18, hosting 16 children. In collaboration with Community Services, the JPA is a summer camp program designed for children aged 10-12 years old, available to both City residents and non-residents. The camp offers a diverse range of activities, including a police station tour, K-9 Unit demonstrations, SWAT presentations, Traffic awareness, Defensive Tactics sessions, and insights into Crime Lab procedures. Stay updated by following us on [social media](#).
-) Sgt. Newman, in conjunction with the Traffic Bureau, organized a comprehensive two-day Standardized Field Sobriety Testing (SFST) training seminar. Additionally, Sgt. Newman conducted another session of the Oral Interview Preparatory Course, designed to assist aspiring police officers in their journey. To enroll in this complimentary course, please visit <https://beverlyhills.org/BHPDPrepCourse>.
-) CRU paid a visit to the General Pediatrics and Pediatric ICU at Cedars-Sinai Medical Center, offering patients a unique perspective on police operations and government service. The next visit to Cedars-Sinai is scheduled for late August.
-) Conducted security assessments and convened meetings to coordinate the preparation for BHPD's largest event of the year, National Night Out.
-) Filmed a [Virtual Ride-Along](#) exclusively on BHPD's Instagram stories featuring Sgt. Newman, who answered prepared questions from the public while conducting traffic stops in the City. The 20-part series received between 2,200 and 3,300 views for each story and positive feedback online and from the community.
-) Addressed a critical issue through social media by producing a [Public Service Announcement](#) (PSA) regarding the danger of leaving children and animals unattended in vehicles, particularly during the hot summer months. Highlighting a real-life incident in January 2021, a vigilant bystander alerted BHPD, leading to the timely rescue of a young child from a hot vehicle. Statistics from the National Highway Traffic Safety Administration reveal that approximately 40 children perish from heatstroke each year due to being left or trapped in cars. The PSA emphasized that in just 25 minutes, the temperature inside a car can surge to 100°F, even when the outside temperature is a mere 73°F. On the day of the incident, the vehicle's interior temperature was measured at 75°F. This social media post had an impressive response, amassing over 33,500 views with nearly 1,600 likes, and reached over 29,000 accounts.

¹ Tally of offense codes charged in crimes and arrests may have multiple offenses in any individual crime and arrest report.



Investigative Services Division

-) In May of 2022, a home-invasion robbery occurred in Beverly Hills. After a thorough investigation, several suspects were arrested, and warrants were issued for the outstanding suspects. On July 18th, 2023, Detectives responded to the Las Vegas Metropolitan Police Department jail where the last outstanding suspect of the robbery had been arrested. The suspect was extradited to the Los Angeles County jail where he remained in custody.
-) Over the span of several days, three separate thefts occurred in which the suspects used sleight-of-hand techniques to steal high-end jewelry from victims. Detectives were quickly able to identify a suspect vehicle and a search/arrest warrant was executed resulting in numerous pieces of evidence being recovered and one suspect being arrested.
-) During the month of July, two victims were robbed at gunpoint for their watches. With the assistance of LASD West Hollywood, the department's virtual patrol officers, and drone operators, the suspect vehicle was identified. Just a few hours after the robbery, the suspect vehicle was spotted back in the City of Beverly Hills. Patrol units stopped the vehicle and detained the occupants. Officers discovered two firearms and the originally stolen property from the victims. Ultimately, four suspects were arrested.
-) Officers responded to a stolen vehicle alert and detained the driver. During the stop, it was determined the vehicle was not stolen and the plates from a stolen vehicle had been placed on the driver's vehicle. During the investigation, the driver was found to be in possession of a smart card reader, multiple blank access cards, and unauthorized identification documents. Through investigative follow-up, detectives determined the driver was in possession of fraudulent vehicle registration documents. The case was presented to the Los Angeles County District Attorney's Office who charged the driver with PC 484i(c) – Making, possessing, or trafficking in incomplete access cards or card-making equipment and CVC 4463(a)(1) – Using a false registration card, license, license plate, permit, or evidence of vehicle ownership.
-) On July 11th, detectives took a suspect into custody in connection with the theft of five luxury vehicles which occurred in the City of Beverly Hills between September 2022 and June 2023. Following the arrest, a search warrant was served at the residence of the suspect and additional evidence linking him to the auto thefts was recovered. The Los Angeles District Attorney's Office filed several felony and misdemeanor charges including multiple counts of grand theft auto, receiving stolen property, and identity theft.

Traffic Bureau

-) In July 2023, Traffic Control Officers (TCOs) issued 6,249 parking citations, 315 signed citations, and 1,840 Photo Red Light citations.
-) A media release was sent out reminding the public to drink responsibly at their Fourth of July celebrations.
-) On July 14th, the Office of Traffic Safety funded primary crash factor enforcement day and DUI saturation patrol.
-) On July 20th and July 21st, the Traffic Bureau coordinated and instructed a Standardized Field Sobriety Testing course. This course was attended by two Beverly Hills Police Department officers and officers from seven outside agencies.



BEVERLY HILLS POLICE DEPARTMENT - MONTHLY REPORT

JULY 2023

PATROL/FIELD STATISTICS									
	JUNE 2023	JULY 2023	+/- CHANGE	% CHANGE		YTD 2021	YTD 2022	YTD 2023	+/- CHANGE % CHANGE
911 CALLS RECEIVED	3,006	2,821	-185	-6%		16,950	17,864	21,756	3,892 22%
RESPONSE TIME TO EMERGENCY CALLS	3.19	2.29	-0.90	-28.2%		2.36	2.05	2.56	0.51 25%
COMMUNITY GENERATED CALLS FOR SERVICE	3,958	3,959	1	0.0%		20,649	22,883	25,436	2,553 11%
NATIONAL INCIDENT-BASED REPORTING SYSTEM (NIBRS) - OFFENSES									
GROUP A - TOTAL						YTD 2021	YTD 2022	YTD 2023	+/- CHANGE % CHANGE
GRAND TOTAL	264	267	3	1%		1417	1553	1790	237 15%
GROUP A - PERSON OFFENSES						YTD 2021	YTD 2022	YTD 2023	+/- CHANGE % CHANGE
CRIMINAL HOMICIDE	0	0	0	0%		0	0	0	0 0%
RAPE/SEXUAL ASSAULTS	3	1	-2	-67%		17	13	29	16 123%
AGGRAVATED ASSAULT	6	7	1	17%		44	49	45	-4 -8%
SIMPLE ASSAULTS	20	16	-4	-20%		83	89	101	12 13%
KIDNAPPING	0	0	0	0%		4	0	1	1 100%
HUMAN TRAFFICKING	0	0	0	0%		0	0	0	0 0%
VIOLENT OFFENSES TOTAL	29	24	-5	-17%		148	151	176	25 17%
GROUP A - PROPERTY OFFENSES						YTD 2021	YTD 2022	YTD 2023	+/- CHANGE % CHANGE
ROBBERY	6	4	-2	-33%		27	34	34	0 0%
COMMERCIAL ROBBERY ¹	2	1	-1	-50%		2	8	9	1 13%
ALL OTHERS	4	3	-1	-25%		25	26	25	-1 -4%
BURGLARY	33	25	-8	-24%		157	169	188	19 11%
RESIDENTIAL	16	7	-9	-56%		90	94	91	-3 -3%
Breach to Inhabited Dwelling (Residential)	8	5	-3	-38%		46	49	58	9 18%
COMMERCIAL	17	18	1	6%		67	75	97	22 29%
Breach to premise after-hours (Commercial)	4	7	3	75%		40	21	35	14 67%
LARCENY (THEFT) ²	85	105	20	24%		476	535	685	150 28%
PETTY THEFT (Below \$950 loss)	27	31	4	15%		171	199	210	11 6%
GRAND THEFT (Above \$950 loss)	38	38	0	0%		136	175	276	101 58%
AUTO BURGLARY/THEFT FROM MOTOR VEHICLE	20	36	16	80%		169	161	199	38 24%
MOTOR VEHICLE THEFT	12	10	-2	-17%		66	58	71	13 22%
VANDALISM	21	13	-8	-38%		109	151	174	23 15%
FINANCIAL CRIMES	25	38	13	52%		207	221	172	-49 -22%
STOLEN PROPERTY	15	18	3	20%		39	31	47	16 52%
PROPERTY OFFENSES TOTAL	197	213	16	8%		1,081	1,199	1,371	172 14%
The blue rows above are derived values from the "RESIDENTIAL" & "COMMERCIAL" grey rows and are not intended for summation purposes.									
GROUP A - SOCIETY OFFENSES						YTD 2021	YTD 2022	YTD 2023	+/- CHANGE % CHANGE
WEAPONS LAW VIOLATIONS	7	6	-1	-14%		40	39	58	19 49%
DRUG NARCOTICS	31	24	-7	-23%		146	163	185	22 13%
PORNOGRAPHY	0	0	0	0%		1	1	0	-1 0%
PROSTITUTION	0	0	0	0%		1	0	0	0 0%
GAMBLING	0	0	0	0%		0	0	0	0 0%
ANIMAL CRUELTY	0	0	0	0%		0	0	0	0 0%
SOCIETY OFFENSES TOTAL	38	30	-8	-21%		188	203	243	40 20%

The Beverly Hills Police Department complies with FBI data reporting standards

¹Commercial Robbery is a shoplifter that uses force or fear to escape a store after the taking of property. ²Larceny-theft is the unlawful taking, carrying, leading, or riding away of property from the possession or constructive possession of another. *N/C = Not Calculable *Numbers/percentages in red font indicate an increase. See NIBRS offenses definitions on pages 6 and 7.



BEVERLY HILLS POLICE DEPARTMENT - JULY 2023

ARREST STATISTICAL REPORT

ARREST STATISTICS	JUNE 2023	JULY 2023	+/- CHANGE	% CHANGE		YTD 2021	YTD 2022	YTD 2023	+/- CHANGE	% CHANGE
CRIMINAL HOMICIDE	0	0	0	0%		0	0	0	0	0%
RAPE	0	0	0	0%		1	1	0	-1	-100%
ROBBERY	3	5	2	67%		30	34	20	-14	-41%
AGGRAVATED ASSAULT	6	1	-5	-83%		32	41	19	-22	-54%
TOTAL VIOLENT ARRESTS	9	6	-3	-33%		63	76	39	-37	-49%
LARCENY (THEFT) ²	22	18	-4	-18%		92	89	102	13	15%
BURGLARY	8	9	1	13%		57	38	54	16	42%
MOTOR VEHICLE THEFT	8	7	-1	-13%		46	35	50	15	43%
TOTAL PROPERTY ARRESTS	38	34	-4	-11%		194	162	206	44	27%
OTHER ARRESTS ³ (SEE TABLE BELOW FOR TOP 5)	74	78	4	5%		484	608	539	-69	-11%
TOTAL ALL ARRESTS	121	118	-3	-2%		742	846	784	-62	-7%

TOP 5 OTHER ARRESTS ³	JULY 2023
POSSESSION OF DRUG PARAPHERNALIA	8
OUTSIDE FELONY WARRANT	6
PUBLIC INTOXICATION	6
POSSESSION OF METH/ETC	3
TRESPASS:OCCUPY PROPERTY	3

²Larceny-theft is the unlawful taking, carrying, leading, or riding away of property from the possession or constructive possession of another. ³Other Arrests are collected from a variety of arrest charges which can include but are not limited to: Simple Assaults, Forgery/Counterfeiting, Embezzlement/Fraud, Receiving Stolen Property, Weapon Violations, Prostitution, Sex Crimes, Crimes Against Family/Child, Narcotic Drug Laws, Drunkenness, Disturbing the Peace, Disorderly Conduct, and DUI. ⁴A clearance is defined by the FBI as either an Arrest or an Exceptional Clearance AND the arrestee was charged with an offense by the court OR a juvenile offender is cited to juvenile court. *N/C = Not Calculable

*Numbers/percentages in red font indicate an increase. *Tally of offense codes charged in crimes and arrests may have multiple offenses in any individual crime and arrest report. *For more information on the crime categories under Crime Statistics and Arrest Statistics, reference page 5 and 6.



BEVERLY HILLS POLICE DEPARTMENT - JULY 2023

TRAFFIC STATISTICAL REPORT

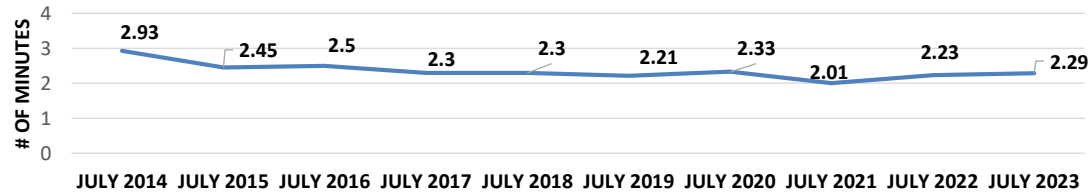
COLLISIONS STATISTICS									
	JUNE 2023	JULY 2023	+/- CHANGE	% CHANGE	YTD 2021	YTD 2022	YTD 2023	+/- CHANGE	% CHANGE
PROPERTY DAMAGE	20	23	3	15%	40	47	153	106	226%
HIT & RUN	17	11	-6	-35%	37	61	96	35	57%
INJURY	48	28	-20	-42%	104	196	259	63	32%
AUTO	35	25	-10	-29%	64	148	199	51	34%
BICYCLIST	3	0	-3	-100%	11	12	11	-1	-8%
MOTORCYCLIST	5	0	-5	-100%	5	7	19	12	171%
PEDESTRIAN	4	3	-1	-25%	13	26	27	1	4%
OTHER	0	0	0	0%	11	3	3	0	0%
FATAL	0	0	0	0%	3	0	0	0	0%
AUTO	0	0	0	0%	0	0	0	0	0%
BICYCLIST	0	0	0	0%	1	0	0	0	0%
MOTORCYCLIST	0	0	0	0%	0	0	0	0	0%
PEDESTRIAN	0	0	0	0%	2	0	0	0	0%
OTHER	0	0	0	0%	0	0	0	0	0%
DUI	7	4	-3	-43%	10	12	37	25	208%

ENFORCEMENT STATISTICS									
	JUNE 2023	JULY 2023	+/- CHANGE	% CHANGE	YTD 2021	YTD 2022	YTD 2023	+/- CHANGE	% CHANGE
PARKING CITATIONS	6322	6257	-65	-1%	38,699	50,521	37,615	-12906	-26%
POLICE	14	8	-6	-43%	70	132	53	-79	-60%
TRAFFIC CONTROL	6308	6249	-59	-1%	38,629	50,389	37,562	-12827	-25%
WARNINGS	246	283	37	15%	N/A	170	3201	3031	1783%
SIGNED CITATIONS	493	505	12	2%	2383	3456	3072	-384	-11%
PATROL	185	190	5	3%	699	1251	1094	-157	-13%
TRAFFIC CONTROL OFFICERS (NON-SWORN)	308	315	7	2%	1684	2205	1978	-227	-10%
WARNINGS	290	342	52	18%	N/A	2529	1844	-685	-27%
RED LIGHT PHOTO CITATIONS									
21453(a) VC	1764	1840	76	4%	3520	11072	11573	501	5%
CELL PHONE CITATIONS									
23123(a) VC	65	86	21	32%	341	218	435	217	100%
SPEED VIOLATIONS	51	39	-12	-24%	302	455	235	-220	-48%
RIGHT OF WAY VIOLATIONS	202	131	-71	-35%	276	589	783	194	33%
SIGNAL VIOLATIONS	7	7	0	0%	58	108	49	-59	-55%
PED VIOLATIONS	1	0	-1	-100%	36	57	6	-51	-89%
MODIFIED EXHAUST	1	2	1	100%	N/A	41	9	-32	-78%
OTHER HAZARDS	114	113	-1	-1%	330	640	687	47	7%
DUI ARRESTS	6	5	-1	-17%	24	83	69	-14	-17%
ENFORCEMENT INDEX	12	13	1	8%	52	156	65	-91	-58%
HANDICAP PLACARD CITATIONS	72	206	134	186%	173	211	491	280	133%

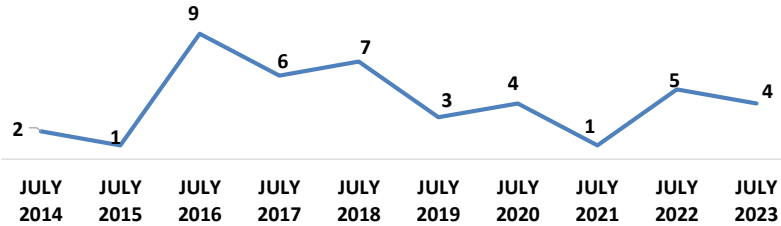


BEVERLY HILLS POLICE DEPARTMENT - JULY 2023 MONTHLY COMPARISON

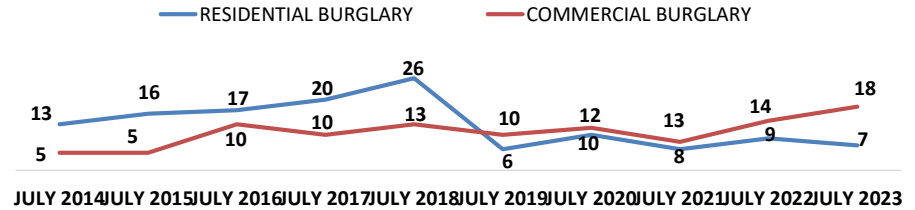
RESPONSE TIME
JULY 2014 - JULY 2023



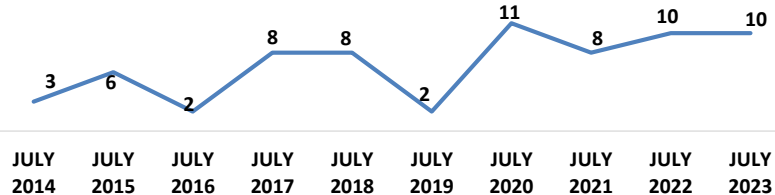
ROBBERY
JULY 2014 - JULY 2023



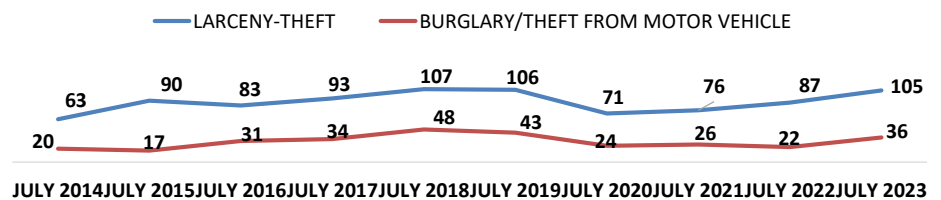
BURGLARY
JULY 2014 - JULY 2023



MOTOR VEHICLE THEFT
JULY 2014 - JULY 2023



LARCENY-THEFT
JULY 2014 - JULY 2023



NIBRS Offense Definitions

Crime Category	Sub-Category	NIBRS OFFENSE CODE	Description
ANIMAL CRUELTY	Animal Cruelty	720	Intentionally, knowingly, or recklessly taking an action that mistreats or kills any animal without just cause, such as torturing, tormenting, mutilation, maiming, poisoning, or abandonment. Included are instances of duty to provide care, e.g., shelter, food, water, care if sick or injured; transporting or confining an animal in a manner likely to cause injury or death; causing an animal to fight with another; inflicting excessive or repeated unnecessary pain or suffering, e.g., uses objects to beat or torture an animal
ASSAULT	Assault – Aggravated	13A	An assault with a weapon or with the intent to inflict severe or aggravated bodily injury.
	Assault – Simple	13B	An assault with no intent and not resulting in severe or aggravated bodily injury.
	Assaults – Prior to Sept 2018	13C	All aggravated and simple assaults (previously combined).
BURGLARY	Burglary – Commercial Building	220	Entry into a commercial business after business hours with the intent to commit theft
	Burglary – Construction Site	220	Any entry onto a construction site with intent to commit theft.
	Burglary – Residential (Accessed Garage Only)	220	Entry <u>limited</u> to a garage (subterranean, attached to residence, detached from residence) with intent to commit theft.
	Burglary – Residential (Home Occupied)	220	Entry into a residence with the intent to commit a theft or any felony while the residence is occupied at the time of the crime.
	Burglary – Residential (Common Area)	220	Entry <u>limited</u> to a common mail area or laundry room of a multi-family residence with the intent to commit mail theft or coin theft.
	Burglary – Residential (No One Home)	220	Entry into a residence with the intent to commit a theft or any felony when no one is home at the time of the crime.
DRUG/NARCOTICS	Drug/Narcotic Violations	35A	The violation of laws prohibiting the production, distribution, and/or use of certain controlled substances and the equipment or devices utilized in their preparation and/or use
FINANCIAL CRIMES	EMBEZZLEMENT	270	The unlawful misappropriation by an offender to his/her own use or purpose of money, property, or some other thing of value entrusted to his/her care, custody, or control
	ESPIONAGE	103	The act of obtaining, delivering, transmitting, communicating, or receiving national security or national defense information with an intent, or reason to believe, that the information may be used to the injury of the United States or to the advantage of any foreign nation.
	EXTORTION/BLACKMAIL	210	To unlawfully obtain money, property, or any other thing of value, either tangible or intangible, through the use or threat of force, misuse of authority, threat of criminal prosecution, threat of destruction of reputation or social standing, or through other coercive means
	FRAUD OFFENSES	26A, 26B, 26C, 26D, 26E, 26F, 26G, 26H	(Except Counterfeiting/Forgery and Bad Checks) The intentional perversion of the truth for the purpose of inducing another person, or other entity, in reliance upon it to part with something of value or to surrender a legal right

Crime Category	Sub-Category	NIBRS OFFENSE CODE	Description
GAMBLING		39A, 39B, 39C, 39D	To unlawfully bet or wager money or something else of value; assist, promote, or operate a game of chance for money or some other stake; possess or transmit wagering information; manufacture, sell, purchase, possess, or transport gambling equipment, devices or goods; or tamper with the outcome of a sporting event or contest to gain a gambling advantage
HOMICIDE		09A	The willful (non-negligent) killing of one human being by another.
MOTOR VEHICLE THEFT	Motor Vehicle Theft	240	The theft of a motor vehicle.
ROBBERY	Shoplift Robbery	120	A shoplifter uses force against store security to retain property stolen from the location.
	Robbery	120	The taking of anything of value from a person by force or threat of force or violence.
PORNOGRAPHY		370	The violation of laws or ordinances prohibiting the manufacture, publishing, sale, purchase, or possession of sexually explicit material, e.g., literature, photographs, etc
PROSTITUTION		40A, 40B, 40C	To unlawfully engage in or promote sexual activities for anything of value
SEX CRIMES		11A, 11B, 11C, 11D	Includes rape, sexual battery and sex registrant violations.
THEFT/LARCENY	Pocket-picking	23A	Theft where the value of the property exceeds \$950, or is taken from a person, or a firearm of any value.
	Purse-snatching	23B	Theft where the value of the property is less than \$950.
	Shoplifting	23C	The theft, by someone other than an employee of the victim, of goods or merchandise exposed for sale
	Theft From Commercial Building	23D	Theft (regardless of value) from a commercial business, building or office.
	Theft from Coin-Operated Machine or Device	23E	A theft from a machine or device which is operated or activated by the use of coins
	Theft of Auto Parts	23G	Theft, limited to auto parts, from the interior or exterior of a vehicle.
	Theft from Motor Vehicle	23F	The theft of articles from a motor vehicle, whether locked or unlocked
	All Other Larceny	23H	All thefts which do not fit any of the definitions of the specific. subcategories of Larceny/Theft listed above
WEAPONS LAW VIOLATIONS	Weapon Law Violations	520	The violation of laws or ordinances prohibiting the manufacture, sale, purchase, transportation, possession, concealment, or use of firearms, cutting instruments, explosives, incendiary devices, or other deadly weapons
VANDALISM		290	The malicious destruction, damage or defacing (graffiti) of real or personal property of another.