



BEVERLY HILLS POLICE DEPARTMENT

EXECUTIVE SUMMARY

NOVEMBER 2020

Crime Summary:

During November, we saw five more Violent Crimes (**83%**) and three less Property Crimes (-3%) compared to October 2020. Overall, total crime remains down at **-23%** year-to-date. In November, our response time to emergency calls for service was 2.50 minutes. We received 2,183 911 calls; 504 fewer than October 2020.

Significant Accomplishments:

-) Our City leadership team planned for over 10 weeks and implemented a comprehensive safety and security plan for Election Week. This included a maximum deployment of BHPD personnel), outside law enforcement assistance from the Santa Paula Police Department's SWAT Team and a public/private partnership with 80 armed private security guards.
-) The EOC was activated for Election Week
-) We continued to staff and monitor a recurring protest on Saturdays at the Beverly Gardens Park.
-) Motor Vehicle Theft arrests are up **225%**.

Crime Prevention:

-) Our Community Relations Unit (CRU) continues to work on the "Just in Case, BH" committee.
-) The Beverly Hills Police Department's CRU has successfully implemented the Neighbors by Ring Application to connect with residents and improve the safety of the Beverly Hills' Community.

Detective Bureau:

-) Detectives identified and arrested a suspect following the Café Istanbul hate crime which occurred in the 300 block of S. Beverly Dr. The FBI and Beverly Hills' Detectives are continuing to investigate this crime and following up on additional involved suspects.
-) An armed robbery occurred in the area of Canon Dr. and Brighton Way. Officers were later alerted to a wanted vehicle, which was ultimately stopped and its driver arrested. The investigation into the crime and the development of additional suspects is still continuing.
-) A suspect from the May 2020 riots and looting was identified and arrested.
-) All detective personnel were subject to the tactical alert issued department wide beginning on October 31st and lasting through November 14th. Detective personnel assisted with election related protests and rallies during this time.

Geographical Policing:

-) Our Geographical Policing (GP) Officers have an ongoing security collaboration with businesses during this holiday season.
-) The GP officers continue to collaborate with private security contractors on developing an integrated public safety model that adds another layer of security and protection for the residents and business community.
-) Using department resources to address crime hot spots in the City such as the deployment of our mobile CCTV trailers, the use of our plain clothes detectives in our Crime Impact Team and the implementation of high visibility patrols with our security contractors.

Traffic Deployments:

-) Motor Officers have continued their enforcement efforts in areas where traffic collisions are prevalent. This has resulted in a significant decrease in vehicle collisions to include injury collisions (no fatal collisions thus far in 2020). They have also focused on parking enforcement, which led to an 82% increase of parking citations year-to-date.



BEVERLY HILLS POLICE DEPARTMENT - NOVEMBER 2020

MONTHLY REPORT

PATROL/FIELD STATISTICS	OCT 2020	NOV 2020	+/- CHANGE	% CHANGE	ROLLING 24 MONTHS (DEC 17- NOV 18)	ROLLING 12 MONTHS (DEC 18- NOV 19)	DEC 19 - NOV 20	+/- CHANGE	% CHANGE
911 CALLS RECEIVED	2,687	2,183	-504	-19%	33,148	37,191	34,594	-2,597	-7%
TEXT TO 911 CALLS	0	2	2	200%	13	9	13	4	44%
RESPONSE TIME TO EMERGENCY CALLS	1.53	2.50	1.0	63%	2.27	2.37	2.41	0.04	2%
COMMUNITY GENERATED CALLS FOR SERVICE	2,169	1,968	-201	-9%	28,109	28,148	27,343	-805	-3%
OVERALL CRIME STATISTICS	OCT 2020	NOV 2020	+/- CHANGE	% CHANGE	ROLLING 24 MONTHS (DEC 17- NOV 18)	ROLLING 12 MONTHS (DEC 18- NOV 19)	DEC 19 - NOV 20	+/- CHANGE	% CHANGE
CRIMINAL HOMICIDE	0	0	0	0%	0	0	1	1	100%
RAPE	0	0	0	0%	15	6	6	0	0%
AGGRAVATED ASSAULT	5	8	3	60%	48	45	58	13	29%
ROBBERY	1	3	2	200%	42	50	45	-5	-10%
COMMERCIAL ROBBERY ¹	0	0	0	0%	11	9	10	1	11%
ALL OTHERS	1	3	2	200%	31	41	33	-8	-20%
TOTAL VIOLENT CRIMES	6	11	5	83%	105	101	110	9	9%
BURGLARY	15	27	12	80%	416	254	262	8	3%
RESIDENTIAL	12	20	8	67%	291	140	124	-16	-11%
Breach to Inhabited Dwelling	5	13	8	160%	203	102	67	-35	-34%
COMMERCIAL	3	7	4	133%	125	114	138	24	21%
Breach to premise after-hours	3	6	3	100%	64	54	123	69	128%
LARCENY (THEFT) ²	81	63	-18	-22%	1,283	1,193	918	-275	-23%
PETTY THEFT (Below \$950 loss)	26	27	1	4%	352	289	280	-9	-3%
GRAND THEFT (Above \$950 loss)	32	20	-12	-38%	332	282	299	17	6%
BURGLARY/THEFT FROM MOTOR VEHICLE	23	16	-7	-30%	515	490	314	-176	-36%
MOTOR VEHICLE THEFT	6	9	3	50%	73	45	84	39	87%
TOTAL PROPERTY CRIMES	102	99	-3	-3%	1,772	1,492	1,264	-228	-15%
TOTAL CRIMES	108	110	2	2%	1,877	1,791	1,374	-417	-23%

The blue rows are derived values and not separate ones for summation purposes.

¹Commercial Robbery is a shoplifter that uses force or fear to escape a store after the taking of the property. ²Larceny-theft is the unlawful taking, carrying, leading, or riding away of property from the possession or constructive possession of another.

*N/C = Not Calculable

*Numbers/percentages in **red font** indicate an increase.

*A rolling period of time is one that "rolls" with what the current date is (e.g. a 12 month rolling average refers to the 12 months immediately prior to the timeframe being reported).

*For more information on the crime categories under Crime Statistics and Arrest Statistics, reference page 6.



BEVERLY HILLS POLICE DEPARTMENT - NOVEMBER 2020

MONTHLY REPORT

ARREST STATISTICS	OCT 2020	NOV 2020	+/- CHANGE	% CHANGE	ROLLING 24 MONTHS (DEC 17- NOV 18)	ROLLING 12 MONTHS (DEC 18- NOV 19)	DEC 19 - NOV 20	+/- CHANGE	% CHANGE
CRIMINAL HOMICIDE	0	0	0	0%	3	0	0	0	0%
RAPE	0	0	0	0%	4	0	2	2	200%
ROBBERY	0	1	1	100%	21	33	30	-3	-9%
AGGRAVATED ASSAULT	4	5	1	25%	51	30	46	16	53%
TOTAL VIOLENT ARRESTS	4	6	2	50%	79	63	78	15	24%
LARCENY (THEFT) ²	10	13	3	30%	177	218	202	-16	-7%
BURGLARY	4	2	-2	-50%	94	84	76	-8	-10%
MOTOR VEHICLE THEFT	4	13	9	225%	62	70	89	19	27%
TOTAL PROPERTY ARRESTS	18	28	10	56%	333	372	367	-5	-1%
OTHER ARRESTS ³ (SEE TABLE BELOW FOR TOP 5)	82	72	-10	-12%	1,461	1,562	1,309	-253	-16%
TOTAL ALL ARRESTS	104	106	2	2%	1,873	1,997	1,754	-243	-12%

TOP 5 OTHER ARRESTS ³	NOV 2020
ASSAULT AND BATTERY	8
POSSESSION OF CONTROLLED SUBSTANCE	6
SHOPLIFTING	5
DRUG PARAPHERNALIA	5
PUBLIC INTOXICATION	4

¹Larceny-theft is the unlawful taking, carrying, leading, or riding away of property from the possession or constructive possession of another.

³Other Arrests are collected from a variety of arrest charges which can include but are not limited to: Simple Assaults, Forgery/Counterfeiting, Embezzlement/Fraud, Receiving Stolen Property, Weapon Violations, Prostitution, Sex Crimes, Crimes Against Family/Child, Narcotic Drug Laws, Drunkenness, Disturbing the Peace, Disorderly Conduct, and DUI.

⁴A clearance is defined by the FBI as either an Arrest or an Exceptional Clearance AND the arrestee was charged with an offense by the court OR a juvenile offender is cited to juvenile court.

*N/C = Not Calculable

*Numbers/percentages in **red font** indicate an increase.

*A rolling period of time is one that "rolls" with what the current date is (e.g. a 12 month rolling average refers to the 12 months immediately prior to the timeframe being reported).

*For more information on the crime categories under Crime Statistics and Arrest Statistics, reference page 6.



BEVERLY HILLS POLICE DEPARTMENT - NOVEMBER 2020

MONTHLY REPORT

INVESTIGATION STATISTICS	NOV 2020
CASE ASSIGNED	145
CASES CLOSED/CLEARED	81
FELONY CASE FILING	7
MISDEMEANOR CASE FILING	22
CASE REJECTED BY DISTRICT ATTORNEY	2
PENDING FILING WITH DISTRICT ATTORNEY	9
PENDING DNA	0
ACTIVE CASES	1898

CRIME IMPACT TEAM STATISTICS	NOV 2020
CASES ASSIGNED	13
CASES CLOSED/CLEARED	11
FELONY CASE FILING	0
MISDEMEANOR CASE FILING	10
CASE REJECTED BY DISTRICT ATTORNEY	0
PENDING FILING WITH DISTRICT ATTORNEY	1
PENDING DNA	0
ACTIVE CASES	173

ONLINE POLICE REPORTING STATISTICS	NOV 2020
LOST PROPERTY	5
HARASSING PHONE CALLS	1
GRAND THEFT	9
PETTY THEFT	10
THEFT FROM VEHICLE	4
VANDALISM	4
TOTAL	33

CRIME IMPACT TEAM STATISTICS (SELF-REPORTED)	
ARRESTS	5
INVESTIGATED HOURS	140
HOURS TRAINING	10
HOURS IN COURT/CASE PREPARATION	0
ALCOHOL REGULATION COMPLIANCE	0
VICE OPERATIONS	0
TOBACCO OPERATIONS	0
HOURS ON SURVEILLANCE	400

BHUSD STATISTICS NOVEMBER 2020				
	BEVERLY HILLS HIGH SCHOOL	BEVERLY VISTA	HAWTHORNE	HORACE MANN
OFFICER SCHOOL VISITS	0	0	0	1
COMMUNITY GENERATED CALLS FOR SERVICE	3	2	0	3
REPORTS TAKEN	1	0	0	1



BEVERLY HILLS POLICE DEPARTMENT - NOVEMBER 2020

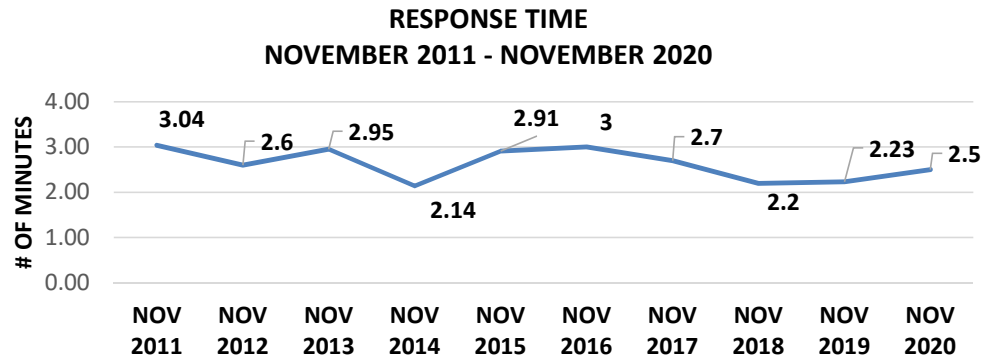
MONTHLY REPORT

COLLISIONS STATISTICS	OCT 2020	NOV 2020	+/- CHANGE	% CHANGE	ROLLING	ROLLING	DEC 19 - NOV 20	+/- CHANGE	% CHANGE
					24 MONTHS (DEC 17- NOV 18)	12 MONTHS (DEC 18- NOV 19)			
PROPERTY DAMAGE	7	9	2	29%	205	224	135	-89	-40%
HIT & RUN	2	8	6	300%	111	118	82	-36	-31%
INJURY	23	20	-3	-13%	421	452	312	-140	-31%
AUTO	13	14	1	8%	324	334	194	-140	-42%
BICYCLIST	3	2	-1	-33%	20	33	22	-11	-33%
MOTORCYCLIST	1	0	-1	-100%	21	19	15	-4	-21%
PEDESTRIAN	2	2	0	0%	34	39	30	-9	-23%
OTHER	4	2	-2	-50%	22	27	48	21	78%
FATAL	0	0	0	0%	2	2	0	-2	-100%
AUTO	0	0	0	0%	2	1	0	-1	-100%
BICYCLIST	0	0	0	0%	0	0	0	0	0%
MOTORCYCLIST	0	0	0	0%	0	1	0	-1	-100%
PEDESTRIAN	0	0	0	0%	0	1	0	-1	100%
OTHER	0	0	0	0%	0	0	0	0	0%
DUI	2	1	-1	-50%	45	34	26	-8	-24%
ENFORCEMENT STATISTICS	OCT 2020	NOV 2020	+/- CHANGE	% CHANGE	ROLLING	ROLLING	DEC 19 - NOV 20	+/- CHANGE	% CHANGE
					24 MONTHS (DEC 17- NOV 18)	12 MONTHS (DEC 18- NOV 19)			
PARKING CITATIONS	5121	4925	-196	-4%	90262	69408	68616	-792	-1%
POLICE	29	18	-11	-38%	501	345	629	284	82%
TRAFFIC CONTROL	5092	4907	-185	-4%	89761	69063	67987	-1076	-2%
SIGNED CITATIONS	299	277	-22	-7%	6191	7039	4323	-2716	-39%
PATROL	112	85	-27	-24%	3131	3594	2015	-1579	-44%
TRAFFIC CONTROL	187	192	5	3%	3060	3445	2308	-1137	-33%
RED LIGHT PHOTO CITATIONS									
21453(a) VC	1389	1075	-314	-23%	16127	18507	14537	-3970	-21%
CELL PHONE CITATIONS									
23123(a) VC	12	18	6	50%	165	296	275	-21	-7%
SPEED VIOLATIONS	13	6	-7	-54%	291	536	594	58	11%
RIGHT OF WAY VIOLATIONS	25	30	5	20%	405	475	289	-186	-39%
SIGNAL VIOLATIONS	14	12	-2	-14%	122	98	135	37	38%
PED VIOLATIONS	2	7	5	200%	130	158	87	-71	-45%
OTHER HAZARDS	98	65	-33	-34%	1915	1348	1257	-91	-7%
DUI ARRESTS	5	7	2	40%	222	169	111	-58	-34%
COMPLAINTS FILED	27	21	-6	-22%	409	483	353	-130	-27%
ENFORCEMENT INDEX	7	7	0	0%	89	79	94	15	19%
PLACARD CITATIONS	7	10	3	43%	328	294	164	-130	-44%

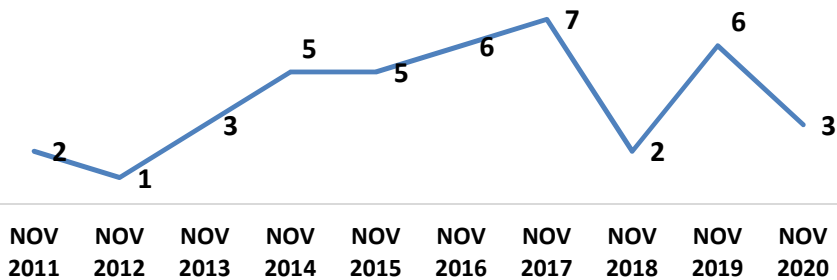


BEVERLY HILLS POLICE DEPARTMENT - NOVEMBER 2020

MONTHLY REPORT

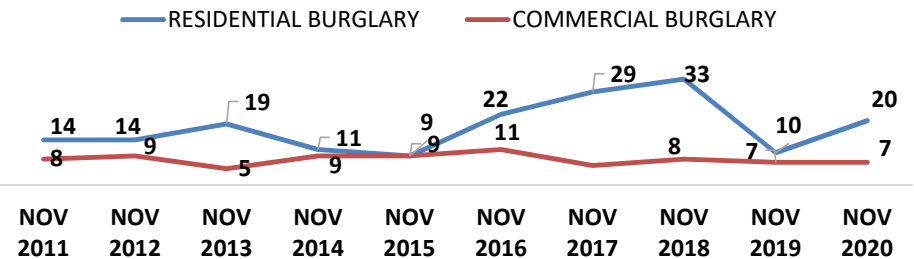


ROBBERY NOVEMBER 2011 - NOVEMBER 2020



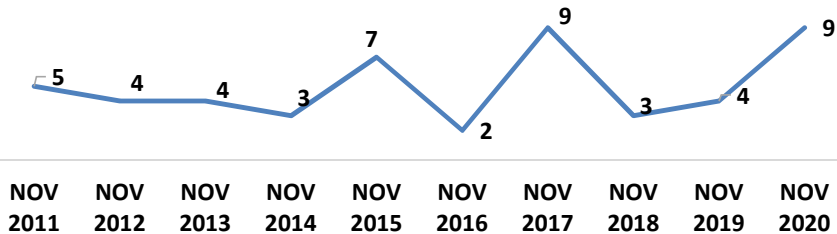
BURGLARY

NOVEMBER 2011 - NOVEMBER 2020



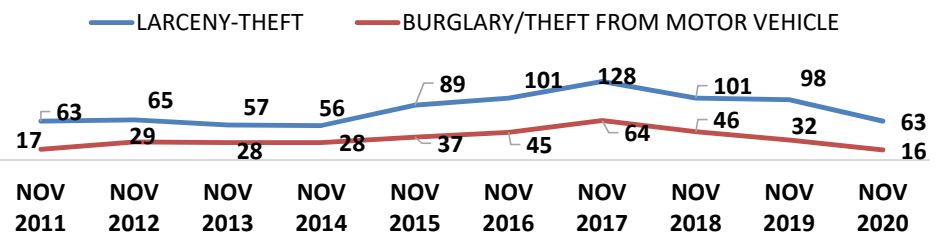
MOTOR VEHICLE THEFT

NOVEMBER 2011 - NOVEMBER 2020



LARCENY-THEFT

NOVEMBER 2011 - NOVEMBER 2020



Crime Category	Sub-Category	Description
ASSAULT	Assault – Aggravated	An assault with a weapon or with the intent to inflict severe or aggravated bodily injury.
	Assault – Simple	An assault with no intent and not resulting in severe or aggravated bodily injury.
	Assaults – Prior to Sept 2018	All aggravated and simple assaults (previously combined).
BURGLARY	Burglary – Commercial Building	Entry into a commercial business after business hours with the intent to commit theft
	Burglary – Construction Site	Any entry onto a construction site with intent to commit theft.
	Burglary – Residential (Accessed Garage Only)	Entry <u>limited</u> to a garage (subterranean, attached to residence, detached from residence) with intent to commit theft.
	Burglary – Residential (Home Occupied)	Entry into a residence with the intent to commit a theft or any felony while the residence is occupied at the time of the crime.
	Burglary – Residential (Common Area)	Entry <u>limited</u> to a common mail area or laundry room of a multi-family residence with the intent to commit mail theft or coin theft.
	Burglary – Residential (No One Home)	Entry into a residence with the intent to commit a theft or any felony when no one is home at the time of the crime.
DUI ARREST		The arrest of a person for driving while under the influence of any alcoholic beverage or drug.
HOMICIDE		The willful (non-negligent) killing of one human being by another.
MOTOR VEHICLE THEFT	Motor Vehicle Theft	The theft of a motor vehicle.
ROBBERY	Shoplift Robbery	A shoplifter uses force against store security to retain property stolen from the location.
	Robbery	The taking of anything of value from a person by force or threat of force or violence.
SEX CRIMES		Includes rape, sexual battery and sex registrant violations.
THEFT/LARCENY	Theft – Grand	Theft where the value of the property exceeds \$950, or is taken from a person, or a firearm of any value.
	Theft – Petty	Theft where the value of the property is less than \$950.
	Theft From Commercial Building	Theft (regardless of value) from a commercial business, building or office.
	Theft of Auto Parts	Theft, limited to auto parts, from the interior or exterior of a vehicle.
VANDALISM		The malicious destruction, damage or defacing (graffiti) of real or personal property of another.
VEHICLE BREAK-IN/THEFT	Theft – Grand (From Vehicle)	Entry into a motor vehicle, without force, where the property stolen exceeds \$950.
	Theft – Petty (From Vehicle)	Entry into a motor vehicle, without force, where the property stolen is less than \$950.
	Burglary – From a Motor Vehicle	Forced entry into a locked motor vehicle with the intent to commit theft.