



BEVERLY HILLS POLICE DEPARTMENT

EXECUTIVE SUMMARY

DECEMBER 2020

Crime Summary:

During December, we saw a decrease in overall violent crime **(-9%)** compared to November 2020. We did see a significant increase in overall theft **(+39%)**. Overall, total crime remains down at **-14%** year-to-date. In December, our response time to emergency calls for service was lowered to 2.29 minutes. We received 2,129 "911" calls during December 2020. This was 54 less than November 2020.

Significant Accomplishments:

-) Robbery arrests are up **300%** and Burglary arrests are up **400%**.

Crime Prevention:

-) Our Community Relations Unit (CRU) continues to work on the "Just in Case, BH" committee.
-) Our CRU presented to the Human Relations Commission, Health & Safety Commission and the Rodeo Drive Committee.

Detective Bureau:

-) Detectives worked on several robbery cases throughout the month of December.
-) On December 3rd, Detectives successfully filed a felony case for carjacking with the Los Angeles County District Attorney's office.
-) Three related robberies occurred during late December at Yves Saint Laurent (400 block of N Rodeo Drive) and Fendi (200 Block of N Rodeo Drive). Several suspects were apprehended by patrol officers and detectives began immediate follow up on all three crimes. Their investigative work resulted in most of the suspects being identified and six suspects arrested for robbery.
-) Detectives also had several notable burglary and property crime investigations which led to arrests.
-) On December 3rd, a vehicle burglary investigation resulted in the identification and arrest of a suspect from Northern California wanted in connection with several vehicle burglaries in Beverly Hills and Santa Monica.
-) On December 24th, BHPD patrol officers and detective personnel responded to a "hot prowler" burglary where a suspect was located inside the home and arrested. The follow up investigation and presentation to the Los Angeles County District Attorney's office resulted in a felony filing.

Geographical Policing:

-) Our Geographical Policing (GP) Officers have an ongoing collaboration with the business community on crime prevention strategies.
-) GP lieutenants have increased high-visibility police patrols in crime hot spots.
-) Deployed the City's armed private security guard vendors to act as a roving crime deterrent. They patrolled the business triangle and residential neighborhoods within the city.
-) The City's CCTV/Milestone operating menu was updated to better assist end-users with quickly finding a camera view. The City has been steadily increasing the number of cameras throughout the City to approximately 1,800.
-) We deployed CCTV camera trailers in commercial areas due to an increase in retail thefts

Traffic Deployments:

-) Motor Officers have continued their enforcement efforts in areas where traffic collisions are prevalent. This has resulted in a significant decrease of **-32%** in vehicle collisions to include injury collisions. **We had no fatal traffic collisions in 2020.** They have also focused on parking enforcement, which led to a **36%** increase of parking citations year-to-date.



BEVERLY HILLS POLICE DEPARTMENT - DECEMBER 2020

MONTHLY REPORT

PATROL/FIELD STATISTICS	NOV 2020	DEC 2020	+/- CHANGE	% CHANGE	ROLLING 24 MONTHS (JAN 18- DEC 18)	ROLLING 12 MONTHS (JAN 19- DEC 19)	JAN 20 - DEC 20	+/- CHANGE	% CHANGE
911 CALLS RECEIVED	2,183	2,129	-54	-2%	33,237	38,160	32,931	-5,229	-14%
TEXT TO 911 CALLS	2	0	-2	-100%	16	7	12	5	71%
RESPONSE TIME TO EMERGENCY CALLS	2.50	2.29	-0.2	-8%	2.28	2.41	2.35	-0.06	-2%
COMMUNITY GENERATED CALLS FOR SERVICE	1,968	2,026	58	3%	28,091	28,172	26,985	-1,187	-4%
OVERALL CRIME STATISTICS	NOV 2020	DEC 2020	+/- CHANGE	% CHANGE	ROLLING 24 MONTHS (JAN 18- DEC 18)	ROLLING 12 MONTHS (JAN 19- DEC 19)	JAN 20 - DEC 20	+/- CHANGE	% CHANGE
CRIMINAL HOMICIDE	0	0	0	0%	0	1	0	-1	-100%
RAPE	0	0	0	0%	13	6	6	0	0%
AGGRAVATED ASSAULT	8	2	-6	-75%	48	45	57	12	27%
ROBBERY	3	8	5	167%	42	52	48	-4	-8%
COMMERCIAL ROBBERY ¹	0	2	2	200%	8	10	11	1	10%
ALL OTHERS	3	6	3	100%	34	42	37	-5	-12%
TOTAL VIOLENT CRIMES	11	10	-1	-9%	103	104	111	7	7%
BURGLARY	27	23	-4	-15%	401	242	265	23	10%
RESIDENTIAL	20	15	-5	-25%	273	140	125	-15	-11%
Breach to Inhabited Dwelling	13		-13	-100%	194	100	58	-42	-42%
COMMERCIAL	7	8	1	14%	128	102	140	38	37%
Breach to premise after-hours	6		-6	-100%	63	55	117	62	113%
LARCENY (THEFT) ²	63	104	41	65%	1,278	1,198	892	-306	-26%
PETTY THEFT (Below \$950 loss)	27	31	4	15%	355	293	277	-16	-5%
GRAND THEFT (Above \$950 loss)	20	33	13	65%	321	305	288	-17	-6%
BURGLARY/THEFT FROM MOTOR VEHICLE	16	40	24	150%	514	471	313	-158	-34%
MOTOR VEHICLE THEFT	9	11	2	22%	70	45	91	46	102%
TOTAL PROPERTY CRIMES	99	138	39	39%	1,756	1,485	1,248	-237	-16%
TOTAL CRIMES	110	148	38	35%	1,863	1,589	1,359	-230	-14%

The blue rows are derived values and not separate ones for summation purposes.

¹Commercial Robbery is a shoplifter that uses force or fear to escape a store after the taking of the property. ²Larceny-theft is the unlawful taking, carrying, leading, or riding away of property from the possession or constructive possession of another.

*N/C = Not Calculable

*Numbers/percentages in red font indicate an increase.

*A rolling period of time is one that "rolls" with what the current date is (e.g. a 12 month rolling average refers to the 12 months immediately prior to the timeframe being reported).

*For more information on the crime categories under Crime Statistics and Arrest Statistics, reference page 6.



BEVERLY HILLS POLICE DEPARTMENT - DECEMBER 2020

MONTHLY REPORT

ARREST STATISTICS	NOV 2020	DEC 2020	+/- CHANGE	% CHANGE	ROLLING 24 MONTHS (JAN 18- DEC 18)	ROLLING 12 MONTHS (JAN 19- DEC 19)	JAN 20 - DEC 20	+/- CHANGE	% CHANGE
CRIMINAL HOMICIDE	0	0	0	0%	3	0	0	0	0%
RAPE	0	0	0	0%	4	0	2	2	200%
ROBBERY	1	4	3	300%	20	35	31	-4	-11%
AGGRAVATED ASSAULT	5	2	-3	-60%	53	29	44	15	52%
TOTAL VIOLENT ARRESTS	6	6	0	0%	80	64	77	13	20%
LARCENY (THEFT) ²	13	14	1	8%	176	227	186	-41	-18%
BURGLARY	2	10	8	400%	91	84	80	-4	-5%
MOTOR VEHICLE THEFT	13	3	-10	-77%	64	70	87	17	24%
TOTAL PROPERTY ARRESTS	28	27	-1	-4%	332	381	353	-28	-7%
OTHER ARRESTS ³ (SEE TABLE BELOW FOR TOP 5)	72	42	-30	-42%	1,475	1,561	1,229	-332	-21%
TOTAL ALL ARRESTS	106	75	-31	-29%	1,887	2,006	1,659	-347	-17%

TOP 5 OTHER ARRESTS ³	DEC 2020
DRUG PARAPHERNALIA	7
PETTY THEFT	6
OUTSIDE AGENCY WARRANT - MISDEMEANOR	6
DRIVING ON A SUSPENDED LICENSE	3
SHOPLIFTING	2

¹Larceny-theft is the unlawful taking, carrying, leading, or riding away of property from the possession or constructive possession of another.

³Other Arrests are collected from a variety of arrest charges which can include but are not limited to: Simple Assaults, Forgery/Counterfeiting, Embezzlement/Fraud, Receiving Stolen Property, Weapon Violations, Prostitution, Sex Crimes, Crimes Against Family/Child, Narcotic Drug Laws, Drunkenness, Disturbing the Peace, Disorderly Conduct, and DUI.

⁴A clearance is defined by the FBI as either an Arrest or an Exceptional Clearance AND the arrestee was charged with an offense by the court OR a juvenile offender is cited to juvenile court.

*N/C = Not Calculable

*Numbers/percentages in **red font** indicate an increase.

*A rolling period of time is one that "rolls" with what the current date is (e.g. a 12 month rolling average refers to the 12 months immediately prior to the timeframe being reported).

*For more information on the crime categories under Crime Statistics and Arrest Statistics, reference page 6.



BEVERLY HILLS POLICE DEPARTMENT - DECEMBER 2020

MONTHLY REPORT

INVESTIGATION STATISTICS	DEC 2020
CASE ASSIGNED	217
CASES CLOSED/CLEARED	203
FELONY CASE FILING	19
MISDEMEANOR CASE FILING	16
CASE REJECTED BY DISTRICT ATTORNEY	10
PENDING FILING WITH DISTRICT ATTORNEY	1
PENDING DNA	0
ACTIVE CASES	1912

CRIME IMPACT TEAM STATISTICS	DEC 2020
CASES ASSIGNED	32
CASES CLOSED/CLEARED	37
FELONY CASE FILING	24
MISDEMEANOR CASE FILING	0
CASE REJECTED BY DISTRICT ATTORNEY	6
PENDING FILING WITH DISTRICT ATTORNEY	0
PENDING DNA	0
ACTIVE CASES	128

ONLINE POLICE REPORTING STATISTICS	DEC 2020
LOST PROPERTY	3
HARASSING PHONE CALLS	0
GRAND THEFT	4
PETTY THEFT	14
THEFT FROM VEHICLE	8
VANDALISM	1
TOTAL	30

CRIME IMPACT TEAM STATISTICS (SELF-REPORTED)	
ARRESTS	14
INVESTIGATED HOURS	140
SEARCH WARRANTS/ TRACKERS/ CELL PHONES	3
TRAINING HOURS	0
HOURS IN COURT/CASE PREPARATION	0
ALCOHOL REGULATION COMPLIANCE, VICE & TOBACCO OPERATIONS	0
HOURS ON SURVEILLANCE	400

BHUSD STATISTICS DECEMBER 2020				
	BEVERLY HILLS HIGH SCHOOL	BEVERLY VISTA	HAWTHORNE	HORACE MANN
OFFICER SCHOOL VISITS	0	0	0	0
COMMUNITY GENERATED CALLS FOR SERVICE	4	4	0	2
REPORTS TAKEN	1	0	0	0



BEVERLY HILLS POLICE DEPARTMENT - DECEMBER 2020

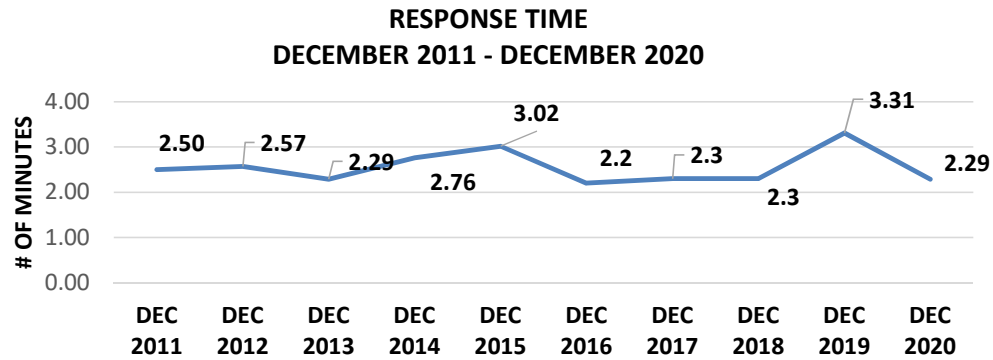
MONTHLY REPORT

COLLISIONS STATISTICS	NOV 2020	DEC 2020	+/- CHANGE	% CHANGE	ROLLING	ROLLING	JAN 20 -	+/- CHANGE	% CHANGE
					24 MONTHS	12 MONTHS			
					(JAN 18- DEC 18)	(JAN 19- DEC 19)	DEC 20		
PROPERTY DAMAGE	9	10	1	11%	210	221	127	-94	-43%
HIT & RUN	8	9	1	13%	120	111	82	-29	-26%
INJURY	20	19	-1	-5%	428	444	302	-142	-32%
AUTO	14	14	0	0%	325	328	189	-139	-42%
BICYCLIST	2	2	0	0%	24	29	24	-5	-17%
MOTORCYCLIST	0	0	0	0%	24	18	12	-6	-33%
PEDESTRIAN	2	2	0	0%	32	41	29	-12	-29%
OTHER	2	1	-1	-50%	23	28	45	17	61%
FATAL	0	0	0	0%	2	2	0	-2	-100%
AUTO	0	0	0	0%	2	1	0	-1	-100%
BICYCLIST	0	0	0	0%	0	0	0	0	0%
MOTORCYCLIST	0	0	0	0%	0	1	0	-1	-100%
PEDESTRIAN	0	0	0	0%	0	1	0	-1	100%
OTHER	0	0	0	0%	0	0	0	0	0%
DUI	1	2	1	100%	45	29	28	-1	-3%
ENFORCEMENT STATISTICS	NOV 2020	DEC 2020	+/- CHANGE	% CHANGE	ROLLING	ROLLING	JAN 20 -	+/- CHANGE	% CHANGE
					24 MONTHS	12 MONTHS			
					(JAN 18- DEC 18)	(JAN 19- DEC 19)	DEC 20		
PARKING CITATIONS	4925	4047	-878	-18%	91979	71544	61962	-9582	-13%
POLICE	18	20	2	11%	447	413	561	148	36%
TRAFFIC CONTROL	4907	4027	-880	-18%	91532	71131	61401	-9730	-14%
SIGNED CITATIONS	277	323	46	17%	6275	6958	4225	-2733	-39%
PATROL	85	84	-1	-1%	3179	3528	1932	-1596	-45%
TRAFFIC CONTROL	192	239	47	24%	3086	3430	2293	-1137	-33%
RED LIGHT PHOTO CITATIONS									
21453(a) VC	1075	986	-89	-8%	14340	19788	14009	-5779	-29%
CELL PHONE CITATIONS									
23123(a) VC	18	20	2	11%	170	304	268	-36	-12%
SPEED VIOLATIONS	6	17	11	183%	317	605	506	-99	-16%
RIGHT OF WAY VIOLATIONS	30	20	-10	-33%	394	496	272	-224	-45%
SIGNAL VIOLATIONS	12	9	-3	-25%	108	108	132	24	22%
PED VIOLATIONS	7	4	-3	200%	135	152	87	-65	-43%
OTHER HAZARDS	65	76	11	17%	1865	1339	1229	-110	-8%
DUI ARRESTS	7	9	2	29%	222	168	108	-60	-36%
COMPLAINTS FILED	21	18	-3	-14%	410	492	333	-159	-32%
ENFORCEMENT INDEX	7	8	1	14%	86	84	92	8	10%
PLACARD CITATIONS	10	16	6	60%	293	319	144	-175	-55%

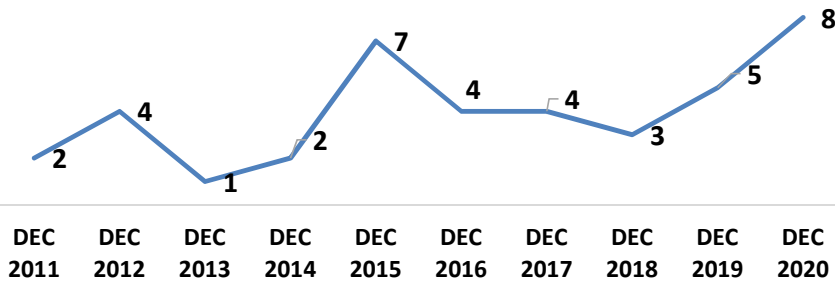


BEVERLY HILLS POLICE DEPARTMENT - DECEMBER 2020

MONTHLY REPORT

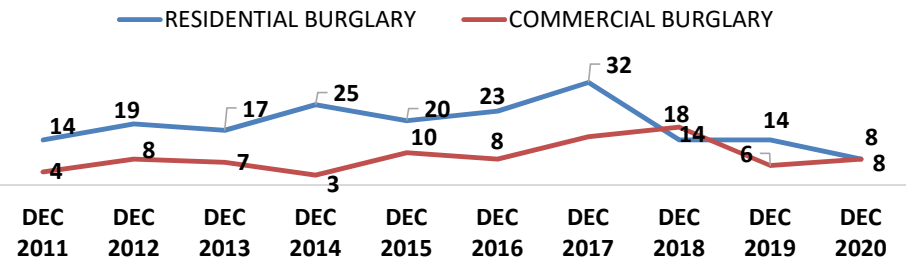


ROBBERY DECEMBER 2011 - DECEMBER 2020



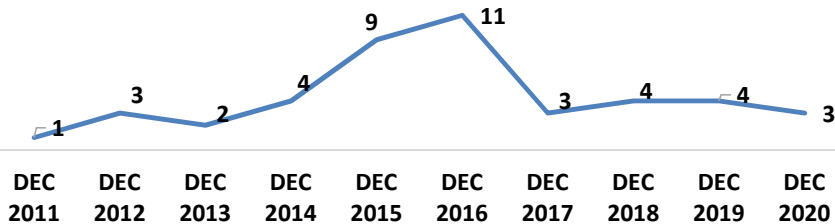
BURGLARY

DECEMBER 2011 - DECEMBER 2020



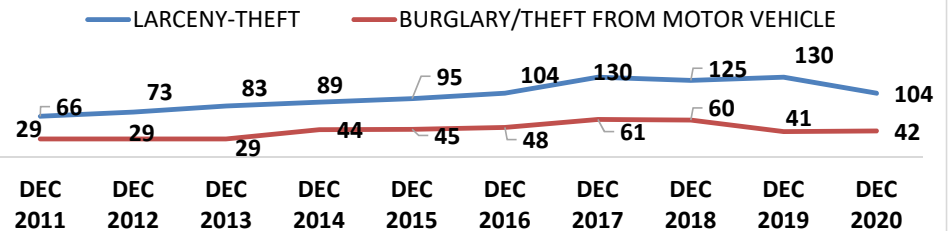
MOTOR VEHICLE THEFT

DECEMBER 2011 - DECEMBER 2020



LARCENY-THEFT

DECEMBER 2011 - DECEMBER 2020



Crime Category	Sub-Category	Description
ASSAULT	Assault – Aggravated	An assault with a weapon or with the intent to inflict severe or aggravated bodily injury.
	Assault – Simple	An assault with no intent and not resulting in severe or aggravated bodily injury.
	Assaults – Prior to Sept 2018	All aggravated and simple assaults (previously combined).
BURGLARY	Burglary – Commercial Building	Entry into a commercial business after business hours with the intent to commit theft
	Burglary – Construction Site	Any entry onto a construction site with intent to commit theft.
	Burglary – Residential (Accessed Garage Only)	Entry <u>limited</u> to a garage (subterranean, attached to residence, detached from residence) with intent to commit theft.
	Burglary – Residential (Home Occupied)	Entry into a residence with the intent to commit a theft or any felony while the residence is occupied at the time of the crime.
	Burglary – Residential (Common Area)	Entry <u>limited</u> to a common mail area or laundry room of a multi-family residence with the intent to commit mail theft or coin theft.
	Burglary – Residential (No One Home)	Entry into a residence with the intent to commit a theft or any felony when no one is home at the time of the crime.
DUI ARREST		The arrest of a person for driving while under the influence of any alcoholic beverage or drug.
HOMICIDE		The willful (non-negligent) killing of one human being by another.
MOTOR VEHICLE THEFT	Motor Vehicle Theft	The theft of a motor vehicle.
ROBBERY	Shoplift Robbery	A shoplifter uses force against store security to retain property stolen from the location.
	Robbery	The taking of anything of value from a person by force or threat of force or violence.
SEX CRIMES		Includes rape, sexual battery and sex registrant violations.
THEFT/LARCENY	Theft – Grand	Theft where the value of the property exceeds \$950, or is taken from a person, or a firearm of any value.
	Theft – Petty	Theft where the value of the property is less than \$950.
	Theft From Commercial Building	Theft (regardless of value) from a commercial business, building or office.
	Theft of Auto Parts	Theft, limited to auto parts, from the interior or exterior of a vehicle.
VANDALISM		The malicious destruction, damage or defacing (graffiti) of real or personal property of another.
VEHICLE BREAK-IN/THEFT	Theft – Grand (From Vehicle)	Entry into a motor vehicle, without force, where the property stolen exceeds \$950.
	Theft – Petty (From Vehicle)	Entry into a motor vehicle, without force, where the property stolen is less than \$950.
	Burglary – From a Motor Vehicle	Forced entry into a locked motor vehicle with the intent to commit theft.