



BEVERLY HILLS POLICE DEPARTMENT

EXECUTIVE SUMMARY

March 2022

Crime Summary

During March 2022, we saw a 16% decrease in overall crime¹ compared to February 2022. Overall total crime is up by 5% year-to-date. We have had 17 more crimes committed thus far in 2022. Our response time to emergency calls for service is 2.52 minutes, and we received **3,140** community-generated calls for service.

Community Engagement

-) The Community Relations Unit (CRU) conducted several crime prevention meetings at local businesses and residences.
-) The Social Media team participated in social media training presented by Tamrin Olden.
-) CRU hosted several events such as "Coffee with a Cop at Philz Coffee," "Day with a K9" and "Dinner with the Chief recipients" on a station tour for auction winners from the Black and White Ball.
-) HOA meetings were conducted on Hillcrest Drive, North Gale Drive, and South Elm Drive.
-) CRU participated in BHPD recruitment event at Cal Lutheran University.

Detective Bureau

-) On March 12th, the primary suspect involved in the armed robbery that occurred on the 200 Block of S Beverly Drive during the month of February was arrested.
-) On March 22nd, five suspects committed a window smash commercial burglary (200 Block of S Beverly Drive) and stole numerous items of jewelry valued between \$3,000,000 and \$5,000,000. Detectives are still actively working on this case and exhausting all investigative leads.
-) A string of armed robberies began in September 2021, Detectives worked to identify the suspects involved and all cases have been filed with the Organized Crimes Division at the DA's offices with charges pending.

Traffic Division

-) The Traffic Division has planned and coordinated public safety plans for the LA Marathon, Vanity Fair and Hawthorne School Fun Run.
-) They also increased enforcement in the business district during the evening hours related to on-going loud exhaust and speed complaints.
-) The Traffic Division held a DUI checkpoint on N Santa Monica & Crescent Drive funded by an OTS grant.
-) Staff coordinated and ran a DUI course for new BHPD officers and several outside agencies.
-) There were multiple deployments of a mobile speed deterrent trailer around the City of Beverly Hills in response to speed related complaints.
-) Lastly, they have implemented a first-ever speed deterrent corridor adjacent to the Beverly Hilton Hotel utilizing community message boards and a mobile CCTV trailer.

¹ Refer to page 2 of the monthly statistical report for details on overall crime.



BEVERLY HILLS POLICE DEPARTMENT - MARCH 2022

MONTHLY REPORT

PATROL/FIELD STATISTICS	FEB 2022	MAR 2022	+/- CHANGE	% CHANGE	YTD 2020	YTD 2021	YTD 2022	+/- CHANGE	% CHANGE
911 CALLS RECEIVED	2,337	2,954	617	26.4%	9,887	6,649	8,097	1,448	22%
TEXT TO 911 CALLS	7	4	-3	-43%	4	11	18	7	64%
RESPONSE TIME TO EMERGENCY CALLS	2.31	2.52	0.21	9%	2.37	2.25	2.33	0.08	4%
COMMUNITY GENERATED CALLS FOR SERVICE	2,745	3,140	395	14%	6,349	8,398	8,584	186	2.2%
OVERALL CRIME STATISTICS	FEB 2022	MAR 2022	+/- CHANGE	% CHANGE	YTD 2020	YTD 2021	YTD 2022	+/- CHANGE	% CHANGE
CRIMINAL HOMICIDE	0	0	0	0%	0	0	0	0	0%
RAPE	0	1	1	100%	2	4	2	-2	-50%
AGGRAVATED ASSAULT	11	10	-1	-9%	9	18	25	7	39%
ROBBERY	4	5	1	25%	12	16	15	-1	-6%
COMMERCIAL ROBBERY ¹	0	3	3	300%	2	1	5	4	200%
ALL OTHERS	4	2	-2	-50%	8	15	10	-5	-33%
TOTAL VIOLENT CRIMES	15	16	1	7%	23	38	42	4	11%
BURGLARY	26	17	-9	-35%	44	67	72	5	7%
RESIDENTIAL	16	10	-6	-38%	24	42	40	-2	-5%
COMMERCIAL	10	7	-3	-30%	16	25	32	7	28%
Breach to Inhabited Dwelling (Residential)	10	5	-5	-50%	20	22	19	-3	-14%
Breach to premise after-hours (Commercial)	4	5	1	25%	13	21	10	-11	-52%
LARCENY (THEFT) ²	73	59	-14	-19%	229	201	213	12	6%
PETTY THEFT (Below \$950 loss)	25	20	-5	-20%	66	80	73	-7	-9%
GRAND THEFT (Above \$950 loss)	20	20	0	0%	75	52	78	26	50%
AUTO BURGLARY/THEFT FROM MOTOR VEHICLE	28	19	-9	-32%	74	69	62	-7	-10%
MOTOR VEHICLE THEFT	5	8	3	60%	16	22	18	-4	-18%
TOTAL PROPERTY CRIMES	104	84	-20	-19%	289	290	303	13	4%
TOTAL CRIMES	119	100	-19	-16%	312	328	345	17	5%

The blue rows above are derived values from the "RESIDENTIAL" & "COMMERCIAL" grey rows and are not intended for summation purposes.

¹Commercial Robbery is a shoplifter that uses force or fear to escape a store after the taking of the property. ²Larceny-theft is the unlawful taking, carrying, leading, or riding away of property from the possession or constructive possession of another.

*N/C = Not Calculable

*Numbers/percentages in **red font** indicate an increase.

*For more information on the crime categories under Crime Statistics and Arrest Statistics, reference page 6.



BEVERLY HILLS POLICE DEPARTMENT - MARCH 2022

MONTHLY REPORT

ARREST STATISTICS	FEB 2022	MAR 2022	+/- CHANGE	% CHANGE	YTD 2020	YTD 2021	YTD 2022	+/- CHANGE	% CHANGE
CRIMINAL HOMICIDE	0	0	0	0%	0	0	0	0	0%
RAPE	0	0	0	0%	0	1	1	0	0%
ROBBERY	6	7	1	17%	4	20	16	-4	-20%
AGGRAVATED ASSAULT	10	6	-4	-40%	5	11	18	7	64%
TOTAL VIOLENT ARRESTS	16	13	-3	-19%	9	32	35	3	9%
LARCENY (THEFT) ²	15	15	0	0%	63	44	53	9	20%
BURGLARY	5	2	-3	-60%	12	25	12	-13	-52%
MOTOR VEHICLE THEFT	3	5	2	67%	28	18	15	-3	-17%
TOTAL PROPERTY ARRESTS	23	22	-1	-4%	103	87	80	-7	-8%
OTHER ARRESTS ³ (SEE TABLE BELOW FOR TOP 5)	80	88	8	10%	317	184	227	43	23%
TOTAL ALL ARRESTS	119	123	4	3%	429	303	342	39	13%

TOP 5 OTHER ARRESTS ³	MAR 2022
POSSESSION OF DRUG PARAPHENALIA	16
POSSESSION OF METH	5
DRIVING UNDER INFLUENCE OF ALCOHOL	5
POSSESSION OF BURGLARY TOOLS	4
PUBLIC INTOXICATION	4

²Larceny-theft is the unlawful taking, carrying, leading, or riding away of property from the possession or constructive possession of another.

³Other Arrests are collected from a variety of arrest charges which can include but are not limited to: Simple Assaults, Forgery/Counterfeiting, Embezzlement/Fraud, Receiving Stolen Property, Weapon Violations, Prostitution, Sex Crimes, Crimes Against Family/Child, Narcotic Drug Laws, Drunkenness, Disturbing the Peace, Disorderly Conduct, and DUI.

⁴A clearance is defined by the FBI as either an Arrest or an Exceptional Clearance AND the arrestee was charged with an offense by the court OR a juvenile offender is cited to juvenile court.

*N/C = Not Calculable

*Numbers/percentages in **red font** indicate an increase.

*For more information on the crime categories under Crime Statistics and Arrest Statistics, reference page 6.



BEVERLY HILLS POLICE DEPARTMENT - MARCH 2022

MONTHLY REPORT

DETECTIVE BUREAU STATISTICS		MAR 2022
CASE ASSIGNED		251
CASES CLOSED/CLEARED		84
FELONY CASE FILING		10
MISDEMEANOR CASE FILING		28
CASE REJECTED BY DISTRICT ATTORNEY		20
PENDING FILING WITH DISTRICT ATTORNEY		0
PENDING DNA		0
ACTIVE CASES		1834

OTHER REPORTED CRIMES	MAR 2022
HATE CRIMES	0
SIMPLE ASSAULTS	13
IDENTITY THEFT	18
<i>RECOVERED VEHICLES</i>	<i>7</i>

ONLINE POLICE REPORTING STATISTICS	MAR 2022
LOST PROPERTY	7
HARASSING PHONE CALLS	1
GRAND THEFT	9
PETTY THEFT	11
THEFT FROM VEHICLE	2
VANDALISM	1
TOTAL	31



BEVERLY HILLS POLICE DEPARTMENT - MARCH 2022

MONTHLY REPORT

COLLISIONS STATISTICS	FEB 2022	MAR 2022	+/- CHANGE	% CHANGE	YTD 2020	YTD 2021	YTD 2022	+/- CHANGE	% CHANGE
PROPERTY DAMAGE	4	9	5	125%	45	34	19	-15	-44%
HIT & RUN	9	10	1	11%	33	29	24	-5	-17%
INJURY	33	24	-9	-27%	113	74	82	8	11%
AUTO	25	18	-7	-28%	72	42	62	20	48%
BICYCLIST	1	1	0	0%	4	6	4	-2	-33%
MOTORCYCLIST	0	2	2	200%	6	5	2	-3	-60%
PEDESTRIAN	6	2	-4	-67%	10	11	12	1	9%
OTHER	1	1	0	0%	11	10	2	-8	-80%
FATAL	0	0	0	0%	0	2	0	-2	-100%
AUTO	0	0	0	0%	0	0	0	0	0%
BICYCLIST	0	0	0	0%	0	0	0	0	0%
MOTORCYCLIST	0	0	0	0%	0	0	0	0	0%
PEDESTRIAN	0	0	0	0%	0	0	0	0	0%
OTHER	0	0	0	0%	0	2	0	-2	-100%
DUI	1	1	0	0%	7	8	3	-5	-63%

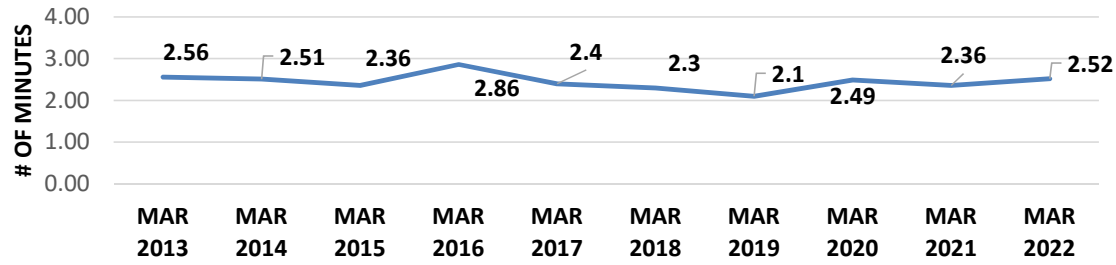
ENFORCEMENT STATISTICS	FEB 2022	MAR 2022	+/- CHANGE	% CHANGE	YTD 2020	YTD 2021	YTD 2022	+/- CHANGE	% CHANGE
PARKING CITATIONS	8061	7919	-142	-2%	23,096	27,944	23,948	-3996	-14%
POLICE	17	21	4	24%	40	30	51	21	70%
TRAFFIC CONTROL	7761	7635	-126	-2%	23,056	27,914	23,181	-4733	-17%
WARNINGS	283	263	-20	-7%	N/A	N/A	716	N/A	N/A
SIGNED CITATIONS	838	931	93	11%	1828	1713	2483	770	45%
PATROL	100	224	124	124%	790	551	447	-715	-19%
TRAFFIC CONTROL OFFICERS (NON-SWORN)	287	291	4	1%	1038	1162	859	-303	-26%
WARNINGS	451	416	-35	-8%	N/A	N/A	1177	N/A	N/A
RED LIGHT PHOTO CITATIONS									
21453(a) VC	1465	1750	285	19%	2812	2455	4524	2069	84%
CELL PHONE CITATIONS									
23123(a) VC	27	20	-7	-26%	121	226	66	-160	-71%
SPEED VIOLATIONS	64	106	42	66%	357	172	241	69	40%
RIGHT OF WAY VIOLATIONS	40	100	60	150%	144	205	227	22	11%
SIGNAL VIOLATIONS	6	10	4	67%	43	41	35	-6	-15%
PED VIOLATIONS	9	7	-2	-22%	24	23	20	-3	-13%
MODIFIED EXHAUST	5	2	-3	-60%	N/A	N/A	14	N/A	N/A
OTHER HAZARDS	86	75	-11	-13%	395	225	219	-6	-3%
DUI ARRESTS	12	10	-2	-17%	39	17	33	16	94%
COMPLAINTS FILED	24	17	-7	-29%	116	56	61	5	9%
ENFORCEMENT INDEX	7	13	6	86%	28	37	31	-6	-16%
HANDICAP PLACARD CITATIONS	52	41	-11	-21%	63	94	121	27	29%



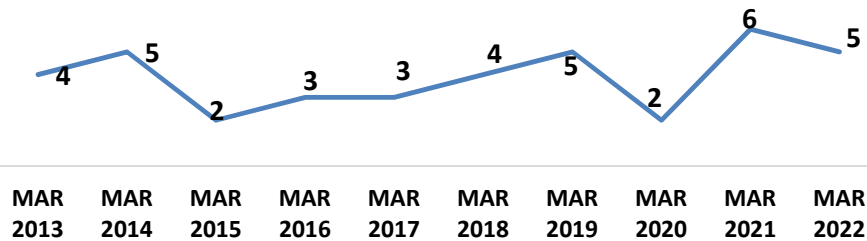
BEVERLY HILLS POLICE DEPARTMENT - MARCH 2022

MONTHLY REPORT

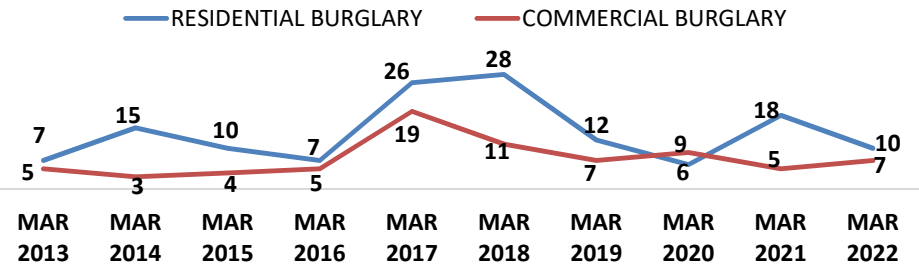
RESPONSE TIME
MARCH 2013 - MARCH 2022



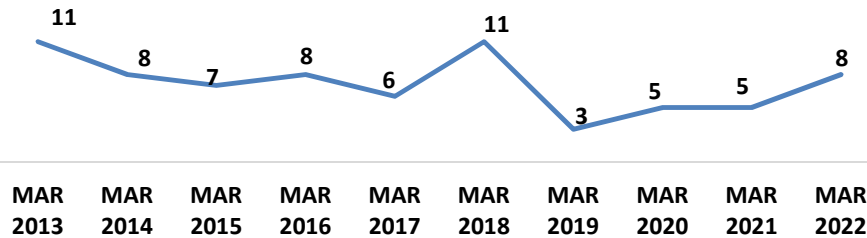
ROBBERY
MARCH 2013 - MARCH 2022



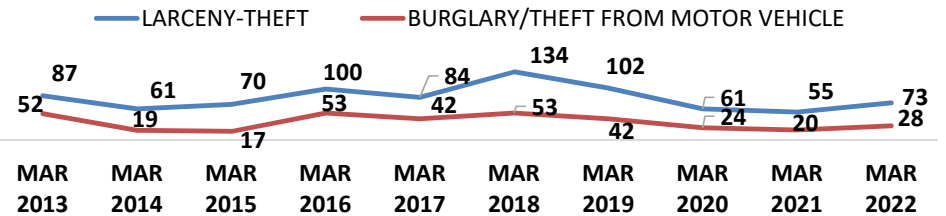
BURGLARY
MARCH 2013 - MARCH 2022



MOTOR VEHICLE THEFT
MARCH 2013 - MARCH 2022



LARCENY-THEFT
MARCH 2013 - MARCH 2022



Crime Category	Sub-Category	Description
ASSAULT	Assault – Aggravated	An assault with a weapon or with the intent to inflict severe or aggravated bodily injury.
	Assault – Simple	An assault with no intent and not resulting in severe or aggravated bodily injury.
	Assaults – Prior to Sept 2018	All aggravated and simple assaults (previously combined).
BURGLARY	Burglary – Commercial Building	Entry into a commercial business after business hours with the intent to commit theft
	Burglary – Construction Site	Any entry onto a construction site with intent to commit theft.
	Burglary – Residential (Accessed Garage Only)	Entry <u>limited</u> to a garage (subterranean, attached to residence, detached from residence) with intent to commit theft.
	Burglary – Residential (Home Occupied)	Entry into a residence with the intent to commit a theft or any felony while the residence is occupied at the time of the crime.
	Burglary – Residential (Common Area)	Entry <u>limited</u> to a common mail area or laundry room of a multi-family residence with the intent to commit mail theft or coin theft.
	Burglary – Residential (No One Home)	Entry into a residence with the intent to commit a theft or any felony when no one is home at the time of the crime.
DUI ARREST		The arrest of a person for driving while under the influence of any alcoholic beverage or drug.
HOMICIDE		The willful (non-negligent) killing of one human being by another.
MOTOR VEHICLE THEFT	Motor Vehicle Theft	The theft of a motor vehicle.
ROBBERY	Shoplift Robbery	A shoplifter uses force against store security to retain property stolen from the location.
	Robbery	The taking of anything of value from a person by force or threat of force or violence.
SEX CRIMES		Includes rape, sexual battery and sex registrant violations.
THEFT/LARCENY	Theft – Grand	Theft where the value of the property exceeds \$950, or is taken from a person, or a firearm of any value.
	Theft – Petty	Theft where the value of the property is less than \$950.
	Theft From Commercial Building	Theft (regardless of value) from a commercial business, building or office.
	Theft of Auto Parts	Theft, limited to auto parts, from the interior or exterior of a vehicle.
VANDALISM		The malicious destruction, damage or defacing (graffiti) of real or personal property of another.
VEHICLE BREAK-IN/THEFT	Theft – Grand (From Vehicle)	Entry into a motor vehicle, without force, where the property stolen exceeds \$950.
	Theft – Petty (From Vehicle)	Entry into a motor vehicle, without force, where the property stolen is less than \$950.
	Burglary – From a Motor Vehicle	Forced entry into a locked motor vehicle with the intent to commit theft.