



BEVERLY HILLS POLICE DEPARTMENT

EXECUTIVE SUMMARY

OCTOBER 2020

Crime Summary:

During October, we saw six less Violent Crimes (-50%) and 24 additional Property Crimes (+31%) compared to September 2020. Overall, total crime is still down at -14% year-to-date. Our response time in October to emergency calls for service decreased to the lowest level since 2011 at 1.53 minutes. We received 2,687 "911" calls; which, is 111 less than September 2020.

Significant Accomplishments:

-) Our City leadership team planned for over 10 weeks and implemented a comprehensive safety and security plan for Election Week. This included the maximum deployment of all BHPD officers (including Command Staff), outside law enforcement assistance from the Santa Paula Police Department SWAT Team and a public/private partnership with 80 armed private security guards.
-) We activated the EOC for Election Week
-) We continue to staff and monitor a recurring USA Freedom Rally protest on Saturday's at the Beverly Gardens Park.
-) We saw a decrease in Robberies (-4).

Crime Prevention:

-) Our Community Relations Unit (CRU) presented to the Human Relations Commission, Health & Safety Commission, the Rodeo Drive Committee, and the Convention and Visitor's Bureau regarding our Election Week preparations.
-) Our CRU continues to work on the "Just in Case, BH" committee.
-) We celebrated the retirement of Sgt. Sean Smollen (Community Relations Sergeant).

Detective Bureau:

-) Property Crimes Detectives arrested two additional suspects who were involved in burglaries and looting on Rodeo Drive during the May 30th civil unrest.
-) Detectives continue to work with our Federal partners on the investigations regarding the EDD fraud.
-) Financial Crimes Detectives identified a suspect wanted in connection with numerous fraudulent wire transfers and bank fraud occurring in many parts of the Western United States. An extradition warrant was obtained and the case has been adopted by the Federal Authorities.
-) Detective personnel took part in mobile field force training in preparation for Election Week.

Geographical Policing:

-) Our Geographical Policing (GP) Officers met with residents from the south east portion of the city via Zoom to discuss crime and civil unrest. 28 Neighborhood watch yard signs were provided.
-) GP Officers continue to foster their partnership with other City Departments and continue to do Homeless Outreach sweeps in the City's local parks with Community Services.

Traffic Deployments:

-) Our Motor Officers have focused on high vehicle collision areas in town all year. This has resulted in a significant decrease in vehicle collisions to include injury collisions (no fatal collisions thus far in 2020).
-) Our TCO's continue to focus on parking enforcement in between the protest and rally deployments. As a result, our parking citations have increased by an additional 2408 compared to 2019.



BEVERLY HILLS POLICE DEPARTMENT - OCTOBER 2020

MONTHLY REPORT

PATROL/FIELD STATISTICS	SEPT 2020	OCT 2020	+/- CHANGE	% CHANGE	ROLLING 24 MONTHS (NOV 17- OCT 18)	ROLLING 12 MONTHS (NOV 18- OCT 19)	NOV 19 - OCT 20	+/- CHANGE	% CHANGE
911 CALLS RECEIVED	2,798	2,687	-111	-4%	33,195	36,659	35,770	-889	-2%
TEXT TO 911 CALLS	0	0	0	0%	11	10	12	2	20%
RESPONSE TIME TO EMERGENCY CALLS	2.17	1.53	-0.6	-29%	2.28	2.37	2.38	0.01	0%
COMMUNITY GENERATED CALLS FOR SERVICE	2,449	2,169	-280	-11%	28,022	28,312	27,582	-730	-3%
OVERALL CRIME STATISTICS	SEPT 2020	OCT 2020	+/- CHANGE	% CHANGE	ROLLING 24 MONTHS (NOV 17- OCT 18)	ROLLING 12 MONTHS (NOV 18- OCT 19)	NOV 19 - OCT 20	+/- CHANGE	% CHANGE
CRIMINAL HOMICIDE	0	0	0	0%	0	0	1	1	100%
RAPE	0	0	0	0%	15	5	8	3	60%
AGGRAVATED ASSAULT	7	5	-2	-29%	47	46	53	7	15%
ROBBERY	5	1	-4	-80%	47	43	46	3	7%
COMMERCIAL ROBBERY ¹	2	0	-2	100%	15	8	10	2	25%
ALL OTHERS	3	1	-2	-67%	32	35	36	1	3%
TOTAL VIOLENT CRIMES	12	6	-6	-50%	109	94	108	14	15%
BURGLARY	13	15	2	15%	410	278	250	-28	-10%
RESIDENTIAL	6	12	6	100%	287	163	112	-51	-31%
Breach to Inhabited Dwelling	4	5	1	25%	208	113	61	-52	-46%
COMMERCIAL	7	3	-4	-57%	123	115	138	23	20%
Breach to premise after-hours	5	3	-2	-40%	68	49	123	74	151%
LARCENY (THEFT) ²	62	81	19	31%	1,310	1,196	953	-243	-20%
PETTY THEFT (Below \$950 loss)	36	26	-10	-28%	364	278	282	4	1%
GRAND THEFT (Above \$950 loss)	12	32	20	167%	322	288	299	11	4%
BURGLARY/THEFT FROM MOTOR VEHICLE	14	23	9	64%	533	504	330	-174	-35%
MOTOR VEHICLE THEFT	3	6	3	100%	79	44	79	35	80%
TOTAL PROPERTY CRIMES	78	102	24	31%	1,799	1,518	1,282	-236	-16%
TOTAL CRIMES	90	108	18	20%	1,908	1,612	1,390	-222	-14%

The blue rows are derived values and not separate ones for summation purposes.

¹Commercial Robbery is a shoplifter that uses force or fear to escape a store after the taking of the property. ²Larceny-theft is the unlawful taking, carrying, leading, or riding away of property from the possession or constructive possession of another.

*N/C = Not Calculable

*Numbers/percentages in **red font** indicate an increase.

*A rolling period of time is one that "rolls" with what the current date is (e.g. a 12 month rolling average refers to the 12 months immediately prior to the timeframe being reported).

*For more information on the crime categories under Crime Statistics and Arrest Statistics, reference page 6.



BEVERLY HILLS POLICE DEPARTMENT - OCTOBER 2020

MONTHLY REPORT

ARREST STATISTICS	SEPT 2020	OCT 2020	+/- CHANGE	% CHANGE	ROLLING 24 MONTHS (NOV 17- OCT 18)	ROLLING 12 MONTHS (NOV 18- OCT 19)	NOV 19 - OCT 20	+/- CHANGE	% CHANGE
CRIMINAL HOMICIDE	0	0	0	0%	3	0	0	0	0%
RAPE	0	0	0	0%	4	0	2	2	200%
ROBBERY	11	0	-11	-100%	22	33	30	-3	-9%
AGGRAVATED ASSAULT	8	4	-4	-50%	47	36	43	7	19%
TOTAL VIOLENT ARRESTS	19	4	-15	-79%	76	69	75	6	9%
LARCENY (THEFT) ²	17	10	-7	-41%	185	207	210	3	1%
BURGLARY	8	4	-4	-50%	82	96	77	-19	-20%
MOTOR VEHICLE THEFT	10	4	-6	-60%	63	71	79	8	11%
TOTAL PROPERTY ARRESTS	35	18	-17	-49%	330	374	366	-8	-2%
OTHER ARRESTS ³ (SEE TABLE BELOW FOR TOP 5)	136	82	-54	-40%	1,446	1,563	1,352	-211	-13%
TOTAL ALL ARRESTS	190	104	-86	-45%	1,852	2,006	1,793	-213	-11%

TOP 5 OTHER ARRESTS ³	OCT 2020
DRIVING ON A SUSPENDED LICENSE	8
POSSESSION OF CONTROLLED SUBSTANCE	8
PUBLIC INTOXICATION	6
POSSESSION OF METHAMPHETAMINE	6
OUTSIDE AGENCY MISDEMEANOR WARRANT	5

¹Larceny-theft is the unlawful taking, carrying, leading, or riding away of property from the possession or constructive possession of another.

³Other Arrests are collected from a variety of arrest charges which can include but are not limited to: Simple Assaults, Forgery/Counterfeiting, Embezzlement/Fraud, Receiving Stolen Property, Weapon Violations, Prostitution, Sex Crimes, Crimes Against Family/Child, Narcotic Drug Laws, Drunkenness, Disturbing the Peace, Disorderly Conduct, and DUI.

⁴A clearance is defined by the FBI as either an Arrest or an Exceptional Clearance AND the arrestee was charged with an offense by the court OR a juvenile offender is cited to juvenile court.

*N/C = Not Calculable

*Numbers/percentages in **red font** indicate an increase.

*A rolling period of time is one that "rolls" with what the current date is (e.g. a 12 month rolling average refers to the 12 months immediately prior to the timeframe being reported).

*For more information on the crime categories under Crime Statistics and Arrest Statistics, reference page 6.



BEVERLY HILLS POLICE DEPARTMENT - OCTOBER 2020

MONTHLY REPORT

RODEO DRIVE ENFORCEMENT STATISTICS	
FELONY ARRESTS	5
MISDEMEANOR ARRESTS	3
SPECIAL WATCHES	6
TRAFFIC CITATIONS	68
PARKING CITATIONS	876
PEDESTRIAN STOPS	12
TRAFFIC STOPS	68
ADVISEMENTS/WARNINGS	56
RADIO CALLS	71
INVESTIGATION STATISTICS OCT 2020	
CASE ASSIGNED	202
CASES CLOSED/CLEARED	82
FELONY CASE FILING	10
MISDEMEANOR CASE FILING	14
CASE REJECTED BY DISTRICT ATTORNEY	3
PENDING FILING WITH DISTRICT ATTORNEY	29
PENDING DNA	0
ACTIVE CASES	1879

CRIME IMPACT TEAM STATISTICS OCT 2020	
CASES ASSIGNED	16
CASES CLOSED/CLEARED	25
FELONY CASE FILING	0
MISDEMEANOR CASE FILING	13
CASE REJECTED BY DISTRICT ATTORNEY	1
PENDING FILING WITH DISTRICT ATTORNEY	16
PENDING DNA	0
ACTIVE CASES	177
CRIME IMPACT TEAM STATISTICS (SELF-REPORTED)	
ARRESTS	1
INVESTIGATED HOURS	140
HOURS TRAINING	0
HOURS IN COURT/CASE PREPARATION	0
ALCOHOL REGULATION COMPLIANCE	0
VICE OPERATIONS	0
TOBACCO OPERATIONS	0
HOURS ON SURVEILLANCE	260

ONLINE POLICE REPORTING STATISTICS OCT 2020	
LOST PROPERTY	12
HARASSING PHONE CALLS	1
GRAND THEFT	4
PETTY THEFT	13
THEFT FROM VEHICLE	8
VANDALISM	3
TOTAL	41

BHUSD STATISTICS OCTOBER 2020				
	BEVERLY HILLS HIGH SCHOOL	BEVERLY VISTA	HAWTHORNE	HORACE MANN
OFFICER SCHOOL VISITS	2	0	0	0
COMMUNITY GENERATED CALLS FOR SERVICE	4	0	0	1
REPORTS TAKEN	1	0	0	0



BEVERLY HILLS POLICE DEPARTMENT - OCTOBER 2020

MONTHLY REPORT

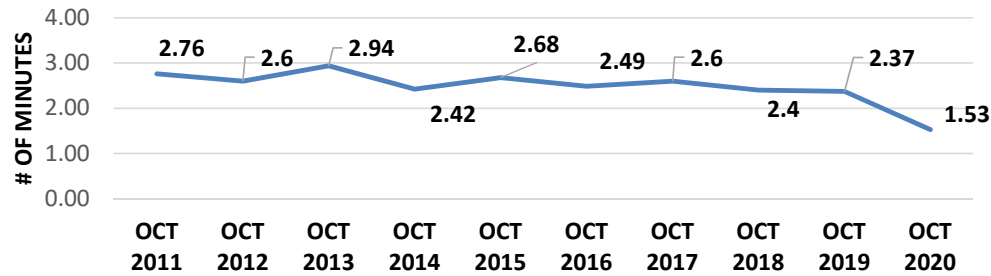
COLLISIONS STATISTICS	SEPT 2020	OCT 2020	+/- CHANGE	% CHANGE	ROLLING 24 MONTHS (NOV 17- OCT 18)	ROLLING 12 MONTHS (NOV 18- OCT 19)	NOV 19 - OCT 20	+/- CHANGE	% CHANGE
PROPERTY DAMAGE	9	7	-2	-22%	202	214	150	-64	-30%
HIT & RUN	11	2	-9	-82%	102	116	88	-28	-24%
INJURY	26	23	-3	-12%	425	459	324	-135	-29%
AUTO	19	13	-6	-32%	327	338	202	-136	-40%
BICYCLIST	0	3	3	300%	23	32	22	-10	-31%
MOTORCYCLIST	2	1	-1	200%	21	22	16	-6	-27%
PEDESTRIAN	2	2	0	0%	31	42	32	-10	-24%
OTHER	3	4	1	33%	23	25	49	24	96%
FATAL	0	0	0	0%	3	2	0	-2	-100%
AUTO	0	0	0	0%	2	1	0	-1	-100%
BICYCLIST	0	0	0	0%	0	0	0	0	0%
MOTORCYCLIST	0	0	0	0%	0	1	0	-1	-100%
PEDESTRIAN	0	0	0	0%	0	1	0	-1	100%
OTHER	0	0	0	0%	0	0	0	0	0%
DUI	1	2	1	100%	47	34	27	-7	-21%
ENFORCEMENT STATISTICS	SEPT 2020	OCT 2020	+/- CHANGE	% CHANGE	ROLLING 24 MONTHS (NOV 17- OCT 18)	ROLLING 12 MONTHS (NOV 18- OCT 19)	NOV 19 - OCT 20	+/- CHANGE	% CHANGE
PARKING CITATIONS	6823	5121	-1702	-25%	88710	69263	71671	2408	3%
POLICE	137	29	-108	-79%	550	281	690	409	146%
TRAFFIC CONTROL	6686	5092	-1594	-24%	88160	68982	70981	1999	3%
SIGNED CITATIONS	439	299	-140	-32%	6441	6919	4520	-2399	-35%
PATROL	325	112	-213	-66%	3073	3513	2192	-1321	-38%
TRAFFIC CONTROL	114	187	73	64%	3368	3407	2328	-1079	-32%
RED LIGHT PHOTO CITATIONS									
21453(a) VC	1500	1389	-111	-7%	17390	16815	15335	-1480	-9%
CELL PHONE CITATIONS									
23123(a) VC	52	12	-40	-77%	169	271	288	17	6%
SPEED VIOLATIONS	47	13	-34	-72%	310	539	609	70	13%
RIGHT OF WAY VIOLATIONS	18	25	7	39%	408	469	296	-173	-37%
SIGNAL VIOLATIONS	9	14	5	56%	135	96	131	35	36%
PED VIOLATIONS	26	2	-24	200%	137	147	95	-52	-35%
OTHER HAZARDS	165	98	-67	-41%	2062	1317	1319	2	0%
DUI ARRESTS	6	5	-1	-17%	226	168	116	-52	-31%
COMPLAINTS FILED	31	27	-4	-13%	404	484	362	-122	-25%
ENFORCEMENT INDEX	2	7	5	250%	93	76	94	18	24%
PLACARD CITATIONS	16	7	-9	-56%	339	281	185	-96	-34%



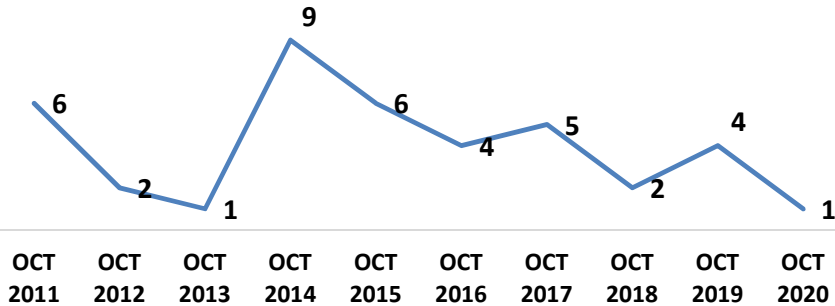
BEVERLY HILLS POLICE DEPARTMENT - OCTOBER 2020

MONTHLY REPORT

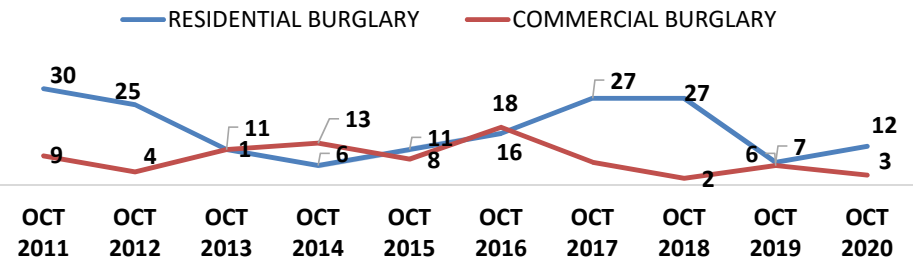
RESPONSE TIME
OCTOBER 2011 - OCTOBER 2020



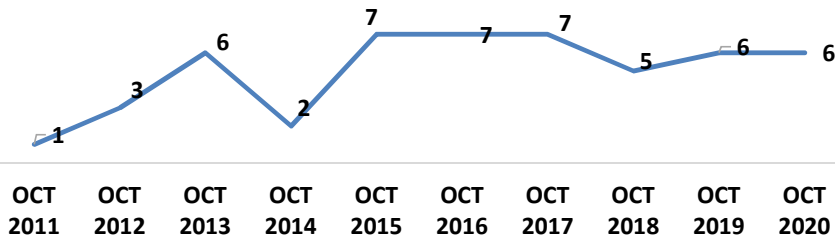
ROBBERY OCTOBER 2011 - OCTOBER 2020



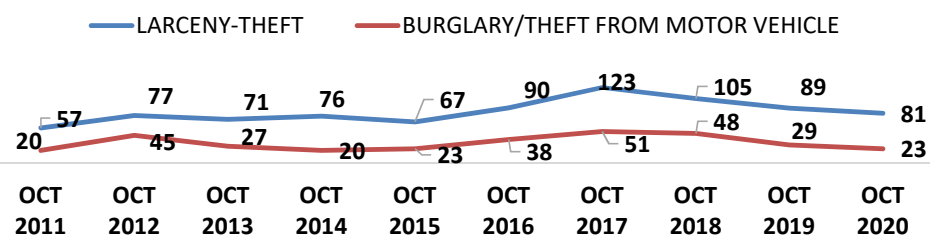
BURGLARY
OCTOBER 2011 - OCTOBER 2020



MOTOR VEHICLE THEFT
OCTOBER 2011 - OCTOBER 2020



LARCENY-THEFT
OCTOBER 2011 - OCTOBER 2020



Crime Category	Sub-Category	Description
ASSAULT	Assault – Aggravated	An assault with a weapon or with the intent to inflict severe or aggravated bodily injury.
	Assault – Simple	An assault with no intent and not resulting in severe or aggravated bodily injury.
	Assaults – Prior to Sept 2018	All aggravated and simple assaults (previously combined).
BURGLARY	Burglary – Commercial Building	Entry into a commercial business after business hours with the intent to commit theft
	Burglary – Construction Site	Any entry onto a construction site with intent to commit theft.
	Burglary – Residential (Accessed Garage Only)	Entry <u>limited</u> to a garage (subterranean, attached to residence, detached from residence) with intent to commit theft.
	Burglary – Residential (Home Occupied)	Entry into a residence with the intent to commit a theft or any felony while the residence is occupied at the time of the crime.
	Burglary – Residential (Common Area)	Entry <u>limited</u> to a common mail area or laundry room of a multi-family residence with the intent to commit mail theft or coin theft.
	Burglary – Residential (No One Home)	Entry into a residence with the intent to commit a theft or any felony when no one is home at the time of the crime.
DUI ARREST		The arrest of a person for driving while under the influence of any alcoholic beverage or drug.
HOMICIDE		The willful (non-negligent) killing of one human being by another.
MOTOR VEHICLE THEFT	Motor Vehicle Theft	The theft of a motor vehicle.
ROBBERY	Shoplift Robbery	A shoplifter uses force against store security to retain property stolen from the location.
	Robbery	The taking of anything of value from a person by force or threat of force or violence.
SEX CRIMES		Includes rape, sexual battery and sex registrant violations.
THEFT/LARCENY	Theft – Grand	Theft where the value of the property exceeds \$950, or is taken from a person, or a firearm of any value.
	Theft – Petty	Theft where the value of the property is less than \$950.
	Theft From Commercial Building	Theft (regardless of value) from a commercial business, building or office.
	Theft of Auto Parts	Theft, limited to auto parts, from the interior or exterior of a vehicle.
VANDALISM		The malicious destruction, damage or defacing (graffiti) of real or personal property of another.
VEHICLE BREAK-IN/THEFT	Theft – Grand (From Vehicle)	Entry into a motor vehicle, without force, where the property stolen exceeds \$950.
	Theft – Petty (From Vehicle)	Entry into a motor vehicle, without force, where the property stolen is less than \$950.
	Burglary – From a Motor Vehicle	Forced entry into a locked motor vehicle with the intent to commit theft.