



BEVERLY HILLS POLICE DEPARTMENT - FEBRUARY 2020

MONTHLY REPORT

PATROL/FIELD STATISTICS	JAN 2020	FEB 2020	+/- CHANGE	% CHANGE	ROLLING 24 MONTHS (MAR 17- FEB 18)	ROLLING 12 MONTHS (MAR 18- FEB 19)	MAR 19 - FEB 2020	+/- CHANGE	% CHANGE
911 CALLS RECEIVED	3,441	3,232	-209	-6%	32,255	33,554	39,374	5,820	17%
TEXT TO 911 CALLS	2	2	0	0%	1	17	9	-8	-47%
RESPONSE TIME TO EMERGENCY CALLS	2.48	2.14	-0.3	-14%	2.48	2.29	2.37	0.08	3.5%
COMMUNITY GENERATED CALLS FOR SERVICE	2,248	2,060	-188	-8%	28,937	27,989	28,199	210	0.8%
OVERALL CRIME STATISTICS	JAN 2020	FEB 2020	+/- CHANGE	% CHANGE	ROLLING 24 MONTHS (MAR 17- FEB 18)	ROLLING 12 MONTHS (MAR 18- FEB 19)	MAR 19 - FEB 2020	+/- CHANGE	% CHANGE
CRIMINAL HOMICIDE	0	0	0	N/C	2	0	1	1	N/C
RAPE	0	2	2	200%	13	11	8	-3	-27%
AGGRAVATED ASSAULT	3	4	1	33%	50	51	43	-8	-16%
ROBBERY	5	5	0	0%	49	41	55	14	34%
COMMERCIAL ROBBERY ¹	1	1	0	0%	20	10	10	0	0%
ALL OTHERS	4	4	0	0%	29	31	45	14	45%
TOTAL VIOLENT CRIMES	8	11	3	38%	111	106	107	1	1%
BURGLARY	15	14	-1	-7%	400	381	232	-149	-39%
RESIDENTIAL	12	6	-6	-50%	212	249	135	-114	-46%
Breach to Inhabited Dwelling	5	5	0	0%	206	178	91	-87	-49%
COMMERCIAL	3	8	5	167%	95	129	95	-34	-26%
Breach to premise after-hours	1	5	4	400%	91	61	51	-10	-16%
LARCENY (THEFT) ²	91	77	-14	-15%	1,355	1,257	1,168	-89	-7%
PETTY THEFT (Below \$950 loss)	21	21	0	0%	270	333	297	-36	-11%
GRAND THEFT (Above \$950 loss)	37	26	-11	-30%	243	315	319	4	1%
BURGLARY/THEFT FROM MOTOR VEHICLE	26	24	-2	-8%	568	525	420	-105	-20%
MOTOR VEHICLE THEFT	5	6	1	20%	98	59	50	-9	-15%
TOTAL PROPERTY CRIMES	111	97	-14	-13%	1,853	1,714	1,450	-264	-15%
TOTAL CRIMES	119	108	-11	-9%	1,964	1,821	1,557	-264	-14%

The blue rows are derived values and not separate ones for summation purposes.

¹Commercial Robbery is a shoplifter that uses force or fear to escape a store after the taking of the property.

²Larceny-theft is the unlawful taking, carrying, leading, or riding away of property from the possession or constructive possession of another.

*N/C = Not Calculable

*Numbers/percentages in red font indicate an increase.

*A rolling period of time is one that "rolls" with what the current date is (e.g. a 12 month rolling average refers to the 12 months immediately prior to the timeframe being reported).

*For more information on the crime categories under Crime Statistics and Arrest Statistics, reference page 6.



BEVERLY HILLS POLICE DEPARTMENT - FEBRUARY 2020 MONTHLY REPORT

ARREST STATISTICS	JAN 2020	FEB 2020	+/- CHANGE	% CHANGE	ROLLING 24 MONTHS (MAR 17- FEB 18)	ROLLING 12 MONTHS (MAR 18- FEB 19)	MAR 19 - FEB 2020	+/- CHANGE	% CHANGE
CRIMINAL HOMICIDE	0	0	0	N/C	1	2	0	-2	-100%
RAPE	0	0	0	N/C	2	4	0	-4	-100%
ROBBERY	3	0	-3	-100%	14	22	34	12	55%
AGGRAVATED ASSAULT	1	1	0	0%	42	52	25	-27	-52%
TOTAL VIOLENT ARRESTS	4	1	-3	-75%	59	80	59	-21	-26%
LARCENY (THEFT) ²	25	24	-1	-4%	211	164	251	87	53%
BURGLARY	5	4	-1	-20%	86	83	84	1	1%
MOTOR VEHICLE THEFT	7	7	0	0%	56	61	75	14	23%
TOTAL PROPERTY ARRESTS	37	35	-2	-5%	353	309	410	101	33%
OTHER ARRESTS ³ (SEE TABLE BELOW FOR TOP 5)	119	119	0	0%	1,271	1,452	1,579	127	9%
TOTAL ALL ARRESTS	160	154	-6	-4%	1,683	1,841	2,047	206	11%

TOP 5 OTHER ARRESTS ³	FEB 2020
MISAPPROPRIATION OF LOST PROPERTY	14
POSSESSION OF DRUG PARAPHERNALIA	12
POSSESSION OF METHAMPHETAMINES	11
DRIVING WITH A SUSPENDED LICENSE	10
OUTSIDE MISDEMEANOR WARRANT	8

¹Larceny-theft is the unlawful taking, carrying, leading, or riding away of property from the possession or constructive possession of another.

³Other Arrests are collected from a variety of arrest charges which can include but are not limited to: Simple Assaults, Forgery/Counterfeiting, Embezzlement/Fraud, Receiving Stolen Property, Weapon Violations, Prostitution, Sex Crimes, Crimes Against Family/Child, Narcotic Drug Laws, Drunkenness, Disturbing the Peace, Disorderly Conduct, and DUI.

⁴A clearance is defined by the FBI as either an Arrest or an Exceptional Clearance AND the arrestee was charged with an offense by the court OR a juvenile offender is cited to juvenile court.

*N/C = Not Calculable

*Numbers/percentages in **red font** indicate an increase.

*A rolling period of time is one that "rolls" with what the current date is (e.g. a 12 month rolling average refers to the 12 months immediately prior to the timeframe being reported).

*For more information on the crime categories under Crime Statistics and Arrest Statistics, reference page 6.



BEVERLY HILLS POLICE DEPARTMENT - FEBRUARY 2020

MONTHLY REPORT

INVESTIGATION STATISTICS	FEB 2020
CASE ASSIGNED	223
CASES CLOSED/CLEARED	93
FELONY CASE FILING	13
MISDEMEANOR CASE FILING	40
CASE REJECTED BY DISTRICT ATTORNEY	7
PENDING FILING WITH DISTRICT ATTORNEY	25
PENDING DNA	1
ACTIVE CASES	1954

CRIME IMPACT TEAM STATISTICS	FEB 2020
CASES ASSIGNED	27
CASES CLOSED/CLEARED	11
FELONY CASE FILING	0
MISDEMEANOR CASE FILING	10
CASE REJECTED BY DISTRICT ATTORNEY	0
PENDING FILING WITH DISTRICT ATTORNEY	10
PENDING DNA	0
ACTIVE CASES	140
CRIME IMPACT TEAM STATISTICS (SELF-REPORTED)	
ARRESTS	3
HOURS TRAINING	100
HOURS IN COURT/CASE PREPARATION	100
ALCOHOL REGULATION COMPLIANCE OPERATIONS	0
VICE OPERATIONS	0
TOBACCO OPERATIONS	0
HOURS ON SURVEILLANCE	480

ONLINE POLICE REPORTING STATISTICS ⁵	FEB 2020
HARRASSING PHONE CALLS	1
LOST PROPERTY	3
REPORT SUPPLEMENTS	0
VANDALISM	2
VANDALISM TO VEHICLE	0
TOTAL	6

BHUSD STATISTICS FEBRUARY 2020				
	BEVERLY HILLS HIGH SCHOOL	BEVERLY VISTA	HAWTHORNE	HORACE MANN
OFFICER SCHOOL VISITS	59	54	38	30
COMMUNITY GENERATED CALLS FOR SERVICE	14	7	4	3
REPORTS TAKEN	5	2	1	1

⁴ **A clearance** is defined by the FBI as either an Arrest or an Exceptional Clearance AND the arrestee was charged with an offense by the court OR a juvenile offender is cited to juvenile court.

⁵ For more information on the **Online Police Reporting Statistics**, please refer to <http://www.beverlyhills.org/citygovernment/departmentsanddivisions/policedepartment/onlinepolice/reportingsystem/>



BEVERLY HILLS POLICE DEPARTMENT - FEBRUARY 2020

MONTHLY REPORT

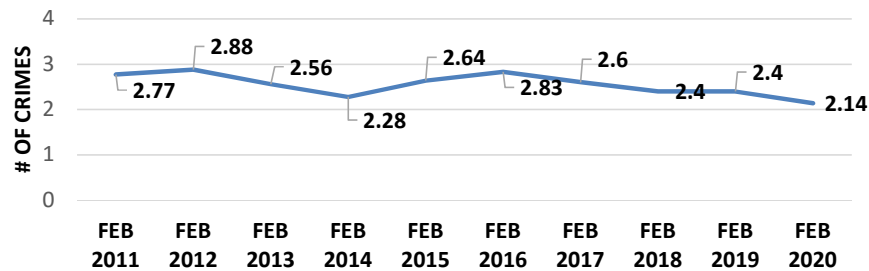
COLLISIONS STATISTICS	JAN 2020	FEB 2020	+/- CHANGE	% CHANGE	ROLLING 24 MONTHS (MAR 17- FEB 18)	ROLLING 12 MONTHS (MAR 18- FEB 19)	MAR 19 - FEB 2020	+/- CHANGE	% CHANGE
PROPERTY DAMAGE	20	20	0	0%	220	221	224	3	1%
HIT & RUN	13	14	1	8%	120	125	121	-4	-3%
INJURY	37	38	1	3%	543	435	449	14	3%
AUTO	26	25	-1	-4%	403	337	321	-16	-5%
BICYCLIST	1	1	0	N/C	32	24	27	3	13%
MOTORCYCLIST	0	3	3	N/C	31	23	20	-3	-13%
PEDESTRIAN	6	4	-2	-33%	57	28	48	20	71%
OTHER	4	5	1	25%	20	23	33	10	43%
FATAL	0	0	0	N/C	2	2	2	0	0%
AUTO	0	0	0	N/C	0	2	2	0	0%
BICYCLIST	0	0	0	N/C	0	0	0	0	N/C
MOTORCYCLIST	0	0	0	N/C	0	0	1	1	N/C
PEDESTRIAN	0	0	0	N/C	1	0	1	1	N/C
OTHER	0	0	0	N/C	0	0	0	0	N/C
DUI	4	1	-3	-75%	48	50	21	-29	-58%

ENFORCEMENT STATISTICS	JAN 2020	FEB 2020	+/- CHANGE	% CHANGE	ROLLING 24 MONTHS (MAR 17- FEB 18)	ROLLING 12 MONTHS (MAR 18- FEB 19)	MAR 19 - FEB 2020	+/- CHANGE	% CHANGE
PARKING CITATIONS	10187	7855	-2332	-23%	82347	90850	77496	-13354	-15%
POLICE	56	46	-10	-18%	617	425	455	30	7%
TRAFFIC CONTROL	10131	7809	-2322	-23%	81730	90425	77541	-12884	-14%
SIGNED CITATIONS	815	667	-148	-18%	7588	6008	7727	1719	29%
PATROL	332	280	-52	-16%	2385	3096	3808	712	23%
TRAFFIC CONTROL	483	387	-96	-20%	5203	2902	3919	1017	35%
RED LIGHT PHOTO CITATIONS									
21453(a) VC	1496	1377	-119	-8%	21012	13868	20022	6154	44%
CELL PHONE CITATIONS									
23123(a) VC	46	63	17	37%	218	155	398	243	157%
SPEED VIOLATIONS	135	172	37	27%	542	292	867	575	197%
RIGHT OF WAY VIOLATIONS	56	63	7	13%	401	371	570	199	54%
SIGNAL VIOLATIONS	17	17	0	0%	216	97	133	36	37%
PED VIOLATIONS	13	11	-2	-15%	202	93	171	78	84%
OTHER HAZARDS	158	136	-22	-14%	2690	1749	1456	-293	-17%
DUI ARRESTS	17	19	2	12%	180	218	166	-52	-24%
COMPLAINTS FILED	49	47	-2	-4%	391	412	503	91	22%
ENFORCEMENT INDEX	11	12	1	9%	99	77	98	21	27%
PLACARD CITATIONS	28	19	-9	-32%	480	273	332	59	22%

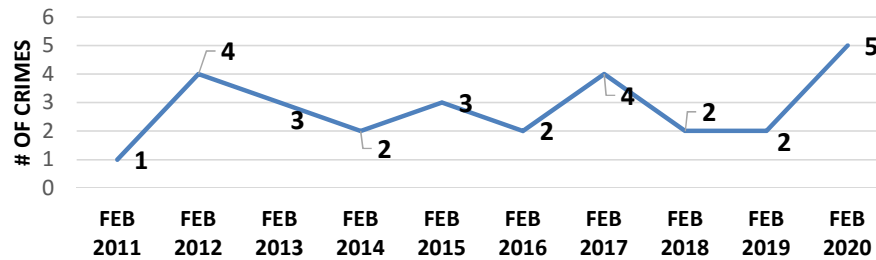


BEVERLY HILLS POLICE DEPARTMENT - FEBRUARY 2020 MONTHLY REPORT

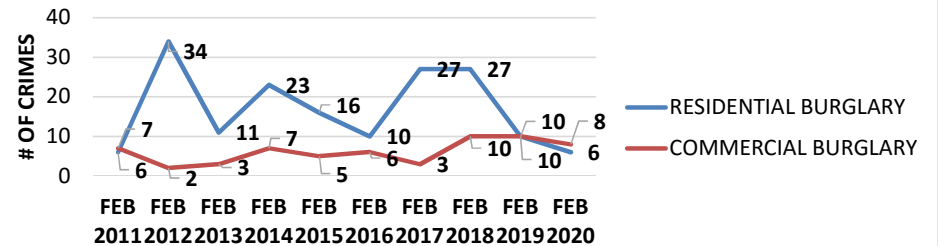
RESPONSE TIME
FEBRUARY 2011 - FEBRUARY 2020



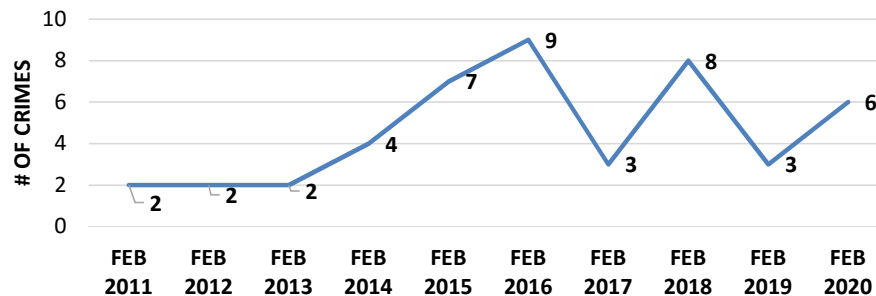
ROBBERY
FEBRUARY 2011 - FEBRUARY 2020



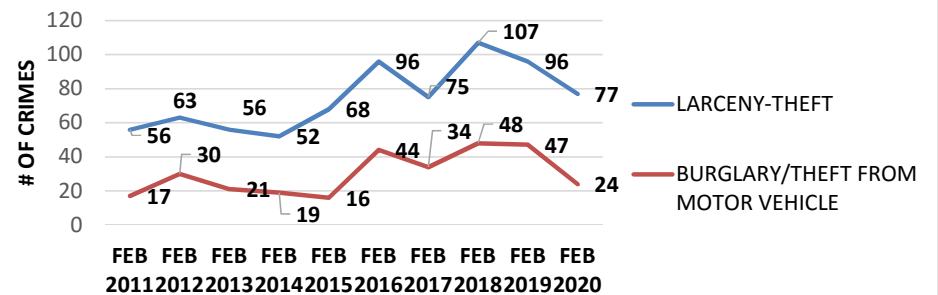
BURGLARY
FEBRUARY 2011 - FEBRUARY 2020



MOTOR VEHICLE THEFT
FEBRUARY 2011 - FEBRUARY 2020



LARCENY-THEFT
FEBRUARY 2011 - FEBRUARY 2020



Crime Category	Sub-Category	Description
ASSAULT	Assault – Aggravated	An assault with a weapon or with the intent to inflict severe or aggravated bodily injury.
	Assault – Simple	An assault with no intent and not resulting in severe or aggravated bodily injury.
	Assaults – Prior to Sept 2018	All aggravated and simple assaults (previously combined).
BURGLARY	Burglary – Commercial Building	Entry into a commercial business after business hours with the intent to commit theft
	Burglary – Construction Site	Any entry onto a construction site with intent to commit theft.
	Burglary – Residential (Accessed Garage Only)	Entry <u>limited</u> to a garage (subterranean, attached to residence, detached from residence) with intent to commit theft.
	Burglary – Residential (Home Occupied)	Entry into a residence with the intent to commit a theft or any felony while the residence is occupied at the time of the crime.
	Burglary – Residential (Common Area)	Entry <u>limited</u> to a common mail area or laundry room of a multi-family residence with the intent to commit mail theft or coin theft.
	Burglary – Residential (No One Home)	Entry into a residence with the intent to commit a theft or any felony when no one is home at the time of the crime.
DUI ARREST		The arrest of a person for driving while under the influence of any alcoholic beverage or drug.
HOMICIDE		The willful (non-negligent) killing of one human being by another.
MOTOR VEHICLE THEFT	Motor Vehicle Theft	The theft of a motor vehicle.
ROBBERY	Shoplift Robbery	A shoplifter uses force against store security to retain property stolen from the location.
	Robbery	The taking of anything of value from a person by force or threat of force or violence.
SEX CRIMES		Includes rape, sexual battery and sex registrant violations.
THEFT/LARCENY	Theft – Grand	Theft where the value of the property exceeds \$950, or is taken from a person, or a firearm of any value.
	Theft – Petty	Theft where the value of the property is less than \$950.
	Theft From Commercial Building	Theft (regardless of value) from a commercial business, building or office.
	Theft of Auto Parts	Theft, limited to auto parts, from the interior or exterior of a vehicle.
VANDALISM		The malicious destruction, damage or defacing (graffiti) of real or personal property of another.
VEHICLE BREAK-IN/THEFT	Theft – Grand (From Vehicle)	Entry into a motor vehicle, without force, where the property stolen exceeds \$950.
	Theft – Petty (From Vehicle)	Entry into a motor vehicle, without force, where the property stolen is less than \$950.
	Burglary – From a Motor Vehicle	Forced entry into a locked motor vehicle with the intent to commit theft.



BEVERLY HILLS POLICE DEPARTMENT FEBRUARY 2020

SUMMARY FOR MONTHLY REPORT

Crime Summary:

During the month of February, we had fourteen (14) less property crimes than January 2020. During February, the crimes that contributed most to the property crime decrease were Larceny Theft and Vehicle Burglaries. We had two more Sexual Assaults in February compared to January 2020. In both Sexual Assaults, the suspects were known to the victims. Overall, total crime is down 14% year-to-date. Our response time to emergency calls for service was 2.14 minutes and we received 3,232 "911" calls which is 209 less than January 2020.

Crime Prevention:

-) Our Community Relations Unit handled several Community Events (i.e., Valentine's Day Dessert @ Roxbury Park and a Meet & Greet @ Beth Jacob Congregation)
-) We also conducted Neighborhood Watch Meetings and security surveys utilizing the Crime Prevention through Environmental Design model in residential areas and two synagogues
-) We continued to deploy Foot Beat Officers and Bicycle Patrol Officers within our business districts
-) Multiple social media messages on crime prevention tips were circulated through Nixle, the BHPD App and social media platforms
-) We completed our in-house Explorer Academy

Significant Accomplishments:

-) During the month of February, an arrest was made in connection to a commercial burglary in which over 40 high-end purses were stolen
-) Our Patrol Division continued to make daily proactive arrests in areas identified as "hot spots" by our Crime Analysis Unit
-) Planned another successful Vanity Fair Oscar Party celebration along Crescent Drive
-) Deployed an Incident Action Plan for two Presidential visits
-) Planned the Event Action Plan for the L.A. Marathon

Geographical Policing:

-) Geographical Policing team attended the CalORCA Conference and increased our network with retailers and loss prevention officers
-) Trained Outside Agencies in 3SI technology
-) Redeployed the bait bicycle program which led to five arrests for the month of February 2020
-) Redeployment of X-car and foot beats
-) Continued to work with our local retailers to deploy GPS technology

Traffic Deployments:

-) Held two (2) DUI Saturation Patrol days which resulted in 55 traffic stops and two DUI arrests
-) A DUI checkpoint was conducted with 11,072 vehicles passing through, 266 vehicles were screened and one (1) DUI arrest was made
-) Focused on speed enforcement along Loma Vista Drive with a total of 109 citations issued
-) Focused on traffic enforcement along Coldwater Canyon Drive with a total of 34 citations issued