



BEVERLY HILLS POLICE DEPARTMENT

EXECUTIVE SUMMARY

JANUARY 2022

Crime Summary

During January 2022, we saw a 15% decrease in overall crime¹ compared to December 2021. Overall total crime is down by 1% year-to-date. We have had one less crimes committed thus far in 2022. Our response time to emergency calls for service is 2.16 minutes, and we received 2,699 community-generated calls for service.

Community Engagement

-) Our Community Relations Unit (CRU) conducted multiple Residential Security and Awareness Assessments and handed out flyers on safe awareness.
-) They have also met and created a constructive dialogue with various business in the Business district prior to the Super Bowl week.
-) More recently, our Community Relations Unit has formed a Social Media Team within the department to deliver informative law enforcement-related content through Instagram, Facebook and Twitter.

Detective Bureau

-) During this period, the Detective Bureau closed three recent armed robberies with the arrest of seven suspects and the seizure of two guns.
-) Detectives also closed a four month investigation into a string of armed robberies that started in September, 2021. A search warrant for four locations in the inland empire was conducted and three suspects were arrested. A total of four firearms were also recovered during the search.

Traffic Division

-) The Traffic Bureau has increased traffic education and enforcement around BHUSD campuses and high visibility patrols in the Business District due to the an increase in street robberies.
-) They also have an on-going public safety coordination with the upcoming Frieze art show, Vanity Fair, and post-Oscar party. In addition, they have been coordinating with Metro on traffic mitigation around the subway construction sites.
-) The Traffic Bureau Commander provided a formal report to the Traffic and Parking Commission and received a grant approval from the California Office of Traffic Safety in the amount of \$71,825 for the upcoming fiscal year of 2022/2023.

¹ Refer to page 2 of the monthly statistical report for details on overall crime.



BEVERLY HILLS POLICE DEPARTMENT - JANUARY 2022

MONTHLY REPORT

PATROL/FIELD STATISTICS	DEC 2021	JAN 2022	+/- CHANGE	% CHANGE	YTD 2020	YTD 2021	YTD 2022	+/- CHANGE	% CHANGE
911 CALLS RECEIVED	3,256	2,806	-450	-13.8%	3,441	2,103	2,806	703	33%
TEXT TO 911 CALLS	4	7	3	75%	2	0	7	7	700%
RESPONSE TIME TO EMERGENCY CALLS	2.08	2.16	0.08	4%	2.48	3.02	2.16	-0.86	-28%
COMMUNITY GENERATED CALLS FOR SERVICE	3,472	2,699	-773	-22%	2,248	2,314	2,699	385	16.6%
OVERALL CRIME STATISTICS	DEC 2021	JAN 2022	+/- CHANGE	% CHANGE	YTD 2020	YTD 2021	YTD 2022	+/- CHANGE	% CHANGE
CRIMINAL HOMICIDE	1	0	-1	-100%	0	0	0	0	0%
RAPE	0	1	1	100%	0	2	1	-1	-50%
AGGRAVATED ASSAULT	4	4	0	0%	3	8	4	-4	-50%
ROBBERY	7	6	-1	-14%	5	2	6	4	200%
COMMERCIAL ROBBERY ¹	1	4	3	300%	1	0	4	4	400%
ALL OTHERS	6	2	-4	-67%	4	2	2	0	0%
TOTAL VIOLENT CRIMES	12	11	-1	-8%	8	12	11	-1	-8%
BURGLARY	29	29	0	0%	15	26	29	3	12%
RESIDENTIAL	17	14	-3	-18%	12	12	14	2	17%
COMMERCIAL	12	15	3	25%	3	14	15	1	7%
Breach to Inhabited Dwelling (Residential)	10	4	-6	-60%	5	10	4	-6	-60%
Breach to premise after-hours (Commercial)	9	1	-8	-89%	1	13	1	-12	-92%
LARCENY (THEFT) ²	100	81	-19	-19%	91	83	81	-2	-2%
PETTY THEFT (Below \$950 loss)	34	28	-6	-18%	21	35	28	-7	-20%
GRAND THEFT (Above \$950 loss)	33	38	5	15%	37	20	38	18	90%
AUTO BURGLARY/THEFT FROM MOTOR VEHICLE	33	15	-18	-55%	26	28	15	-13	-46%
MOTOR VEHICLE THEFT	9	7	-2	-22%	5	8	7	-1	-13%
TOTAL PROPERTY CRIMES	138	117	-21	-15%	111	117	117	0	0%
TOTAL CRIMES	150	128	-22	-15%	119	129	128	-1	-1%

The blue rows above are derived values from the "RESIDENTIAL" & "COMMERCIAL" grey rows and are not intended for summation purposes.

¹Commercial Robbery is a shoplifter that uses force or fear to escape a store after the taking of the property. ²Larceny-theft is the unlawful taking, carrying, leading, or riding away of property from the possession or constructive possession of another.

*N/C = Not Calculable

*Numbers/percentages in **red font** indicate an increase.

*For more information on the crime categories under Crime Statistics and Arrest Statistics, reference page 6.



BEVERLY HILLS POLICE DEPARTMENT - JANUARY 2022

MONTHLY REPORT

ARREST STATISTICS	DEC 2021	JAN 2022	+/- CHANGE	% CHANGE	YTD 2020	YTD 2021	YTD 2022	+/- CHANGE	% CHANGE
CRIMINAL HOMICIDE	1	0	-1	-100%	0	0	0	0	0%
RAPE	0	1	1	100%	0	0	1	1	100%
ROBBERY	7	3	-4	-57%	3	1	3	2	200%
AGGRAVATED ASSAULT	5	2	-3	-60%	1	3	2	-1	-33%
TOTAL VIOLENT ARRESTS	13	6	-7	-54%	4	4	6	2	50%
LARCENY (THEFT) ²	12	23	11	92%	25	11	23	12	109%
BURGLARY	5	5	0	0%	5	11	5	-6	-55%
MOTOR VEHICLE THEFT	6	7	1	17%	7	4	7	3	75%
TOTAL PROPERTY ARRESTS	23	35	12	52%	37	26	35	9	35%
OTHER ARRESTS ³ (SEE TABLE BELOW FOR TOP 5)	59	59	0	0%	119	61	59	-2	-3%
TOTAL ALL ARRESTS	95	100	5	5%	160	91	100	9	10%

TOP 5 OTHER ARRESTS ³	JAN 22
POSSESSION OF DRUG PARAPHENALIA	8
PETTY THEFT	6
DRIVING UNDER THE INFLUENCE OF ALCOHOL	5
PUBLIC INTOXICATION	4
RESIST, DELAYS OR OBSTRUCTS ANY PUBLIC OFFICER, PEACE OFFICER OR EMERGENCY MEDICAL TECHNICIAN	4

¹Larceny-theft is the unlawful taking, carrying, leading, or riding away of property from the possession or constructive possession of another.

³Other Arrests are collected from a variety of arrest charges which can include but are not limited to: Simple Assaults, Forgery/Counterfeiting, Embezzlement/Fraud, Receiving Stolen Property, Weapon Violations, Prostitution, Sex Crimes, Crimes Against Family/Child, Narcotic Drug Laws, Drunkenness, Disturbing the Peace, Disorderly Conduct, and DUI.

⁴A clearance is defined by the FBI as either an Arrest or an Exceptional Clearance AND the arrestee was charged with an offense by the court OR a juvenile offender is cited to juvenile court.

*N/C = Not Calculable

*Numbers/percentages in **red font** indicate an increase.

*For more information on the crime categories under Crime Statistics and Arrest Statistics, reference page 6.



BEVERLY HILLS POLICE DEPARTMENT - JANUARY 2022

MONTHLY REPORT

COLLISIONS STATISTICS									
	DEC 2021	JAN 2022	+/- CHANGE	% CHANGE	YTD 2020	YTD 2021	YTD 2022	+/- CHANGE	% CHANGE
PROPERTY DAMAGE	9	6	-3	-33%	20	12	6	-6	-50%
HIT & RUN	10	5	-5	-50%	13	10	5	-5	-50%
INJURY	29	25	-4	-14%	37	21	25	4	19%
AUTO	20	19	-1	-5%	26	10	19	9	90%
BICYCLIST	3	2	-1	-33%	1	1	2	1	100%
MOTORCYCLIST	2	0	-2	-100%	0	1	0	-1	-100%
PEDESTRIAN	4	4	0	0%	6	6	4	-2	-33%
OTHER	0	0	0	0%	4	3	0	-3	-100%
FATAL	0	0	0	0%	0	0	0	0	0%
AUTO	0	0	0	0%	0	0	0	0	0%
BICYCLIST	0	0	0	0%	0	0	0	0	0%
MOTORCYCLIST	0	0	0	0%	0	0	0	0	0%
PEDESTRIAN	0	0	0	0%	0	0	0	0	0%
OTHER	0	0	0	0%	0	0	0	0	0%
DUI	4	1	-3	-75%	4	2	1	-1	-50%

ENFORCEMENT STATISTICS									
	DEC 2021	JAN 2022	+/- CHANGE	% CHANGE	YTD 2020	YTD 2021	YTD 2022	+/- CHANGE	% CHANGE
PARKING CITATIONS	9450	7968	-1482	-16%	10,187	5,939	7,798	1859	31%
POLICE	28	13	-15	-54%	56	0	13	13	100%
TRAFFIC CONTROL	9115	7785	-1330	-15%	10,131	5,939	7,785	1846	31%
WARNINGS	307	170	-137	-45%	0	0	170	N/A	N/A
SIGNED CITATIONS	338	404	66	20%	815	447	404	-43	-10%
PATROL	64	123	59	92%	332	144	123	-180	-15%
TRAFFIC CONTROL OFFICERS (NON-SWORN)	274	281	7	3%	483	303	281	-22	-7%
RED LIGHT PHOTO CITATIONS									
21453(a) VC	1449	1309	-140	-10%	1496	701	1309	608	87%
CELL PHONE CITATIONS									
23123(a) VC	49	19	-30	-61%	46	65	19	-46	-71%
SPEED VIOLATIONS	35	71	36	103%	135	28	71	43	154%
RIGHT OF WAY VIOLATIONS	49	87	38	78%	56	46	87	41	89%
SIGNAL VIOLATIONS	17	19	2	12%	17	12	19	7	58%
PED VIOLATIONS	2	4	2	100%	13	6	4	-2	-33%
OTHER HAZARDS	73	65	-8	-11%	158	87	65	-22	-25%
DUI ARRESTS	11	11	0	0%	17	4	11	7	175%
COMPLAINTS FILED	20	20	0	0%	49	18	20	2	11%
ENFORCEMENT INDEX	8	11	3	38%	11	12	11	-1	-8%
HANDICAP PLACARD CITATIONS	60	28	-32	-53%	28	22	28	6	27%



BEVERLY HILLS POLICE DEPARTMENT - JANUARY 2022

MONTHLY REPORT

DETECTIVE BUREAU STATISTICS		JAN 2022
CASE ASSIGNED		255
CASES CLOSED/CLEARED		185
FELONY CASE FILING		21
MISDEMEANOR CASE FILING		26
CASE REJECTED BY DISTRICT ATTORNEY		11
PENDING FILING WITH DISTRICT ATTORNEY		17
PENDING DNA		0
ACTIVE CASES		1775

ONLINE POLICE REPORTING STATISTICS		JAN 2022
LOST PROPERTY		10
HARASSING PHONE CALLS		2
GRAND THEFT		6
PETTY THEFT		8
THEFT FROM VEHICLE		4
VANDALISM		3
TOTAL		33

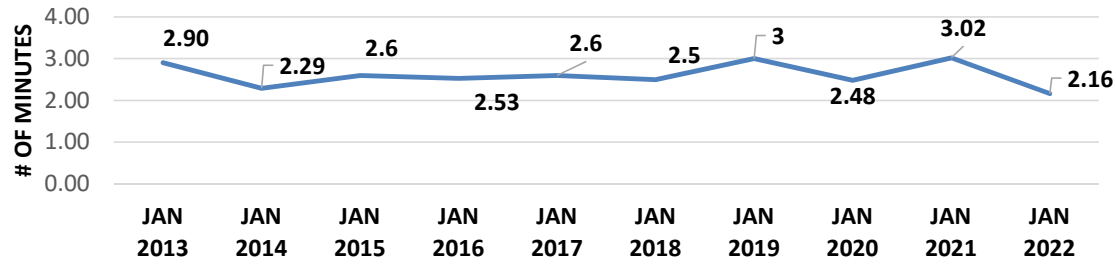
BHUSD STATISTICS JANUARY 2022				
	BEVERLY HILLS HIGH SCHOOL	BEVERLY VISTA	HAWTHORNE	HORACE MANN
OFFICER SCHOOL VISITS	8	6	16	0
COMMUNITY GENERATED CALLS FOR SERVICE	6	3	1	0
REPORTS TAKEN	2	1	0	0



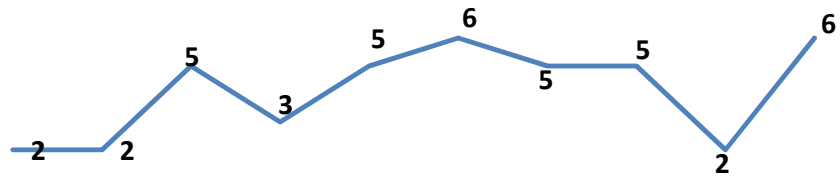
BEVERLY HILLS POLICE DEPARTMENT - JANUARY 2022

MONTHLY REPORT

RESPONSE TIME
JANUARY 2013 - JANUARY 2022

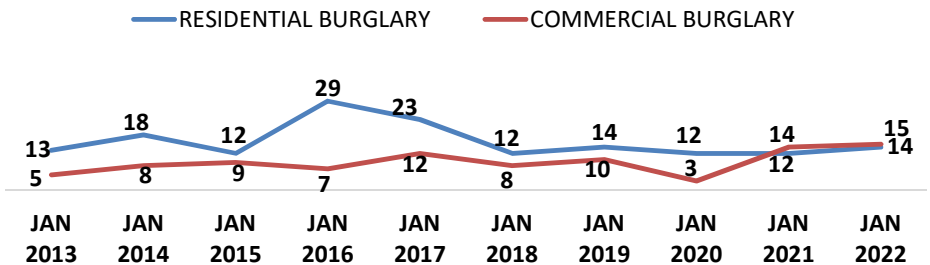


ROBBERY JANUARY 2013 - JANUARY 2022



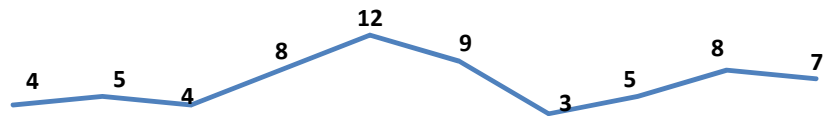
Year	Robberies
JAN 2013	2
JAN 2014	2
JAN 2015	5
JAN 2016	3
JAN 2017	5
JAN 2018	6
JAN 2019	5
JAN 2020	5
JAN 2021	2
JAN 2022	6

BURGLARY
JANUARY 2013 - JANUARY 2022



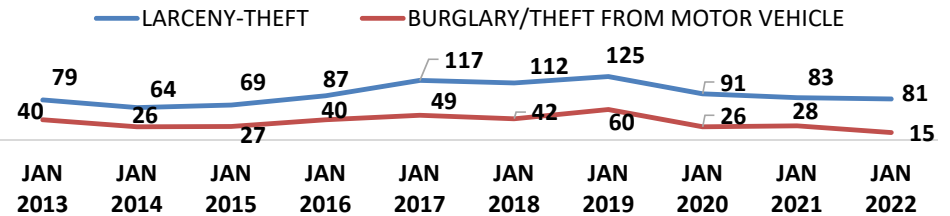
Year	Residential Burglary	Commercial Burglary
JAN 2013	13	5
JAN 2014	18	8
JAN 2015	12	9
JAN 2016	29	7
JAN 2017	23	12
JAN 2018	12	8
JAN 2019	14	10
JAN 2020	12	3
JAN 2021	14	12
JAN 2022	15	14

MOTOR VEHICLE THEFT
JANUARY 2013 - JANUARY 2022



Year	Motor Vehicle Thefts
JAN 2013	4
JAN 2014	5
JAN 2015	4
JAN 2016	8
JAN 2017	12
JAN 2018	9
JAN 2019	3
JAN 2020	5
JAN 2021	8
JAN 2022	7

LARCENY-THEFT
JANUARY 2013 - JANUARY 2022



Year	Larceny-Theft	Burglary/Theft from Motor Vehicle
JAN 2013	79	40
JAN 2014	64	26
JAN 2015	69	27
JAN 2016	87	40
JAN 2017	117	49
JAN 2018	112	42
JAN 2019	125	60
JAN 2020	91	26
JAN 2021	83	28
JAN 2022	81	15

Crime Category	Sub-Category	Description
ASSAULT	Assault – Aggravated	An assault with a weapon or with the intent to inflict severe or aggravated bodily injury.
	Assault – Simple	An assault with no intent and not resulting in severe or aggravated bodily injury.
	Assaults – Prior to Sept 2018	All aggravated and simple assaults (previously combined).
BURGLARY	Burglary – Commercial Building	Entry into a commercial business after business hours with the intent to commit theft
	Burglary – Construction Site	Any entry onto a construction site with intent to commit theft.
	Burglary – Residential (Accessed Garage Only)	Entry <u>limited</u> to a garage (subterranean, attached to residence, detached from residence) with intent to commit theft.
	Burglary – Residential (Home Occupied)	Entry into a residence with the intent to commit a theft or any felony while the residence is occupied at the time of the crime.
	Burglary – Residential (Common Area)	Entry <u>limited</u> to a common mail area or laundry room of a multi-family residence with the intent to commit mail theft or coin theft.
	Burglary – Residential (No One Home)	Entry into a residence with the intent to commit a theft or any felony when no one is home at the time of the crime.
DUI ARREST		The arrest of a person for driving while under the influence of any alcoholic beverage or drug.
HOMICIDE		The willful (non-negligent) killing of one human being by another.
MOTOR VEHICLE THEFT	Motor Vehicle Theft	The theft of a motor vehicle.
ROBBERY	Shoplift Robbery	A shoplifter uses force against store security to retain property stolen from the location.
	Robbery	The taking of anything of value from a person by force or threat of force or violence.
SEX CRIMES		Includes rape, sexual battery and sex registrant violations.
THEFT/LARCENY	Theft – Grand	Theft where the value of the property exceeds \$950, or is taken from a person, or a firearm of any value.
	Theft – Petty	Theft where the value of the property is less than \$950.
	Theft From Commercial Building	Theft (regardless of value) from a commercial business, building or office.
	Theft of Auto Parts	Theft, limited to auto parts, from the interior or exterior of a vehicle.
VANDALISM		The malicious destruction, damage or defacing (graffiti) of real or personal property of another.
VEHICLE BREAK-IN/THEFT	Theft – Grand (From Vehicle)	Entry into a motor vehicle, without force, where the property stolen exceeds \$950.
	Theft – Petty (From Vehicle)	Entry into a motor vehicle, without force, where the property stolen is less than \$950.
	Burglary – From a Motor Vehicle	Forced entry into a locked motor vehicle with the intent to commit theft.