



BEVERLY HILLS POLICE DEPARTMENT

EXECUTIVE SUMMARY

April 2022

Crime Summary

In April 2022, we saw a **6%** decrease in overall crime¹ compared to March 2022. Overall total crime is marginally up by **0.2%** year-to-date. We have had one more crime committed thus far in 2022. Our response time to emergency calls for service is **1.43** minutes, and we received **3,117** community-generated calls for service.

Community Engagement

-) The Community Relations Unit (CRU) conducted several BHPD alert training sessions for department personnel.
-) The Social Media team's videos received over 61,000 views.
-) CRU hosted Coffee with a Cop at Greendoor and had a Crime Prevention Booth for Deon Jackson's All Season Fitness, a City-sponsored event.
-) Home Security Inspections and Citizen Police Academy continued to be led by CRU.
-) CRU participated in the Human Relations Commission meeting.

Detective Bureau

-) On April 22nd, a robbery of a postal worker occurred in the 700 block of North Alpine in which multiple arrow keys and a postal key were stolen. After further investigation, the suspect was ultimately located, arrested and federal charges were filed.
-) On April 27th, a suspect was arrested and some stolen items were recovered (two necklaces worth \$50,000 each along with \$20,000 in cash) from a theft that occurred at a Jewelry store on January 10th.
-) On April 27th, a strong-arm robbery occurred in the rear of 9600 Wilshire Boulevard. A follow-up investigation led to the identification and subsequent arrest of all four suspects.

Traffic Division

-) The Traffic Division had multiple deployments of a mobile speed deterrent trailer around the City in response to speed-related complaints.
-) Increased enforcement in the business district during the evening hours related to ongoing loud exhaust and speed complaints.
-) The Traffic Division hosted and instructed a 40-hour traffic investigation course to BHPD officers and other outside agencies.
-) Monitored a planned demonstration at La Cienega and Wilshire for the Armenian Genocide Remembrance Day.
-) The Major Collision Response Team (MCRT) responded to two major collisions with significant injuries.

¹ Refer to page 2 of the monthly statistical report for details on overall crime.



BEVERLY HILLS POLICE DEPARTMENT - APRIL 2022

MONTHLY REPORT

PATROL/FIELD STATISTICS	MAR 2022	APR 2022	+/- CHANGE	% CHANGE	YTD 2020	YTD 2021	YTD 2022	+/- CHANGE	% CHANGE
911 CALLS RECEIVED	2,954	2,377	-577	-19.5%	12,112	9,149	10,474	1,325	14%
TEXT TO 911 CALLS	4	6	2	50%	4	13	24	11	85%
RESPONSE TIME TO EMERGENCY CALLS	2.52	1.43	-1.09	-43%	2.32	2.49	2.15	-0.34	-14%
COMMUNITY GENERATED CALLS FOR SERVICE	3,140	3,117	-23	-1%	8,407	11,254	11,701	447	4%
OVERALL CRIME STATISTICS	MAR 2022	APR 2022	+/- CHANGE	% CHANGE	YTD 2020	YTD 2021	YTD 2022	+/- CHANGE	% CHANGE
CRIMINAL HOMICIDE	0	0	0	0%	0	0	0	0	0%
RAPE	1	0	-1	-100%	2	5	2	-3	-60%
AGGRAVATED ASSAULT	10	8	-2	-20%	9	22	33	11	50%
ROBBERY	5	5	0	0%	12	19	20	1	5%
COMMERCIAL ROBBERY ¹	3	0	-3	-100%	2	1	6	5	200%
ALL OTHERS	2	5	3	150%	10	18	14	-4	-22%
TOTAL VIOLENT CRIMES	16	13	-3	-19%	23	46	55	9	20%
BURGLARY	17	15	-2	-12%	66	95	87	-8	-8%
RESIDENTIAL	10	11	1	10%	41	53	51	-2	-4%
COMMERCIAL	7	4	-3	-43%	25	42	36	-6	-14%
Breach to Inhabited Dwelling (Residential)	5	8	3	60%	20	29	27	-2	-7%
Breach to premise after-hours (Commercial)	5	1	-4	-80%	13	27	11	-16	-59%
LARCENY (THEFT) ²	59	55	-4	-7%	294	271	268	-3	-1%
PETTY THEFT (Below \$950 loss)	20	18	-2	-10%	94	107	91	-16	-15%
GRAND THEFT (Above \$950 loss)	20	22	2	10%	106	68	100	32	47%
AUTO BURGLARY/THEFT FROM MOTOR VEHICLE	19	15	-4	-21%	94	96	77	-19	-20%
MOTOR VEHICLE THEFT	8	11	3	38%	16	28	31	3	11%
TOTAL PROPERTY CRIMES	84	81	-3	-4%	376	394	386	-8	-2%
TOTAL CRIMES	100	94	-6	-6%	399	440	441	1	0.2%

The blue rows above are derived values from the "RESIDENTIAL" & "COMMERCIAL" grey rows and are not intended for summation purposes.

¹Commercial Robbery is a shoplifter that uses force or fear to escape a store after the taking of the property. ²Larceny-theft is the unlawful taking, carrying, leading, or riding away of property from the possession or constructive possession of another.

*N/C = Not Calculable

*Numbers/percentages in **red font** indicate an increase.

*For more information on the crime categories under Crime Statistics and Arrest Statistics, reference page 6.



BEVERLY HILLS POLICE DEPARTMENT - APRIL 2022

MONTHLY REPORT

ARREST STATISTICS	MAR 2022	APR 2022	+/- CHANGE	% CHANGE	YTD 2020	YTD 2021	YTD 2022	+/- CHANGE	% CHANGE
CRIMINAL HOMICIDE	0	0	0	0%	0	0	0	0	0%
RAPE	0	0	0	0%	0	1	1	0	0%
ROBBERY	7	4	-3	-43%	5	21	20	-1	-5%
AGGRAVATED ASSAULT	6	4	-2	-33%	9	19	22	3	16%
TOTAL VIOLENT ARRESTS	13	8	-5	-38%	14	41	43	2	5%
LARCENY (THEFT) ²	15	9	-6	-40%	68	58	62	4	7%
BURGLARY	2	4	2	100%	14	33	16	-17	-52%
MOTOR VEHICLE THEFT	5	2	-3	-60%	30	29	17	-12	-41%
TOTAL PROPERTY ARRESTS	22	15	-7	-32%	112	120	95	-25	-21%
OTHER ARRESTS ³ (SEE TABLE BELOW FOR TOP 5)	88	82	-6	-7%	366	247	309	62	25%
TOTAL ALL ARRESTS	123	105	-18	-15%	492	408	447	39	10%

TOP 5 OTHER ARRESTS ³	APR 2022
POSSESSION OF A CONTROLLED SUBSTANCE	8
POSSESSION OF DRUG PARAPHENALIA	8
DRIVING UNDER INFLUENCE OF ALCOHOL	5
PUBLIC INTOXICATION	5
OUTSIDE FELONY WARRANT	4

²Larceny-theft is the unlawful taking, carrying, leading, or riding away of property from the possession or constructive possession of another.

³Other Arrests are collected from a variety of arrest charges which can include but are not limited to: Simple Assaults, Forgery/Counterfeiting, Embezzlement/Fraud, Receiving Stolen Property, Weapon Violations, Prostitution, Sex Crimes, Crimes Against Family/Child, Narcotic Drug Laws, Drunkenness, Disturbing the Peace, Disorderly Conduct, and DUI.

⁴A clearance is defined by the FBI as either an Arrest or an Exceptional Clearance AND the arrestee was charged with an offense by the court OR a juvenile offender is cited to juvenile court.

*N/C = Not Calculable

*Numbers/percentages in **red font** indicate an increase.

*For more information on the crime categories under Crime Statistics and Arrest Statistics, reference page 6.



BEVERLY HILLS POLICE DEPARTMENT - APRIL 2022

MONTHLY REPORT

COLLISIONS STATISTICS									
	MAR 2022	APR 2022	+/- CHANGE	% CHANGE	YTD 2020	YTD 2021	YTD 2022	+/- CHANGE	% CHANGE
PROPERTY DAMAGE	9	5	-4	-44%	51	40	24	-16	-40%
HIT & RUN	10	10	0	0%	33	37	34	-3	-8%
INJURY	24	25	1	4%	126	104	107	3	3%
AUTO	18	17	-1	-6%	78	64	79	15	23%
BICYCLIST	1	4	3	300%	7	11	8	-3	-27%
MOTORCYCLIST	2	1	-1	-50%	7	5	3	-2	-40%
PEDESTRIAN	2	3	1	50%	10	13	15	2	15%
OTHER	1	0	-1	-100%	17	11	2	-9	-82%
FATAL	0	0	0	0%	0	3	0	-3	-100%
AUTO	0	0	0	0%	0	0	0	0	0%
BICYCLIST	0	0	0	0%	0	1	0	-1	-100%
MOTORCYCLIST	0	0	0	0%	0	0	0	0	0%
PEDESTRIAN	0	0	0	0%	0	2	0	-2	-100%
OTHER	0	0	0	0%	0	0	0	0	0%
DUI	1	2	1	100%	7	10	5	-5	-50%

ENFORCEMENT STATISTICS									
	MAR 2022	APR 2022	+/- CHANGE	% CHANGE	YTD 2020	YTD 2021	YTD 2022	+/- CHANGE	% CHANGE
PARKING CITATIONS	7919	7084	-835	-11%	23,154	38,699	31,032	-7667	-20%
POLICE	21	18	-3	-14%	45	70	69	-1	-1%
TRAFFIC CONTROL	7635	6899	-736	-10%	23,109	38,629	30,080	-8549	-22%
WARNINGS	263	167	-96	-37%	N/A	N/A	883	N/A	N/A
SIGNED CITATIONS	931	705	-226	-24%	1865	2383	3188	805	34%
PATROL	224	139	-85	-38%	819	699	586	-1098	-16%
TRAFFIC CONTROL OFFICERS (NON-SWORN)	291	258	-33	-11%	1046	1684	1117	-567	-34%
WARNINGS	416	308	-108	-26%	N/A	N/A	1485	N/A	N/A
RED LIGHT PHOTO CITATIONS									
21453(a) VC	1750	1684	-66	-4%	5024	3520	6208	2688	76%
CELL PHONE CITATIONS									
23123(a) VC	20	40	20	100%	122	341	106	-235	-69%
SPEED VIOLATIONS	106	47	-59	-56%	360	302	288	-14	-5%
RIGHT OF WAY VIOLATIONS	100	47	-53	-53%	146	276	274	-2	-1%
SIGNAL VIOLATIONS	10	17	7	70%	46	58	52	-6	-10%
PED VIOLATIONS	7	8	1	14%	24	36	28	-8	-22%
MODIFIED EXHAUST	2	1	-1	-50%	N/A	N/A	15	N/A	N/A
OTHER HAZARDS	75	62	-13	-17%	404	330	281	-49	-15%
DUI ARRESTS	10	9	-1	-10%	40	24	42	18	75%
COMPLAINTS FILED	17	20	3	18%	120	81	81	0	0%
ENFORCEMENT INDEX	13	9	-4	-31%	29	52	40	-12	-23%
HANDICAP PLACARD CITATIONS	41	30	-11	-27%	64	145	151	6	4%



BEVERLY HILLS POLICE DEPARTMENT - APRIL 2022

MONTHLY REPORT

DETECTIVE BUREAU STATISTICS		APRIL 2022
CASE ASSIGNED		211
CASES CLOSED/CLEARED		100
FELONY CASE FILING		9
MISDEMEANOR CASE FILING		10
CASE REJECTED BY DISTRICT ATTORNEY		11
PENDING FILING WITH DISTRICT ATTORNEY		49
PENDING DNA		0
ACTIVE CASES		1571

OTHER REPORTED CRIMES	APRIL 2022
HATE CRIMES	0
SIMPLE ASSAULTS	15
IDENTITY THEFT	17
<i>RECOVERED VEHICLES</i>	<i>4</i>

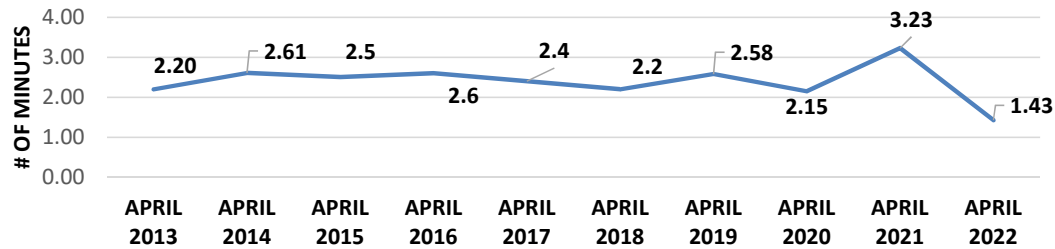
ONLINE POLICE REPORTING STATISTICS	APRIL 2022
LOST PROPERTY	7
HARASSING PHONE CALLS	2
GRAND THEFT	4
PETTY THEFT	6
THEFT FROM VEHICLE	4
VANDALISM	1
TOTAL	24



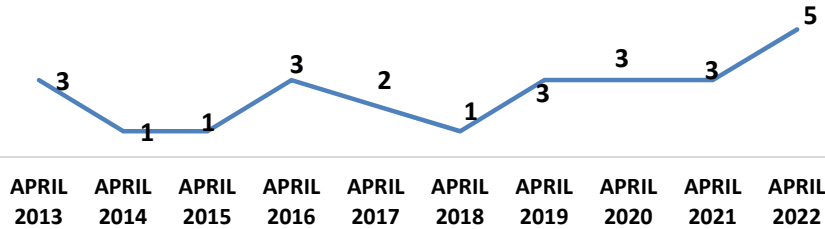
BEVERLY HILLS POLICE DEPARTMENT - APRIL 2022

MONTHLY REPORT

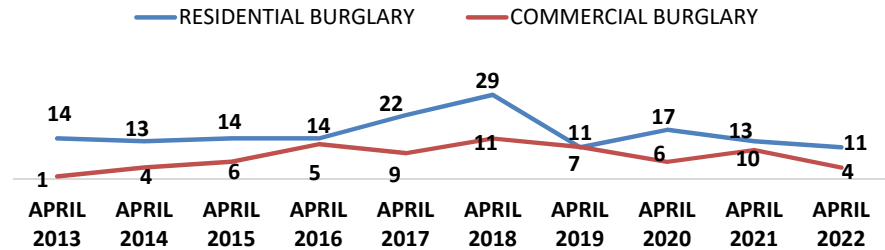
RESPONSE TIME
APRIL 2013 - APRIL 2022



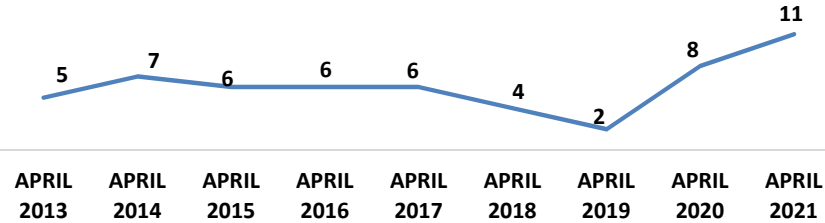
ROBBERY
APRIL 2013 - APRIL 2022



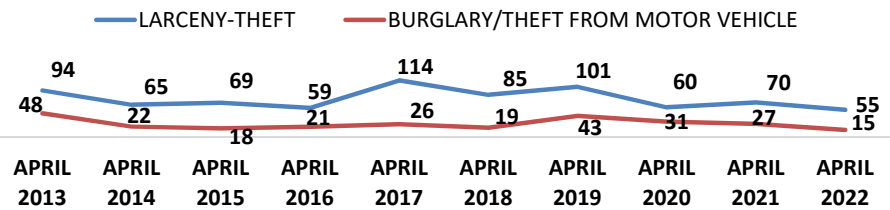
BURGLARY
APRIL 2013 - APRIL 2022



MOTOR VEHICLE THEFT
APRIL 2013 - APRIL 2022



LARCENY-THEFT
APRIL 2013 - APRIL 2022



Crime Category	Sub-Category	Description
ASSAULT	Assault – Aggravated	An assault with a weapon or with the intent to inflict severe or aggravated bodily injury.
	Assault – Simple	An assault with no intent and not resulting in severe or aggravated bodily injury.
	Assaults – Prior to Sept 2018	All aggravated and simple assaults (previously combined).
BURGLARY	Burglary – Commercial Building	Entry into a commercial business after business hours with the intent to commit theft
	Burglary – Construction Site	Any entry onto a construction site with intent to commit theft.
	Burglary – Residential (Accessed Garage Only)	Entry <u>limited</u> to a garage (subterranean, attached to residence, detached from residence) with intent to commit theft.
	Burglary – Residential (Home Occupied)	Entry into a residence with the intent to commit a theft or any felony while the residence is occupied at the time of the crime.
	Burglary – Residential (Common Area)	Entry <u>limited</u> to a common mail area or laundry room of a multi-family residence with the intent to commit mail theft or coin theft.
	Burglary – Residential (No One Home)	Entry into a residence with the intent to commit a theft or any felony when no one is home at the time of the crime.
DUI ARREST		The arrest of a person for driving while under the influence of any alcoholic beverage or drug.
HOMICIDE		The willful (non-negligent) killing of one human being by another.
MOTOR VEHICLE THEFT	Motor Vehicle Theft	The theft of a motor vehicle.
ROBBERY	Shoplift Robbery	A shoplifter uses force against store security to retain property stolen from the location.
	Robbery	The taking of anything of value from a person by force or threat of force or violence.
SEX CRIMES		Includes rape, sexual battery and sex registrant violations.
THEFT/LARCENY	Theft – Grand	Theft where the value of the property exceeds \$950, or is taken from a person, or a firearm of any value.
	Theft – Petty	Theft where the value of the property is less than \$950.
	Theft From Commercial Building	Theft (regardless of value) from a commercial business, building or office.
	Theft of Auto Parts	Theft, limited to auto parts, from the interior or exterior of a vehicle.
VANDALISM		The malicious destruction, damage or defacing (graffiti) of real or personal property of another.
VEHICLE BREAK-IN/THEFT	Theft – Grand (From Vehicle)	Entry into a motor vehicle, without force, where the property stolen exceeds \$950.
	Theft – Petty (From Vehicle)	Entry into a motor vehicle, without force, where the property stolen is less than \$950.
	Burglary – From a Motor Vehicle	Forced entry into a locked motor vehicle with the intent to commit theft.