



BEVERLY HILLS POLICE DEPARTMENT

EXECUTIVE SUMMARY

JUNE 2021

Crime Summary:

During June 2021, we saw a 9% decrease in overall crime compared to May 2021. Overall, total crime still remains down at -7% year-to-date. We have had 108 less crimes committed thus far in 2021. Our response time to Emergency Calls for Service was 2.41 minutes and we received 3,187 Community Generated Calls for Service during June 2021.

Significant Accomplishments:

-) Residential Burglaries were down (-5)
-) Aggravated Assaults were down (-6)
-) Overall violent arrests are up 87% (+53). This is led by Robbery and Aggravated Assaults arrests at 63% (+20) and 126% (+34) respectively.

Community Engagement:

-) A "Just in Case" ZOOM meeting for the southeast portion (Zone 8) was held on June 16th.

Detective Bureau:

-) On May 28th, 2021, an armed robbery occurred in the 300 block of South Elm Drive where a high-end watch was forcibly taken from the victim. The suspects fled in a vehicle but the license plate was captured on a camera during the suspect's escape. Detectives followed up on the suspect's license plate and enlisted the assistance of the Crime Impact Team. On June 18th, 2021, the suspects were observed again in the City of Beverly Hills and an active surveillance was established. The suspects attempted to rob another victim where their attempt was thwarted and they were arrested for both crimes.
-) Between June 25th and June 27th, a residence in the 700 block of North Alta Drive was targeted several times by the same suspect for a residential burglary. During the commission of one of those crimes, the suspect was arrested by BHPD patrol officers and detectives were called to assist in locating property stolen by the suspect. With the assistance of the Crime Impact Team, all the stolen items were recovered from the suspect's residence and returned to the victim.
-) On June 29th, 2021, a suspect known to BHPD detectives in several active vehicle burglary cases was observed in the City of Beverly Hills. The Crime Impact Team assisted the lead detective in conducting an active surveillance where he was seen committing another vehicle burglary. He was promptly arrested and charged with multiple counts of vehicle burglary. **This arrest will clear over ten (10) vehicle burglary cases in the City of Beverly Hills and several others in the surrounding jurisdictions.**

Geographical Policing:

-) On June 2nd, the Geographical Policing Officers attended a Public Safety Walk in LA (8580 Burton Way) regarding homeless encampments.
-) On June 3rd, a Zoom meeting with other City Departments was held to discuss the City owned Parking Facility located neared the Maybourne Hotel on Canon Drive.
-) On June 8th, the Geographical Policing Officers attended the monthly homeless collaboration meeting with other City and County Departments.
-) On June 23rd, the Geographical Policing Team attended a community service monthly meeting in which they discussed the opportunity to add a Bike Team to the Park Rangers and organize a response team to address habitual offenders.

Traffic Division:

-) During June 2021, our Traffic Bureau issued 10,039 parking citations.
-) Parking Citations are up 38% (+25,616) year-to-date.



BEVERLY HILLS POLICE DEPARTMENT - JUNE 2021

MONTHLY REPORT

PATROL/FIELD STATISTICS	MAY 2021	JUNE 2021	+/- CHANGE	% CHANGE	ROLLING 24 MONTHS (JULY 18- JUNE 19)	ROLLING 12 MONTHS (JULY 19- JUNE 20)	JULY 20 - JUNE 21	+/- CHANGE	% CHANGE
911 CALLS RECEIVED	2,559	2,615	56	2%	34,084	38,352	29,822	-8,530	-22%
TEXT TO 911 CALLS	0	0	0	0%	12	9	6	-3	-33%
RESPONSE TIME TO EMERGENCY CALLS	2.15	2.41	0.26	12%	2.23	2.29	2.18	-0.11	-5%
COMMUNITY GENERATED CALLS FOR SERVICE	3,134	3,187	53	2%	27,989	27,990	31,205	3,215	11.5%
OVERALL CRIME STATISTICS	MAY 2021	JUNE 2021	+/- CHANGE	% CHANGE	ROLLING 24 MONTHS (JULY 18- JUNE 19)	ROLLING 12 MONTHS (JULY 19- JUNE 20)	JULY 20 - JUNE 21	+/- CHANGE	% CHANGE
CRIMINAL HOMICIDE	0	0	0	0%	0	1	0	-1	-100%
RAPE	3	1	-2	-67%	9	9	10	1	11%
AGGRAVATED ASSAULT	9	3	-6	-67%	45	45	69	24	53%
ROBBERY	2	5	3	150%	44	51	52	1	2%
COMMERCIAL ROBBERY ¹	0	1	1	100%	10	11	7	-4	-36%
ALL OTHERS	2	4	2	100%	34	40	45	5	13%
TOTAL VIOLENT CRIMES	14	9	-5	-36%	98	106	131	25	24%
BURGLARY	23	25	2	9%	333	253	266	13	5%
RESIDENTIAL	18	13	-5	-28%	211	119	154	35	29%
COMMERCIAL	5	12	7	140%	122	134	112	-22	-16%
Breach to Inhabited Dwelling (Residential)	5	8	3	60%	148	74	88	14	19%
Breach to premise after-hours (Commercial)	4	6	2	50%	47	104	84	-20	-19%
LARCENY (THEFT) ²	71	58	-13	-18%	1,236	1,034	859	-175	-17%
PETTY THEFT (Below \$950 loss)	28	17	-11	-39%	300	277	318	41	15%
GRAND THEFT (Above \$950 loss)	16	21	5	31%	295	294	261	-33	-11%
BURGLARY/THEFT FROM MOTOR VEHICLE	27	20	-7	-26%	532	384	280	-104	-27%
MOTOR VEHICLE THEFT	6	12	6	100%	49	67	96	29	43%
TOTAL PROPERTY CRIMES	100	95	-5	-5%	1,618	1,354	1,221	-133	-10%
TOTAL CRIMES	114	104	-10	-9%	1,716	1,460	1,352	-108	-7%

The blue rows above are derived values from the "RESIDENTIAL" & "COMMERCIAL" grey rows and are not intended for summation purposes.

¹Commercial Robbery is a shoplifter that uses force or fear to escape a store after the taking of the property. ²Larceny-theft is the unlawful taking, carrying, leading, or riding away of property from the possession or constructive possession of another.

*N/C = Not Calculable

*Numbers/percentages in red font indicate an increase.

*A rolling period of time is one that "rolls" with what the current date is (e.g. a 12 month rolling average refers to the 12 months immediately prior to the timeframe being reported).

*For more information on the crime categories under Crime Statistics and Arrest Statistics, reference page 6.



BEVERLY HILLS POLICE DEPARTMENT - JUNE 2021

MONTHLY REPORT

ARREST STATISTICS	MAY 2021	JUNE 2021	+/- CHANGE	% CHANGE	ROLLING 24 MONTHS (JULY 18- JUNE 19)	ROLLING 12 MONTHS (JULY 19- JUNE 20)	JULY 20 - JUNE 21	+/- CHANGE	% CHANGE
CRIMINAL HOMICIDE	0	0	0	0%	2	0	0	0	0%
RAPE	0	0	0	0%	1	2	1	-1	-50%
ROBBERY	1	8	7	700%	20	32	52	20	63%
AGGRAVATED ASSAULT	7	5	-2	-29%	45	27	61	34	126%
TOTAL VIOLENT ARRESTS	8	13	5	63%	68	61	114	53	87%
LARCENY (THEFT) ²	15	4	-11	-73%	176	236	166	-70	-30%
BURGLARY	10	13	3	30%	79	85	102	17	20%
MOTOR VEHICLE THEFT	6	5	-1	-17%	67	77	85	8	10%
TOTAL PROPERTY ARRESTS	31	22	-9	-29%	322	398	353	-45	-11%
OTHER ARRESTS ³ (SEE TABLE BELOW FOR TOP 5)	74	78	4	5%	1,523	1,388	1,032	-356	-26%
TOTAL ALL ARRESTS	113	113	0	0%	1,913	1,847	1,499	-348	-19%

TOP 5 OTHER ARRESTS ³	JUNE 2021
POSSESSION OF DRUG PARAPHERNALIA	11
POSSESSION OF A CONTROLLED SUBSTANCE	8
OFFICER, PEACE OFFICER, OR EMERGENCY	7
REFUSING OR FAILING TO LEAVE LAND, REAL PROPERTY OR STRUCTURE, NOT OPEN TO PUBLIC	5
OUTSIDE AGENCY FELONY WARRANT	5

¹Larceny-theft is the unlawful taking, carrying, leading, or riding away of property from the possession or constructive possession of another.

³Other Arrests are collected from a variety of arrest charges which can include but are not limited to: Simple Assaults, Forgery/Counterfeiting, Embezzlement/Fraud, Receiving Stolen Property, Weapon Violations, Prostitution, Sex Crimes, Crimes Against Family/Child, Narcotic Drug Laws, Drunkenness, Disturbing the Peace, Disorderly Conduct, and DUI.

⁴A clearance is defined by the FBI as either an Arrest or an Exceptional Clearance AND the arrestee was charged with an offense by the court OR a juvenile offender is cited to juvenile court.

*N/C = Not Calculable

*Numbers/percentages in **red font** indicate an increase.

*A rolling period of time is one that "rolls" with what the current date is (e.g. a 12 month rolling average refers to the 12 months immediately prior to the timeframe being reported).

*For more information on the crime categories under Crime Statistics and Arrest Statistics, reference page 6.



BEVERLY HILLS POLICE DEPARTMENT - JUNE 2021

MONTHLY REPORT

INVESTIGATION STATISTICS	JUNE 2021
CASE ASSIGNED	318
CASES CLOSED/CLEARED	125
FELONY CASE FILING	11
MISDEMEANOR CASE FILING	14
CASE REJECTED BY DISTRICT ATTORNEY	5
PENDING FILING WITH DISTRICT ATTORNEY	10
PENDING DNA	64
ACTIVE CASES	2014

CRIME IMPACT TEAM STATISTICS	JUNE 2021
CASES ASSIGNED	16
CASES CLOSED/CLEARED	13
FELONY CASE FILING	2
MISDEMEANOR CASE FILING	2
CASE REJECTED BY DISTRICT ATTORNEY	9
PENDING FILING WITH DISTRICT ATTORNEY	3
PENDING DNA	10
ACTIVE CASES	115

ONLINE POLICE REPORTING STATISTICS	JUNE 2021
LOST PROPERTY	4
HARASSING PHONE CALLS	0
GRAND THEFT	7
PETTY THEFT	3
THEFT FROM VEHICLE	4
VANDALISM	5
TOTAL	23

CRIME IMPACT TEAM STATISTICS (SELF-REPORTED)	
ARRESTS	10
INVESTIGATIVE HOURS	210
SEARCH WARRANTS/ TRACKERS/ CELL PHONES	1
TRAINING HOURS	116
HOURS IN COURT/CASE PREPARATION	0
ALCOHOL REGULATION COMPLIANCE, VICE & TOBACCO OPERATIONS	0
HOURS ON SURVEILLANCE	700

BHUSD STATISTICS JUNE 2021				
	BEVERLY HILLS HIGH SCHOOL	BEVERLY VISTA	HAWTHORNE	HORACE MANN
OFFICER SCHOOL VISITS	15	13	14	2
COMMUNITY GENERATED CALLS FOR SERVICE	5	3	0	1
REPORTS TAKEN	0	0	0	0



BEVERLY HILLS POLICE DEPARTMENT - JUNE 2021

MONTHLY REPORT

COLLISIONS STATISTICS	MAY 2021	JUNE 2021	+/- CHANGE	% CHANGE	ROLLING	ROLLING	JULY 20 -	+/- CHANGE	% CHANGE
					24 MONTHS	12 MONTHS			
					(JULY 18- JUNE 19)	(JULY 19- JUNE 20)	JUNE 21		
PROPERTY DAMAGE	11	13	2	18%	196	203	122	-81	-40%
HIT & RUN	9	10	1	11%	112	113	96	-17	-15%
INJURY	29	29	0	0%	461	397	291	-106	-27%
AUTO	24	24	0	0%	347	263	195	-68	-26%
BICYCLIST	1	2	1	100%	30	25	27	2	8%
MOTORCYCLIST	2	3	1	50%	23	22	14	-8	-36%
PEDESTRIAN	2	0	-2	-100%	33	34	31	-3	-9%
OTHER	0	0	0	0%	28	50	24	-26	-52%
FATAL	0	0	0	0%	1	1	2	1	100%
AUTO	0	0	0	0%	1	0	0	0	0%
BICYCLIST	0	0	0	0%	0	0	0	0	0%
MOTORCYCLIST	0	0	0	0%	1	0	0	0	0%
PEDESTRIAN	0	0	0	0%	0	1	2	1	100%
OTHER	0	0	0	0%	0	0	0	0	0%
DUI	3	0	-3	-100%	42	19	30	11	58%

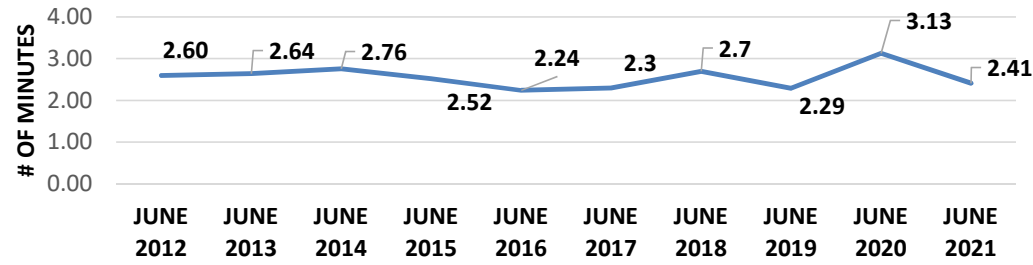
ENFORCEMENT STATISTICS	MAY 2021	JUNE 2021	+/- CHANGE	% CHANGE	ROLLING	ROLLING	JULY 20 -	+/- CHANGE	% CHANGE
					24 MONTHS	12 MONTHS			
					(JULY 18- JUNE 19)	(JULY 19- JUNE 20)	JUNE 21		
PARKING CITATIONS	8761	10039	1278	15%	77309	66886	92502	25616	38%
POLICE	77	32	-45	-58%	305	469	556	87	19%
TRAFFIC CONTROL	8684	10007	1323	15%	77004	66417	91946	25529	38%
SIGNED CITATIONS	832	601	-231	-28%	6377	5838	5907	69	1%
PATROL	158	169	11	7%	3360	2767	2005	-762	-28%
TRAFFIC CONTROL	674	432	-242	-36%	3017	3071	3902	831	27%
RED LIGHT PHOTO CITATIONS									
21453(a) VC	1205	1350	145	12%	15580	17014	13243	-3771	-22%
CELL PHONE CITATIONS									
23123(a) VC	91	84	-7	-8%	162	353	656	303	86%
SPEED VIOLATIONS	149	101	-48	-32%	354	840	665	-175	-21%
RIGHT OF WAY VIOLATIONS	91	75	-16	-18%	383	467	550	83	18%
SIGNAL VIOLATIONS	20	15	-5	-25%	76	124	170	46	37%
PED VIOLATIONS	40	7	-33	-83%	109	133	143	10	8%
OTHER HAZARDS	142	109	-33	-23%	1508	1245	1307	62	5%
DUI ARRESTS	10	5	-5	-50%	188	140	84	-56	-40%
COMPLAINTS FILED	21	15	-6	-29%	432	429	280	-149	-35%
ENFORCEMENT INDEX	18	13	-5	-28%	68	88	139	51	58%
PLACARD CITATIONS	28	42	14	50%	201	297	292	-5	-2%



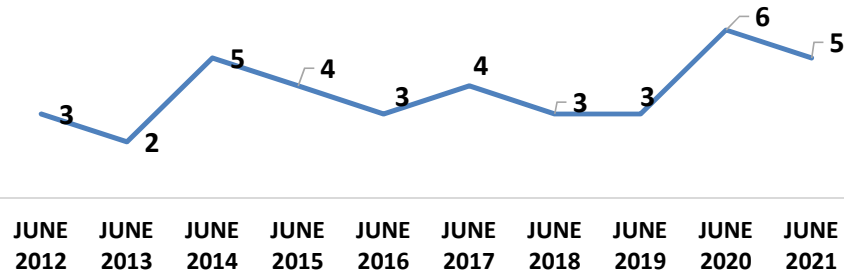
BEVERLY HILLS POLICE DEPARTMENT - JUNE 2021

MONTHLY REPORT

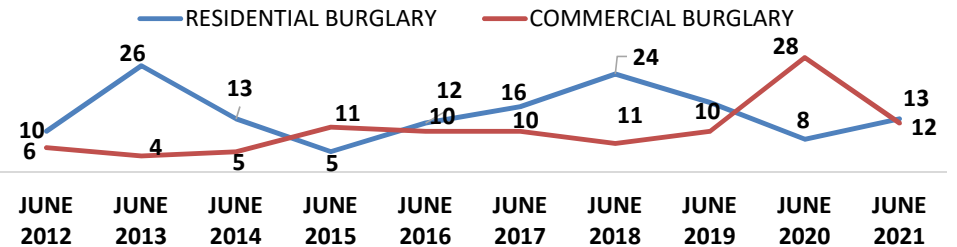
RESPONSE TIME
JUNE 2012 - JUNE 2021



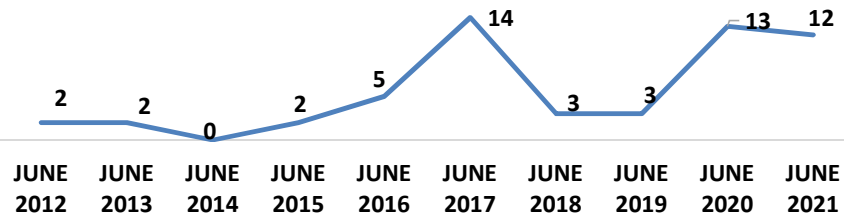
ROBBERY JUNE 2012 - JUNE 2021



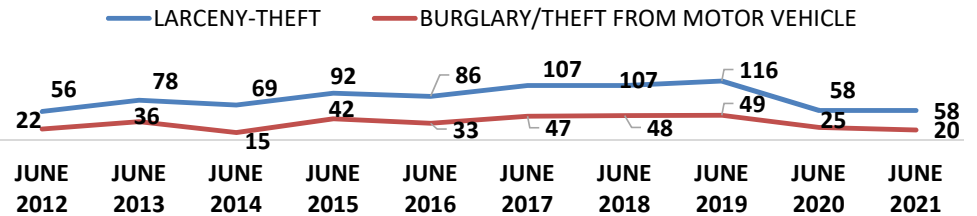
BURGLARY
JUNE 2012 - JUNE 2021



MOTOR VEHICLE THEFT
JUNE 2012 - JUNE 2021



LARCENY-THEFT
JUNE 2012 - JUNE 2021



Crime Category	Sub-Category	Description
ASSAULT	Assault – Aggravated	An assault with a weapon or with the intent to inflict severe or aggravated bodily injury.
	Assault – Simple	An assault with no intent and not resulting in severe or aggravated bodily injury.
	Assaults – Prior to Sept 2018	All aggravated and simple assaults (previously combined).
BURGLARY	Burglary – Commercial Building	Entry into a commercial business after business hours with the intent to commit theft
	Burglary – Construction Site	Any entry onto a construction site with intent to commit theft.
	Burglary – Residential (Accessed Garage Only)	Entry <u>limited</u> to a garage (subterranean, attached to residence, detached from residence) with intent to commit theft.
	Burglary – Residential (Home Occupied)	Entry into a residence with the intent to commit a theft or any felony while the residence is occupied at the time of the crime.
	Burglary – Residential (Common Area)	Entry <u>limited</u> to a common mail area or laundry room of a multi-family residence with the intent to commit mail theft or coin theft.
	Burglary – Residential (No One Home)	Entry into a residence with the intent to commit a theft or any felony when no one is home at the time of the crime.
DUI ARREST		The arrest of a person for driving while under the influence of any alcoholic beverage or drug.
HOMICIDE		The willful (non-negligent) killing of one human being by another.
MOTOR VEHICLE THEFT	Motor Vehicle Theft	The theft of a motor vehicle.
ROBBERY	Shoplift Robbery	A shoplifter uses force against store security to retain property stolen from the location.
	Robbery	The taking of anything of value from a person by force or threat of force or violence.
SEX CRIMES		Includes rape, sexual battery and sex registrant violations.
THEFT/LARCENY	Theft – Grand	Theft where the value of the property exceeds \$950, or is taken from a person, or a firearm of any value.
	Theft – Petty	Theft where the value of the property is less than \$950.
	Theft From Commercial Building	Theft (regardless of value) from a commercial business, building or office.
	Theft of Auto Parts	Theft, limited to auto parts, from the interior or exterior of a vehicle.
VANDALISM		The malicious destruction, damage or defacing (graffiti) of real or personal property of another.
VEHICLE BREAK-IN/THEFT	Theft – Grand (From Vehicle)	Entry into a motor vehicle, without force, where the property stolen exceeds \$950.
	Theft – Petty (From Vehicle)	Entry into a motor vehicle, without force, where the property stolen is less than \$950.
	Burglary – From a Motor Vehicle	Forced entry into a locked motor vehicle with the intent to commit theft.