



# BEVERLY HILLS POLICE DEPARTMENT

## EXECUTIVE SUMMARY

### February 2022

#### Crime Summary

During February 2022, we saw a 7% decrease in overall crime<sup>1</sup> compared to January 2022. Overall total crime is up by 9% year-to-date. We have had 20 more crimes committed thus far in 2022. Our response time to emergency calls for service is 2.31 minutes, and we received **2,745** community-generated calls for service.

#### Community Engagement

- ) The Community Relations Unit held the first ever "Guac with a Cop" event at Cantina Frida. It was a huge success with over 100 attendees at this community outreach event.
- ) Hillgreen Drive hosted a neighborhood watch meeting joined by Chief Stainbrook and Sgt. Perez that focused on crime updates, crime prevention and mitigation techniques. About 25 residents from the area attended this meeting.
- ) The social media team continues its proactive outreach to the community and had an expert in the field train the team on the latest social media techniques.
- ) Sgt. Perez participated in the Beverly Hills PTSA monthly meeting and gave updates on issues affecting BHUSD and the surrounding community.
- ) Lt. Trejo and Sgt. Perez met with our Community Relations counterparts from LASD West Hollywood to discuss community relations events and training.

#### Detective Bureau

- ) Ariel Maynor, the individual arrested for the murder of Jacqueline Avant, pled guilty to first degree murder, attempt murder, possession of a firearm by a felon, and residential burglary. He is facing up to 170 years in prison. Maynor is scheduled for sentencing on March 30<sup>th</sup>, 2022.

#### Traffic Division

- ) The Traffic Division has provided high visibility patrols in and around the business district due to an increase in street robberies.
- ) They continue to plan and collaborate for the upcoming 2022 LA Marathon & Vanity Fair Oscar Party. They also continue to coordinate with Metro with traffic mitigation efforts around the subway construction sites.
- ) The Traffic Division conducted follow up investigation which led to the 30- day impound of a primary vehicle involved in a recent vehicle "sideshow."
- ) The Traffic Bureau Commander provided a formal report to the Traffic and Parking Commission.

---

<sup>1</sup> Refer to page 2 of the monthly statistical report for details on overall crime.



# BEVERLY HILLS POLICE DEPARTMENT - FEBRUARY 2022

## MONTHLY REPORT

PATROL/FIELD STATISTICS	JAN 2022	FEB 2022	+/- CHANGE	% CHANGE	YTD 2020	YTD 2021	YTD 2022	+/- CHANGE	% CHANGE
911 CALLS RECEIVED	2,806	2,337	-469	-16.7%	6,673	4,173	5,143	970	23%
TEXT TO 911 CALLS	7	7	0	0%	4	17	14	-3	-18%
RESPONSE TIME TO EMERGENCY CALLS	2.16	2.31	0.15	7%	2.31	2.24	2.36	0.12	5%
COMMUNITY GENERATED CALLS FOR SERVICE	2,699	2,745	46	2%	4,308	5,486	5,444	-42	-0.8%
OVERALL CRIME STATISTICS	JAN 2022	FEB 2022	+/- CHANGE	% CHANGE	YTD 2020	YTD 2021	YTD 2022	+/- CHANGE	% CHANGE
CRIMINAL HOMICIDE	0	0	0	0%	0	0	0	0	0%
RAPE	1	0	-1	-100%	2	3	1	-2	-67%
AGGRAVATED ASSAULT	4	11	7	175%	7	11	15	4	36%
ROBBERY	6	4	-2	-33%	10	10	10	0	0%
COMMERCIAL ROBBERY <sup>1</sup>	4	0	-4	-100%	2	0	2	2	200%
ALL OTHERS	2	4	2	100%	8	10	8	-2	-20%
<b>TOTAL VIOLENT CRIMES</b>	<b>11</b>	<b>15</b>	<b>4</b>	<b>36%</b>	<b>19</b>	<b>24</b>	<b>26</b>	<b>2</b>	<b>8%</b>
BURGLARY	29	26	-3	-10%	29	42	55	13	31%
RESIDENTIAL	14	16	2	14%	18	22	30	8	36%
COMMERCIAL	15	10	-5	-33%	11	20	25	5	25%
Breach to Inhabited Dwelling (Residential)	4	10	6	150%	10	17	9	-8	-47%
Breach to premise after-hours (Commercial)	1	4	3	300%	6	17	5	-12	-71%
LARCENY (THEFT) <sup>2</sup>	81	73	-8	-10%	168	146	154	8	5%
PETTY THEFT (Below \$950 loss)	28	25	-3	-11%	42	59	53	-6	-10%
GRAND THEFT (Above \$950 loss)	38	20	-18	-47%	63	38	58	20	53%
AUTO BURGLARY/THEFT FROM MOTOR VEHICLE	15	28	13	87%	50	49	43	-6	-12%
MOTOR VEHICLE THEFT	7	5	-2	-29%	11	15	12	-3	-20%
<b>TOTAL PROPERTY CRIMES</b>	<b>117</b>	<b>104</b>	<b>-13</b>	<b>-11%</b>	<b>208</b>	<b>203</b>	<b>221</b>	<b>18</b>	<b>9%</b>
<b>TOTAL CRIMES</b>	<b>128</b>	<b>119</b>	<b>-9</b>	<b>-7%</b>	<b>227</b>	<b>227</b>	<b>247</b>	<b>20</b>	<b>9%</b>

The blue rows above are derived values from the "RESIDENTIAL" & "COMMERCIAL" grey rows and are not intended for summation purposes.

<sup>1</sup>Commercial Robbery is a shoplifter that uses force or fear to escape a store after the taking of the property. <sup>2</sup>Larceny-theft is the unlawful taking, carrying, leading, or riding away of property from the possession or constructive possession of another.

\*N/C = Not Calculable

\*Numbers/percentages in **red font** indicate an increase.

\*For more information on the crime categories under Crime Statistics and Arrest Statistics, reference page 6.



# BEVERLY HILLS POLICE DEPARTMENT - FEBRUARY 2022

## MONTHLY REPORT

ARREST STATISTICS	JAN 2022	FEB 2022	+/- CHANGE	% CHANGE	YTD 2020	YTD 2021	YTD 2022	+/- CHANGE	% CHANGE
CRIMINAL HOMICIDE	0	0	0	0%	0	0	0	0	0%
RAPE	1	0	-1	-100%	0	1	1	0	0%
ROBBERY	3	6	3	100%	3	7	9	2	29%
AGGRAVATED ASSAULT	2	10	8	400%	2	6	12	6	100%
<b>TOTAL VIOLENT ARRESTS</b>	<b>6</b>	<b>16</b>	<b>10</b>	<b>167%</b>	<b>5</b>	<b>14</b>	<b>22</b>	<b>8</b>	<b>57%</b>
LARCENY (THEFT) <sup>2</sup>	23	15	-8	-35%	49	29	38	9	31%
BURGLARY	5	5	0	0%	9	20	10	-10	-50%
MOTOR VEHICLE THEFT	7	3	-4	-57%	14	13	10	-3	-23%
<b>TOTAL PROPERTY ARRESTS</b>	<b>35</b>	<b>23</b>	<b>-12</b>	<b>-34%</b>	<b>72</b>	<b>62</b>	<b>58</b>	<b>-4</b>	<b>-6%</b>
OTHER ARRESTS <sup>3</sup> (SEE TABLE BELOW FOR TOP 5)	59	80	21	36%	238	118	139	21	18%
<b>TOTAL ALL ARRESTS</b>	<b>100</b>	<b>119</b>	<b>19</b>	<b>19%</b>	<b>315</b>	<b>194</b>	<b>219</b>	<b>25</b>	<b>13%</b>

TOP 5 OTHER ARRESTS <sup>3</sup>	FEB 2022
POSSESSION OF DRUG PARAPHENALIA	10
PETTY THEFT	6
POSSESSION OF A CONTROLLED SUBSTANCE	5
DRIVING UNDER INFLUENCE OF ALCOHOL	4
PUBLIC INTOXICATION	4

<sup>1</sup>Larceny-theft is the unlawful taking, carrying, leading, or riding away of property from the possession or constructive possession of another.

<sup>3</sup>Other Arrests are collected from a variety of arrest charges which can include but are not limited to: Simple Assaults, Forgery/Counterfeiting, Embezzlement/Fraud, Receiving Stolen Property, Weapon Violations, Prostitution, Sex Crimes, Crimes Against Family/Child, Narcotic Drug Laws, Drunkenness, Disturbing the Peace, Disorderly Conduct, and DUI.

<sup>4</sup>A clearance is defined by the FBI as either an Arrest or an Exceptional Clearance AND the arrestee was charged with an offense by the court OR a juvenile offender is cited to juvenile court.

\*N/C = Not Calculable

\*Numbers/percentages in **red font** indicate an increase.

\*For more information on the crime categories under Crime Statistics and Arrest Statistics, reference page 6.



## BEVERLY HILLS POLICE DEPARTMENT - FEBRUARY 2022

### MONTHLY REPORT

DETECTIVE BUREAU STATISTICS	FEB 2022
CASE ASSIGNED	214
CASES CLOSED/CLEARED	106
FELONY CASE FILING	17
MISDEMEANOR CASE FILING	22
CASE REJECTED BY DISTRICT ATTORNEY	10
PENDING FILING WITH DISTRICT ATTORNEY	16
PENDING DNA	0
ACTIVE CASES	1947

OTHER REPORTED CRIMES	FEB 2022
HATE CRIMES	2
SIMPLE ASSAULTS	9
IDENTITY THEFT	13
<i>RECOVERED VEHICLES</i>	<i>5</i>

ONLINE POLICE REPORTING STATISTICS	FEB 2022
LOST PROPERTY	8
HARASSING PHONE CALLS	3
GRAND THEFT	10
PETTY THEFT	11
THEFT FROM VEHICLE	9
VANDALISM	5
<b>TOTAL</b>	<b>46</b>



# BEVERLY HILLS POLICE DEPARTMENT - FEBRUARY 2022

## MONTHLY REPORT

COLLISIONS STATISTICS									
	JAN 2022	FEB 2022	+/- CHANGE	% CHANGE	YTD 2020	YTD 2021	YTD 2022	+/- CHANGE	% CHANGE
PROPERTY DAMAGE	6	4	-2	-33%	20	29	10	-19	-66%
HIT & RUN	5	9	4	80%	13	25	14	-11	-44%
INJURY	25	33	8	32%	37	44	58	14	32%
AUTO	19	25	6	32%	26	23	44	21	91%
BICYCLIST	2	1	-1	-50%	1	3	3	0	0%
MOTORCYCLIST	0	0	0	0%	0	3	0	-3	-100%
PEDESTRIAN	4	6	2	50%	6	10	10	0	0%
OTHER	0	1	1	100%	4	5	1	-4	-80%
FATAL	0	0	0	0%	0	2	0	-2	-200%
AUTO	0	0	0	0%	0	0	0	0	0%
BICYCLIST	0	0	0	0%	0	0	0	0	0%
MOTORCYCLIST	0	0	0	0%	0	0	0	0	0%
PEDESTRIAN	0	0	0	0%	0	0	0	0	0%
OTHER	0	0	0	0%	0	2	0	-2	0%
DUI	1	1	0	0%	4	5	2	-3	-60%

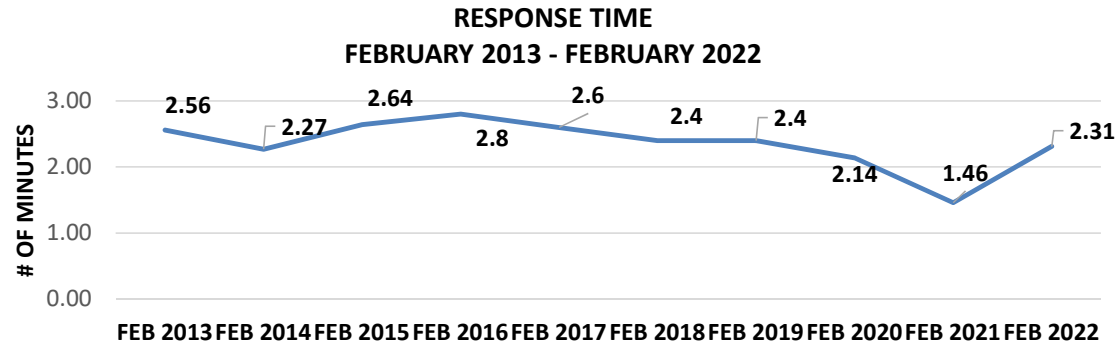
  

ENFORCEMENT STATISTICS									
	JAN 2022	FEB 2022	+/- CHANGE	% CHANGE	YTD 2020	YTD 2021	YTD 2022	+/- CHANGE	% CHANGE
PARKING CITATIONS	7968	7778	-190	-2%	10,187	16,516	15,746	-770	-5%
POLICE	13	17	4	31%	56	4	30	26	100%
TRAFFIC CONTROL	7785	7761	-24	0%	10,131	16,512	15,546	-966	-6%
WARNINGS	170	283	113	66%	0	N/A	170	N/A	N/A
SIGNED CITATIONS	714	838	124	17%	815	1052	791	-261	-25%
PATROL	123	100	-23	-19%	332	336	223	-493	-34%
TRAFFIC CONTROL OFFICERS (NON-SWORN)	281	287	6	2%	483	716	568	-148	-21%
WARNINGS	310	451	141	45%	N/A	N/A	310	N/A	N/A
RED LIGHT PHOTO CITATIONS									
21453(a) VC	1309	1465	156	12%	1496	1467	2774	1307	89%
CELL PHONE CITATIONS									
23123(a) VC	19	27	8	42%	46	138	46	-92	-67%
SPEED VIOLATIONS	71	64	-7	-10%	135	98	135	37	38%
RIGHT OF WAY VIOLATIONS	87	40	-47	-54%	56	113	127	14	12%
SIGNAL VIOLATIONS	19	6	-13	-68%	17	30	25	-5	-17%
PED VIOLATIONS	4	9	5	125%	13	12	13	1	8%
MODIFIED EXHAUST	7	5	-2	-29%	N/A	N/A	12	N/A	N/A
OTHER HAZARDS	58	86	28	48%	158	183	144	-39	-21%
DUI ARRESTS	11	12	1	9%	17	9	23	14	156%
COMPLAINTS FILED	20	24	4	20%	49	34	44	10	29%
ENFORCEMENT INDEX	11	7	-4	-36%	11	26	18	-8	-31%
HANDICAP PLACARD CITATIONS	28	52	24	86%	28	48	80	32	67%

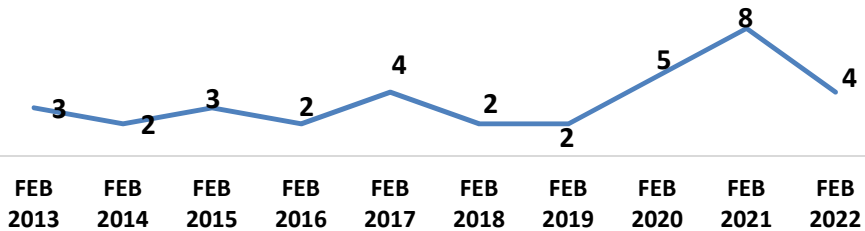


# BEVERLY HILLS POLICE DEPARTMENT - FEBRUARY 2022

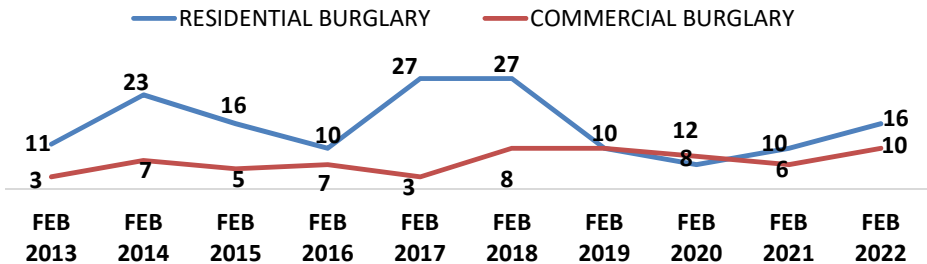
## MONTHLY REPORT



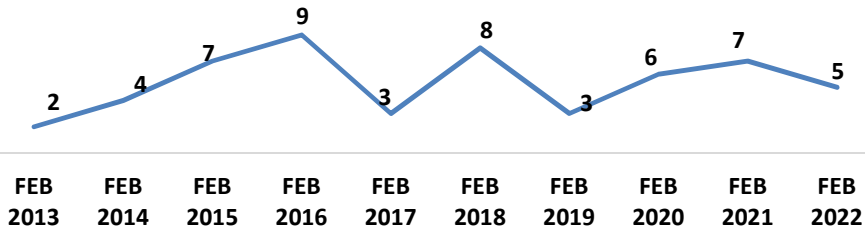
**ROBBERY**  
FEBRUARY 2013 - FEBRUARY 2022



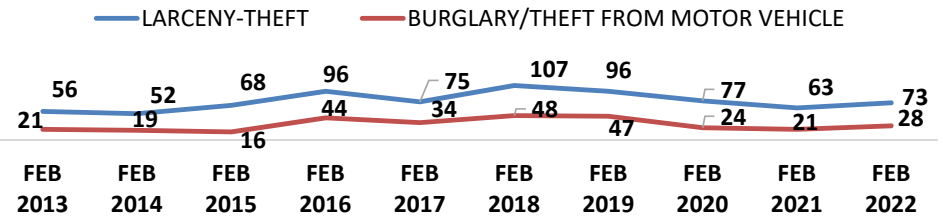
**BURGLARY**  
FEBRUARY 2013 - FEBRUARY 2022



**MOTOR VEHICLE THEFT**  
FEBRUARY 2013 - FEBRUARY 2022



**LARCENY-THEFT**  
FEBRUARY 2013 - FEBRUARY 2022



<b>Crime Category</b>	<b>Sub-Category</b>	<b>Description</b>
<b>ASSAULT</b>	Assault – Aggravated	An assault with a weapon or with the intent to inflict severe or aggravated bodily injury.
	Assault – Simple	An assault with no intent and not resulting in severe or aggravated bodily injury.
	Assaults – Prior to Sept 2018	All aggravated and simple assaults (previously combined).
<b>BURGLARY</b>	Burglary – Commercial Building	Entry into a commercial business after business hours with the intent to commit theft
	Burglary – Construction Site	Any entry onto a construction site with intent to commit theft.
	Burglary – Residential (Accessed Garage Only)	Entry <u>limited</u> to a garage (subterranean, attached to residence, detached from residence) with intent to commit theft.
	Burglary – Residential (Home Occupied)	Entry into a residence with the intent to commit a theft or any felony while the residence is occupied at the time of the crime.
	Burglary – Residential (Common Area)	Entry <u>limited</u> to a common mail area or laundry room of a multi-family residence with the intent to commit mail theft or coin theft.
	Burglary – Residential (No One Home)	Entry into a residence with the intent to commit a theft or any felony when no one is home at the time of the crime.
<b>DUI ARREST</b>		The arrest of a person for driving while under the influence of any alcoholic beverage or drug.
<b>HOMICIDE</b>		The willful (non-negligent) killing of one human being by another.
<b>MOTOR VEHICLE THEFT</b>	Motor Vehicle Theft	The theft of a motor vehicle.
<b>ROBBERY</b>	Shoplift Robbery	A shoplifter uses force against store security to retain property stolen from the location.
	Robbery	The taking of anything of value from a person by force or threat of force or violence.
<b>SEX CRIMES</b>		Includes rape, sexual battery and sex registrant violations.
<b>THEFT/LARCENY</b>	Theft – Grand	Theft where the value of the property exceeds \$950, or is taken from a person, or a firearm of any value.
	Theft – Petty	Theft where the value of the property is less than \$950.
	Theft From Commercial Building	Theft (regardless of value) from a commercial business, building or office.
	Theft of Auto Parts	Theft, limited to auto parts, from the interior or exterior of a vehicle.
<b>VANDALISM</b>		The malicious destruction, damage or defacing (graffiti) of real or personal property of another.
<b>VEHICLE BREAK-IN/THEFT</b>	Theft – Grand (From Vehicle)	Entry into a motor vehicle, without force, where the property stolen exceeds \$950.
	Theft – Petty (From Vehicle)	Entry into a motor vehicle, without force, where the property stolen is less than \$950.
	Burglary – From a Motor Vehicle	Forced entry into a locked motor vehicle with the intent to commit theft.