



City of Beverly Hills

Parking Permit Instructions

Contents

General	2
Permit Types.....	2
Creating an Account	4
Permit Status	6
Payment	8
Caregiver Permit	10
Daytime Parking Exemption.....	15
Overnight Parking Permit.....	20
Overnight Parking Permit - Step 1	20
Overnight Parking Permit – Step 2	23
Overnight Parking Exemption	27
Preferential Parking Permit.....	31
Special Occasion Permit	36
Temporary	40



General

In order to create an account, you need to register for a permit.

While there are NO parking permit policy changes, you will need to **re-register for a parking account**. The relaunched permit program will rely on vehicle license plates, also known as Permit by Plate. The Beverly Hills Police Department will utilize license plate recognition technology to further expand consistent coverage and maintain visibility within our neighborhoods. Permit by plate is a convenient solution for residents as you will no longer be required to display a hangtag daily.

Residents who had permits prior to 2019 that would like to opt-out of permit by plate can choose to keep the hangtag option. Please note that **combination of hangtags and permit by plate is not allowed**. If you are purchasing hangtags, please estimate up to **four (4) weeks for processing and mailing**.

Residents requiring a daytime AND overnight permit for their vehicle are not eligible for a hangtag permit.

Permit Types

Preferential Parking Permits

The City's Preferential Parking Permit Program governs parking in residential areas for all hours other than the overnight parking prohibition of 2:30 a.m. - 5:00 a.m.

Residents within a permit zone may purchase up to 3 daytime parking permits.

Preferential Parking Permits expire September 30th of the following year and require renewal.

Additional information on Preferential Parking Permits can be found [here](#).

For information about petitioning to establish or modify a Preferential Parking Permit zone on your street block, please [click here](#).

Daytime Parking Exemption

Daytime Parking Exemptions may be used to accommodate guests, workers, or small events that require on-street parking. Daytime Parking Exemptions do not exempt vehicles from street cleaning, areas posted for no parking, parking meters, and alleys.

Residents adjacent to a Preferential Permit zone can obtain 5 free exemptions as a courtesy without purchasing any permits. Those residents who reside in a Preferential Permit zone who have purchased all 3 of their Preferential Parking Permits can obtain unlimited exemptions.

Residents who do not reside in a Preferential Permit zone can obtain unlimited exemptions.

Additional information on Daytime Parking Exemptions can be found [here](#).



Overnight Parking Permits

The City has had an overnight parking prohibition to address public safety concerns since 1927. Overnight parking is not permitted in single family residential areas or commercial zones. However, as the City's multiple family residential areas do not have sufficient off-street parking for residents and their guests, the City provides an overnight parking permit program.

Qualifying residents in multiple-family units (apartments, condos, and duplexes) may purchase annual overnight parking permits. To qualify for permits residents must demonstrate a lack of off-street parking for their private vehicles.

Additional information on Preferential Parking Permits can be found [here](#).

Overnight Parking Exemption

Overnight Parking Exemptions may be used to accommodate guests, workers, or small events that require on-street parking. Overnight Parking Exemptions do not exempt vehicles from street cleaning, areas posted for no parking, parking meters, and alleys.

Residents in multiple-family residential areas may obtain up to 13 monthly overnight parking exemptions.

Additional information on Preferential Parking Permits can be found [here](#).

Caregiver Permit

Residents in Preferential or Overnight Parking Permit zones requiring a nurse or caregiver are eligible to purchase a Caregiver Permit.

In order to receive a Nurse/Caregiver Permit an original (no copy) letter on official letterhead signed by a physician or director of a nursing agency providing caregiver services must be provided.

Temporary

Temporary permits allow daytime and overnight parking for a period of four days only. These permits are to be used by residents who are registering after normal business hours. This permit may only be used one time per license plate and are only valid adjacent to the residential address they are issued to.

Special Occasion Permits

Special Occasion Permits may be used to accommodate small or large events that require on-street parking. Special Occasion Permits do not exempt vehicles from street cleaning, areas posted for no parking, parking meters, and alleys.

Residents can obtain Special Occasion Permits for up to 5, 10, 20, or 35 maximum vehicles. No license plates are required; however, residents must print the permit confirmation page with the PERMIT NO or write down the number. The printed or written PERMIT NO must be posted on the dashboard of all vehicles.



Creating an Account

In order to create an account and make payment for your parking permit you first need to apply for a parking permit. Once you've completed the application for a parking permit, and selected Save and Continue you will be prompted to create an account. After your account has been created you will be able to track your parking permit status. Once your parking permit is approved, you will receive an email to make payment.

Step 1. Select from the dropdown to create an account using your email address or to create a username.

City of Beverly Hills Parking Permit Portal

Checkout

There are item(s) in your cart that require additional review and are not yet approved. You will be notified on any further action(s) required and how to pay once a review of these item(s) has been completed.

Account Information
Create a new account for this transaction by making a selection and completing the information below.

Password Requirements
Eight or more characters in length and at least 3 of the 4 complexity requirements below:

- 1) Lower Case Character
- 2) Upper Case Character
- 3) Number
- 4) Special Character (Examples: !@#\$%^&*)

Checkout Options *

- Select an Option
- Create an Account Using My Email Address
- Create an Account Using a Custom Username

[Back to Shopping Cart](#) [Complete Request](#) [Cancel](#)

Step 2. To create an account using your email address, enter a password and select Complete Request. To create an account with a unique username, enter a username and a password and select Complete Request.

There are item(s) in your cart that require additional review and are not yet approved. You will be notified on any further action(s) required and how to pay once a review of these item(s) has been completed.

Account Information
Create a new account for this transaction by making a selection and completing the information below.

Password Requirements
Eight or more characters in length and at least 3 of the 4 complexity requirements below:

- 1) Lower Case Character
- 2) Upper Case Character
- 3) Number
- 4) Special Character (Examples: !@#\$%^&*)

Checkout Options *

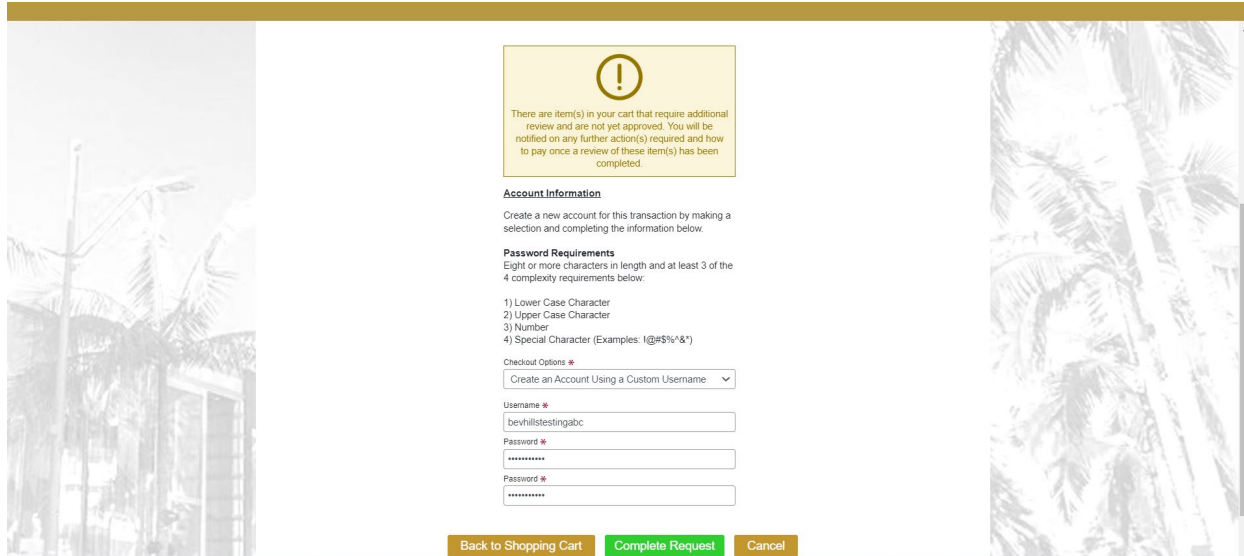
Create an Account Using My Email Address


Email Address *
bevhillstesting7@gmail.com

Password *

Password *




[Back to Shopping Cart](#) [Complete Request](#) [Cancel](#)





Welcome Bev Hills! ([Logout](#))

Account No - 1303500

City of Beverly Hills Parking Permit Portal

Permit Dashboard

Request a New Permit

Refresh My Permits

Filter by Status ▼

Filter by Permit Type ▼

PERMIT NO	STATUS	ITEM DESCRIPTION	VALID FROM	VALID TO	LOCATION	PERMIT HOLDER	VEHICLE(S)	QUICK LINKS
1070508	⌚ Approval Pending	PREFERENTIAL PARKING PERMIT	2/6/2023	9/30/2023	888 TEST DR BEVERLY HILLS, CA 90210	BEV HILLS	TESTA	

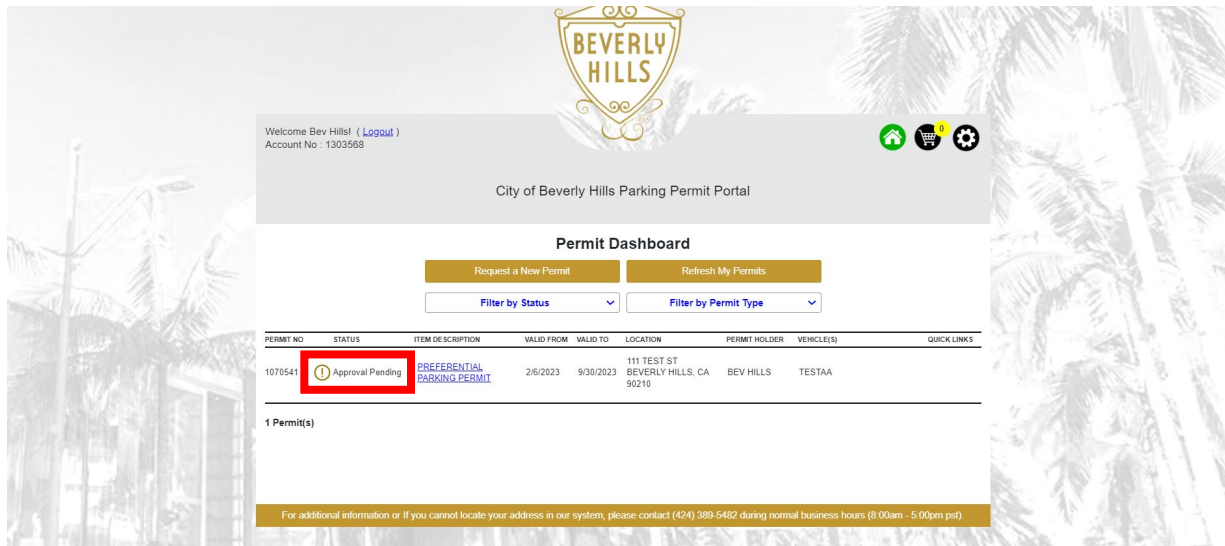
1 Permit(s)

For additional information or if you cannot locate your address in our system, please contact (424) 389-5482 during normal business hours (8:00am - 5:00pm pst)

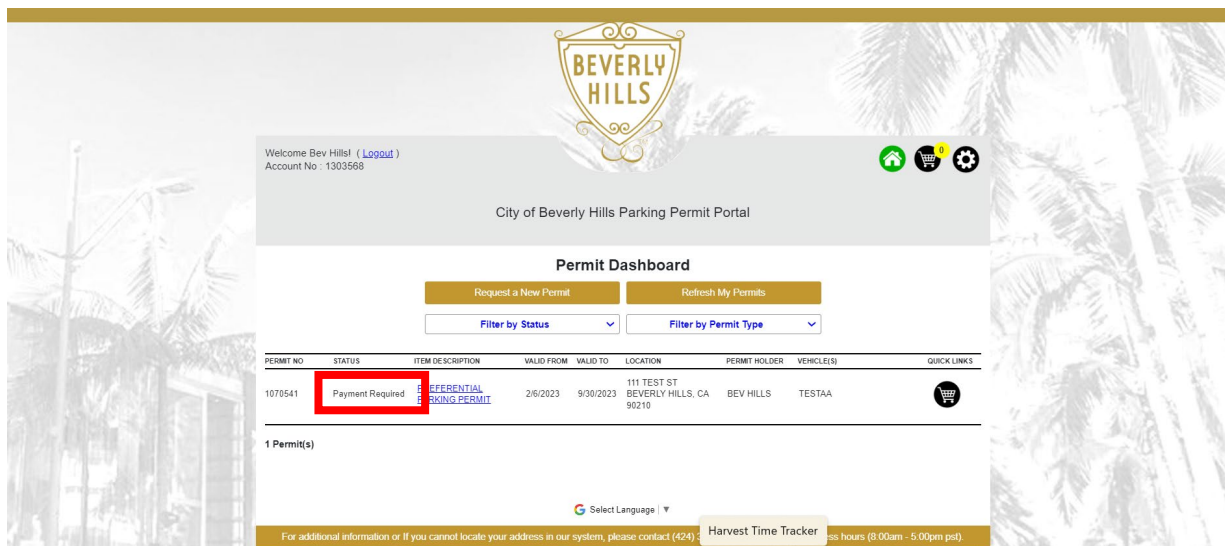


Permit Status

After applying for a permit which requires document verification, you're permit will be in the status Approval Pending until staff review is complete.



Once your permit has been approved, your status will change to Payment Required. From here, you can click on the shopping cart under Quick Links to submit credit card payment.





After payment has been completed for your parking permit, the status will update to **Active**. For permits which payment has been completed but are not yet active, the status will be **Not Yet Active** until the permit start date.

Welcome Bev Hills! (Logout)
Account No.: 1303568

City of Beverly Hills Parking Permit Portal

Permit Dashboard

Request a New Permit | Refresh My Permits

Filter by Status | Filter by Permit Type

PERMIT NO	STATUS	ITEM DESCRIPTION	VALID FROM	VALID TO	LOCATION	PERMIT HOLDER	VEHICLE(S)	QUICK LINKS
1070544	Active	DAYTIME PARKING EXEMPTION	1/10/2023	1/10/2023	111 TEST ST BEVERLY HILLS, CA 90210	BEV HILLS	TESTA	
1070543	Not Yet Active	OVERNIGHT PARKING EXEMPTION	1/11/2023	1/11/2023	111 TEST ST BEVERLY HILLS, CA 90210	BEV HILLS	TESTA	
1070541	Payment Required	PREFERENTIAL PARKING PERMIT	2/6/2023	9/30/2023	111 TEST ST BEVERLY HILLS, CA 90210	BEV HILLS	TESTAA	

3 Permit(s)

You can also filter by permit status and/or by permit type by clicking on the dropdowns.

Welcome Bev Hills! (Logout)
Account No.: 1303568

City of Beverly Hills Parking Permit Portal

Permit Dashboard

Request a New Permit | Refresh My Permits

Filter by Status | Filter by Permit Type

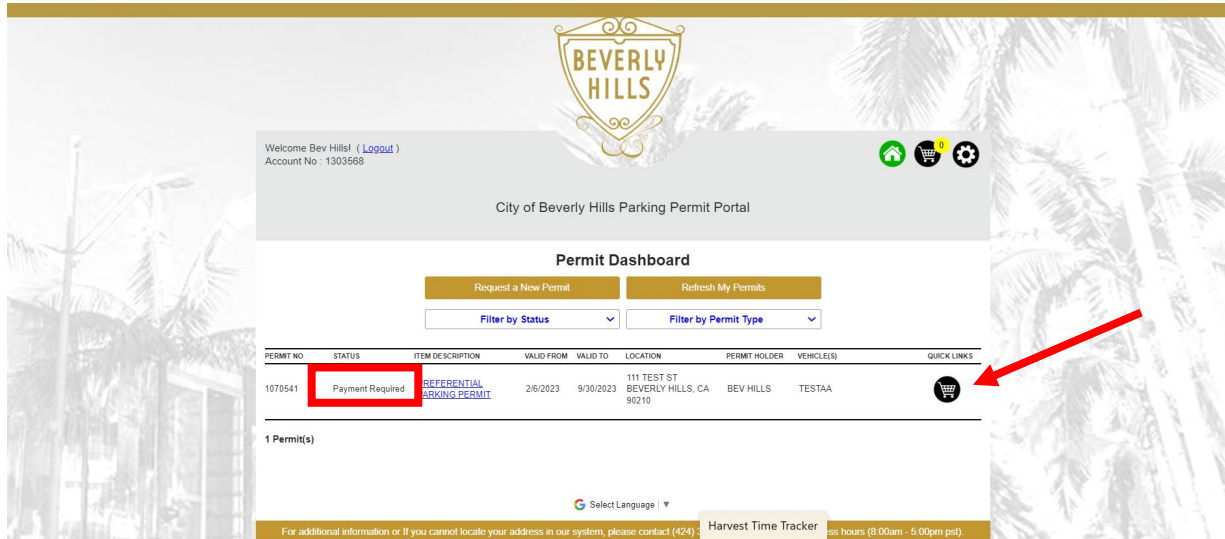
PERMIT NO	STATUS	ITEM DESCRIPTION	VALID FROM	VALID TO	LOCATION	PERMIT HOLDER	VEHICLE(S)	QUICK LINKS
1070544	Active	DAYTIME PARKING EXEMPTION	1/10/2023	1/10/2023	111 TEST ST BEVERLY HILLS, CA 90210	BEV HILLS	TESTA	
1070543	Not Yet Active	OVERNIGHT PARKING EXEMPTION	1/11/2023	1/11/2023	111 TEST ST BEVERLY HILLS, CA 90210	BEV HILLS	TESTA	
1070541	Payment Required	PREFERENTIAL PARKING PERMIT	2/6/2023	9/30/2023	111 TEST ST BEVERLY HILLS, CA 90210	BEV HILLS	TESTAA	

3 Permit(s)

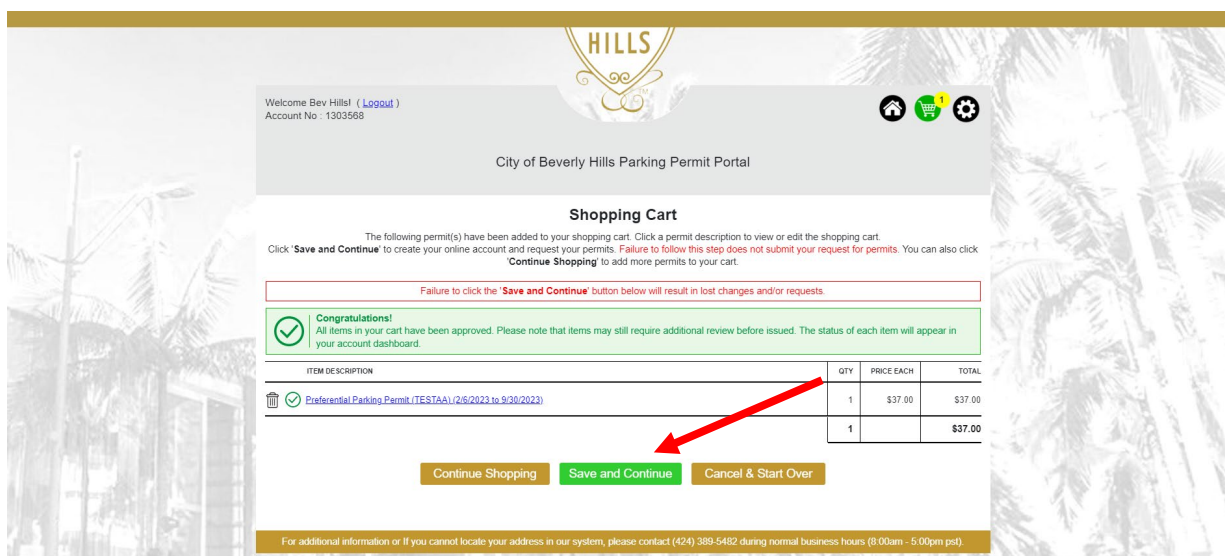


Payment

Step 1. Once your parking permit application has been approved, the permit status will update to Payment Required. From here, you can click on the shopping cart under Quick Links to make payment.




Step 2. From the shopping cart page, click Save and Continue to open the payment information page.





Step 3. Insert your credit card and cardholder information and select Complete Purchase.




Payment Information

Please complete the payment information below. The information provided will be used to complete a real-time payment to complete your purchase.
This transaction will appear as 'Citation-Permits Processing' on your billing statement.

The Amount Shown Includes a ~~Non-Refundable~~ Convenience Fee of **\$3.50**

Credit/Debit Card Information





Payment Amount *
\$40.50

Credit/Debit Card Number *

Expire Month *
Select Month

Expire Year *
2023


This site is protected by Sysnet's Trusted Commerce program.



Cardholder Information

First Name *
BEV

Last Name *
HILLS

Address Line 1 *
111 TEST ST

Address Line 2

Address Line 3


Country *
UNITED STATES

City *
BEVERLY HILLS


State *
CALIFORNIA

Zip/Postal Code *
90210

Phone Number
708-205-6170



[Back to Shopping Cart](#) [Save for Later](#) [Complete Purchase](#) [Cancel](#)





Caregiver Permit

Residents in Preferential or Overnight Parking Permit zones requiring a nurse or caregiver are eligible to purchase a Caregiver Permit.


In order to receive a Nurse/Caregiver Permit an original (no copy) letter on official letterhead signed by a physician or director of a nursing agency providing caregiver services must be provided.

The process to purchase a **Caregiver Permit** (permit by plate) or a **Caregiver Permit Legacy Hangtag** is the same; however, following application, approval, and payment, the hangtag permits must be mailed which could take up to 3 weeks.

Terms and Conditions for Caregiver Permits:

[https://beverlyhills.permitinfo.net/Template/beverlyhills/Forms/Caregiver Terms and Conditions 012023.pdf](https://beverlyhills.permitinfo.net/Template/beverlyhills/Forms/Caregiver_Terms_and_Conditions_012023.pdf)

Step 1. Click on Request a Permit.





Step 2. Select Caregiver Permit or Caregiver Permit Legacy Hangtag then select Request Permit.

The screenshot shows the City of Beverly Hills Parking Permit Portal. At the top, there is a header with the Beverly Hills logo and the text "Welcome!". Below the header, the text "City of Beverly Hills Parking Permit Portal" is displayed. A section titled "Need a Permit? Please Select from the Choices Below:" contains a dropdown menu with "Caregiver Permit" selected. Two red arrows point to the dropdown menu and the "Request Permit" button. Below the dropdown menu, there are two buttons: "Request Permit" and "Cancel". At the bottom, a footer contains the text: "For additional information or If you cannot locate your address in our system, please contact (424) 389-5482 during normal business hours (8:00am - 5:00pm pst)."

The screenshot shows the City of Beverly Hills Parking Permit Portal. At the top, there is a header with the Beverly Hills logo and the text "Welcome!". Below the header, the text "City of Beverly Hills Parking Permit Portal" is displayed. A section titled "Need a Permit? Please Select from the Choices Below:" contains a dropdown menu with "Caregiver Permit Legacy Hangtag" selected. Two red arrows point to the dropdown menu and the "Request Permit" button. Below the dropdown menu, there are two buttons: "Request Permit" and "Cancel". At the bottom, a footer contains the text: "For additional information or If you cannot locate your address in our system, please contact (424) 389-5482 during normal business hours (8:00am - 5:00pm pst)." and a "Harvest Time Tracker" button.



Step 3. Insert your information under Permit Holder Information.

You can also view a map of the permit zones by clicking the link below the Permit Holder Information section.

City of Beverly Hills Parking Permit Portal

Caregiver Permit \$11.00

Permit Holder Information

First Name *
BEV

Last Name *
HILLS

Phone Number *
7082056170

Email Address *
bevhillstesting@gmail.com

Address Information

Address *
999 TEST AVE

To view the parking zone map, please click [here](#)

Regulations & Restrictions

Click to view the [Terms and Conditions](#)

☐ * I Acknowledge the above Terms and Conditions

Caregiver Authorization and Proof of Residency *

Please submit a letter on official letterhead signed by a physician or director of the nursing agency providing caregiver services. The letter must include the following:

1. Current Date
2. Duration of Services, including frequency (i.e. number of days, weeks, months)
3. Name and address of patient.

AND

Please submit Proof of Residency at the address selected. Acceptable Proof of Residency Documents include: Current Lease Agreement, Utility Bill Less than 45 Days Old (Gas, Water or Electric).

All documents above must be uploaded as one file.

[Choose File](#)

[Go Back](#) [Add Permit to Shopping Cart](#) [Cancel](#)

Select Language | ▼

For additional information or if you cannot locate your address in our system, please contact (424) 389-5482 during normal business hours (8:00am - 5:00pm pst)

Step 4. Add your vehicle information and click Save Vehicle Information.

City of Beverly Hills Parking Permit Portal

Caregiver Permit \$11.00

Permit Holder Information

First Name *
BEV

Last Name *
HILLS

Phone Number *
7082056170

Email Address *
bevhillstesting@gmail.com

Address Information

Address *
333 TEST DR

Permit Zone: (1)

To view the parking zone map, please click [here](#)

Add a Vehicle to this Permit

To add a vehicle to this permit, complete the information below. Click 'Save Vehicle Information' to continue or click 'Cancel' to return to the prior screen.

Registered Owner First Name *
BEV

Registered Owner Last Name *
HILLS

License Plate *
TEST123

Plate State *
CALIFORNIA

Year
2023

Make *
JEEP

Model *
WRANLER

Color *
BLACK

[Save Vehicle Information](#) [Cancel](#)



Step 5. Review the Terms and Conditions.

Step 6. Check the box acknowledging the Terms and Conditions.

Step 7. Review the document requirements and upload required documentation.

Step 8. Click Add Permit to Shopping Cart.

City of Beverly Hills Parking Permit Portal

Caregiver Permit \$11.00

Permit Holder Information

First Name *
BEV

Last Name *
HILLS

Phone Number *
708-205-6170

Email Address *
bevhillstesting@gmail.com

Address Information

Address *
999 TEST AVE

To view the parking zone map, please click [here](#)

Click Here to Add a Vehicle

The following vehicle(s) have been added to this permit. Click on a vehicle below to **View** or **Edit** the vehicle information.

You have entered the maximum number of 1 vehicle(s) allowed for this permit.

Plate Number State Make
TEST123 CA JEEP

1 Vehicle(s)

Parking of oversized vehicles is prohibited in residential areas BHMC 7-3-123.

The City is not responsible for typos or errors in the license plate field and you may be subject to citation.

Regulations & Restrictions

Click to view the [Terms and Conditions](#)

☒ I Acknowledge the above Terms and Conditions

Caregiver Authorization and Proof of Residency *

Please submit a letter on official letterhead signed by a physician or director of the nursing agency providing caregiver services. The letter must include the following:

1. Current Date
2. Duration of Services, including frequency (i.e. number of days, weeks, months)
3. Name and address of patient.

AND

Please submit Proof of Residency at the address selected.

Acceptable Proof of Residency Documents include: Current Lease Agreement, Utility Bill Less than 45 Days Old (Gas, Water or Electric).

All documents above must be uploaded as one file.

BEV HILLS TEST.PDF

[Go Back](#) [Add Permit to Shopping Cart](#) [Cancel](#)

Select Language | ▼

For additional information or if you cannot locate your address in our system, please contact (424) 389-5482 during normal business hours (8:00am - 5:00pm pst)

Step 9. Select Save and Continue to create your account or Continue Shopping if you have additional permits to request.

If you made a mistake, you will need to click Cancel & Start Over to reapply for the permit.

City of Beverly Hills Parking Permit Portal

Shopping Cart

The following permit(s) have been added to your shopping cart. Click a permit description to view or edit the shopping cart.

Click **'Save and Continue'** to create your online account and request your permits. **Failure to follow this step does not submit your request for permits.** You can also click **'Continue Shopping'** to add more permits to your cart.

Failure to click the **'Save and Continue'** button below will result in lost changes and/or requests.

There are item(s) in your cart that require additional review and are not yet approved.

ITEM DESCRIPTION	QTY	PRICE EACH	TOTAL
Caregiver Permit (TEST123) / 1/10/2023 to 7/11/2023	1	\$11.00	\$11.00
	0		\$0.00

[Continue Shopping](#) [Save and Continue](#) [Cancel & Start Over](#)

For additional information or if you cannot locate your address in our system, please contact (424) 389-5482 during normal business hours (8:00am - 5:00pm pst)



Once you've selected Save and Continue you will be prompted to [create an account](#). After your account has been created you will be able to track your [parking permit status](#). Once your permit is approved, you will receive notification to [make payment](#). Parking permits requiring document uploads will require manual staff verification. For legacy parking permit applications, hangtags must be processed and mailed which can take up to 4 weeks. For permit by plate parking permits, once approved, your parking permit will be active on the date(s) indicated. If your permit is denied, more information will be provided to you.



Daytime Parking Exemption

Daytime Parking Exemptions may be used to accommodate guests, workers, or small events that require on-street parking. Daytime Parking Exemptions do not exempt vehicles from street cleaning, areas posted for no parking, parking meters, and alleys.

Residents adjacent to a Preferential Permit zone can obtain 5 free exemptions as a courtesy without purchasing any permits. Those residents who reside in a Preferential Permit zone who have purchased all 3 of their Preferential Parking Permits can obtain unlimited exemptions.

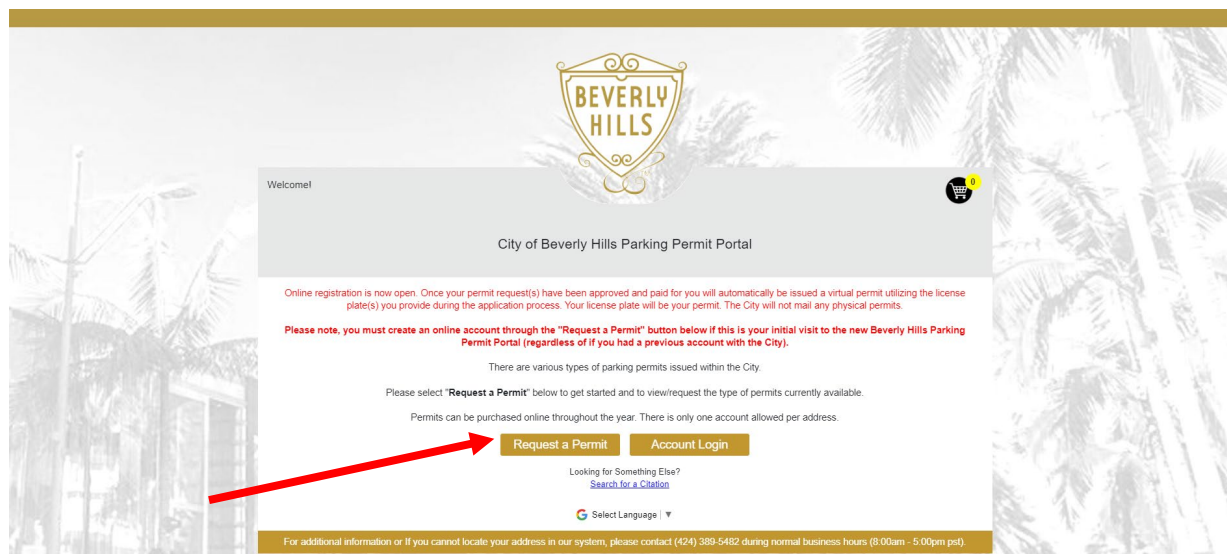
Residents who do not reside in a Preferential Permit zone can obtain unlimited exemptions.

For Daytime Parking Exemptions, you will not need to print or write down any code. Daytime Parking Exemption permits require the entry of your guest's license plate number which will be verified by parking enforcement.

Terms and Conditions for Daytime Parking Exemption:

<https://beverlyhills.permitinfo.net/Template/beverlyhills/Forms/TOU-DAYTIME-EX.pdf>

Step 1. Click on Request a Permit.





Step 2. Select Daytime Parking Exemption and click on Request a Permit.

A screenshot of the City of Beverly Hills Parking Permit Portal. The page has a gold header bar. Below it, a grey banner contains the "BEVERLY HILLS" logo, a "Welcome!" message, and a shopping cart icon with a yellow notification bubble. The main content area is white and features the text "City of Beverly Hills Parking Permit Portal". Below this, a section titled "Need a Permit? Please Select from the Choices Below:" contains a dropdown menu with "Daytime Parking Exemption" selected. Two red arrows point to the dropdown and the "Request Permit" button. To the right of the dropdown are "Request Permit" and "Cancel" buttons. At the bottom, a gold bar contains contact information: "For additional information or if you cannot locate your address in our system, please contact (424) 389-5482 during normal business hours (8:00am - 5:00pm pst)." The background of the page is a faded image of palm trees and a building.



Step 3. Insert your information under Permit Holder Information.

Step 4. Under Permit Period(s), select the date you need the exemption for. Daytime exemptions are valid from 8 AM to 2:30 AM only on the date you select.

You can also view a map of the permit zones by clicking the link below the Permit Holder Information section.

City of Beverly Hills Parking Permit Portal

Daytime Parking Exemption Request \$0.00

Permit Holder Information

First Name *
BEV

Last Name *
HILLS

Phone Number *
7082056170

Email Address *
bevhillstesting@gmail.com

Address Information

Address *
888 TEST DR

Please enter your street number and the first part of your street name in the box to populate available addresses. Exclude Way, Drive, Road, etc. from your search.

Permit Period(s)

Permit Date *
01/12/2023

Permit Zone: (1)

To view the parking zone map, please click [here](#)

Click Here to Add a Vehicle

The following vehicle(s) have been added to this permit. Click on a vehicle below to **View** or **Edit** the vehicle information.

You may add up to 1 vehicle(s) for this permit.

0 Vehicle(s)

Parking of oversized vehicles is prohibited in residential areas B/M/C 7-3-123.

The City is not responsible for typos or errors in the license plate field and you may be subject to citation.

Regulations & Restrictions

Click to view the [Terms and Conditions](#)

☐ * I Acknowledge the above Terms and Conditions

Proof of Residence *

Acceptable Proof of Residency Documents: Utility Bill Less than 45 Days Old (Gas, Water or Electric), a Property Tax Bill or a Current Lease Agreement reflecting the resident's name and address.

[Choose File](#)

Daytime Exemptions are valid only for the date selected during the hours of 8am to 2:30am in areas adjacent to the residents dwelling.

Once your permit request(s) have been approved and paid for you will automatically be issued a virtual permit utilizing the license plate(s) you provide during the application process. Your license plate will be your permit. The City will not mail any physical permits.

Step 5. Add the vehicle information of the vehicle requiring the exemption and click Save Vehicle Information.

City of Beverly Hills Parking Permit Portal

Daytime Parking Exemption Request \$0.00

Permit Holder Information

First Name *
BEV

Last Name *
HILLS

Phone Number *
7082056170

Email Address *
bevhillstesting@gmail.com

Address Information

Address *
888 TEST DR

Please enter your street number and the first part of your street name in the box to populate available addresses. Exclude Way, Drive, Road, etc. from your search.

Permit Period(s)

Permit Date *
01/12/2023

Permit Zone: (1)

To view the parking zone map, please click [here](#)

Add a Vehicle to this Permit

To add a vehicle to this permit, complete the information below. Click 'Save Vehicle Information' to continue or click 'Cancel' to return to the prior screen.

Registered Owner First Name *
BEV

Registered Owner Last Name *
HILLS

License Plate *
TESTA

Plate State *
CALIFORNIA

Year
2023

Make *
FORD

Model
ESCAPE

Color
GRAY

[Save Vehicle Information](#) [Cancel](#)



Step 6. Review the Terms and Conditions.

Step 7. Check the box acknowledging the Terms and Conditions.

Step 8. Review the document requirements and upload required documentation.

Step 9. Click Add Permit to Shopping Cart.

The screenshot shows the 'Daytime Parking Exemption Request \$0.00' form. Red arrows highlight the following elements:

- A red arrow points to the 'Click Here to Add a Vehicle' button.
- A red arrow points to the 'Regulations & Restrictions' section, specifically to the link 'Click to view the Terms and Conditions'.
- A red arrow points to the checkbox 'I Acknowledge the above Terms and Conditions', which is checked.
- A red arrow points to the 'Proof of Residence' section, specifically to the upload button 'BEV HILLS TEST.PDF'.
- A red arrow points to the 'Add Permit to Shopping Cart' button at the bottom.

The form includes sections for Permit Holder Information, Address Information, Permit Period(s), and Regulations & Restrictions. It also displays a list of vehicles added to the permit.

Step 10. Select Save and Continue to create your account or Continue Shopping if you have additional permits to request.

If you made a mistake, you will need to click Cancel & Start Over to reapply for the permit.

The screenshot shows the 'Shopping Cart' page. Red arrows highlight the following elements:

- A red arrow points to the 'Save and Continue' button.
- A red arrow points to the 'Continue Shopping' button.

The page displays a warning message: 'There are item(s) in your cart that require additional review and are not yet approved.' Below this, a table lists the items in the cart:

ITEM DESCRIPTION	QTY	PRICE EACH	TOTAL
Daytime Parking Exemption (TESTA) / 1/12/2023 to 1/12/2023	1	\$0.00	\$0.00
	1		\$0.00

At the bottom, there are buttons for 'Continue Shopping', 'Save and Continue', and 'Cancel & Start Over'.

Once you've selected Save and Continue you will be prompted to [create an account](#). After your account has been created you will be able to track your [parking permit status](#). Once your permit



is approved, you will receive notification to [make payment](#). Parking permits requiring document uploads will require manual staff verification. For legacy parking permit applications, hangtags must be processed and mailed which can take up to 4 weeks. For permit by plate parking permits, once approved, your parking permit will be active on the date(s) indicated. If your permit is denied, more information will be provided to you.



Overnight Parking Permit

The City has had an overnight parking prohibition to address public safety concerns since 1927. Overnight parking is not permitted in single family residential areas or commercial zones. However, as the City's multiple family residential areas do not have sufficient off-street parking for residents and their guests, the City provides an overnight parking permit program.

Qualifying residents in multiple-family units (apartments, condos, and duplexes) may purchase annual overnight parking permits. To qualify for permits residents must demonstrate a lack of off-street parking for their private vehicles.


The process to purchase an Overnight Parking Permit (permit by plate or legacy hangtag) is the same in Step 1. For Step 2, you will select Legacy if you were a 2019 hangtag permit holder and would like to receive a hangtag this year. Following application, approval, and payment, the hangtag permits must be mailed which could take up to 3 weeks.

Terms and Conditions for Overnight Parking Permit:

<https://beverlyhills.permitinfo.net/Template/beverlyhills/Forms/TOU-OVERNIGHT.pdf>

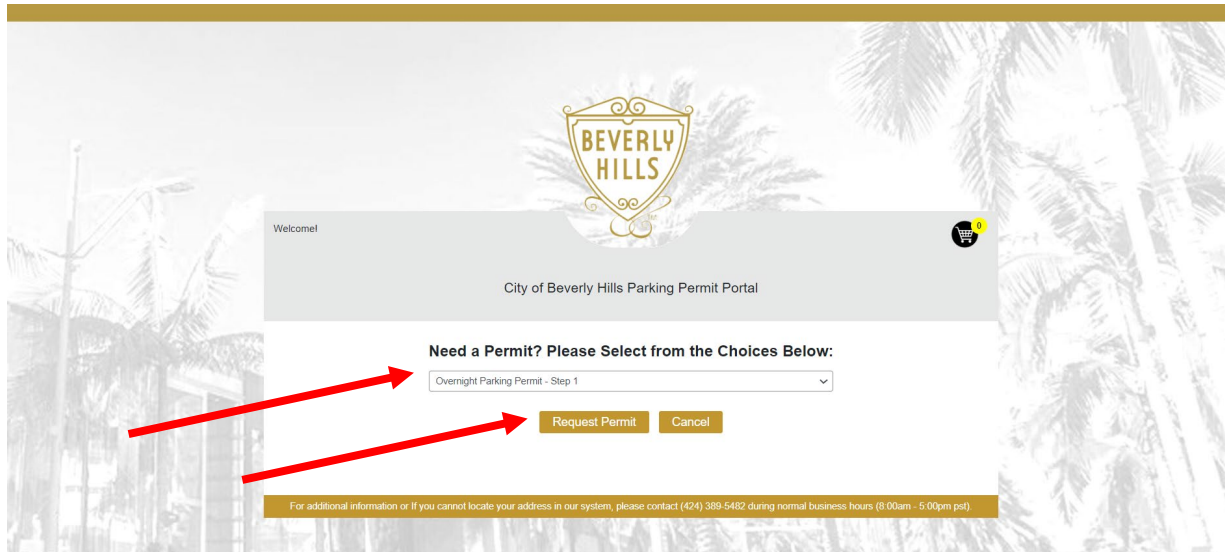
Overnight Parking Permit - Step 1

Step 1. Click on Request a Permit.





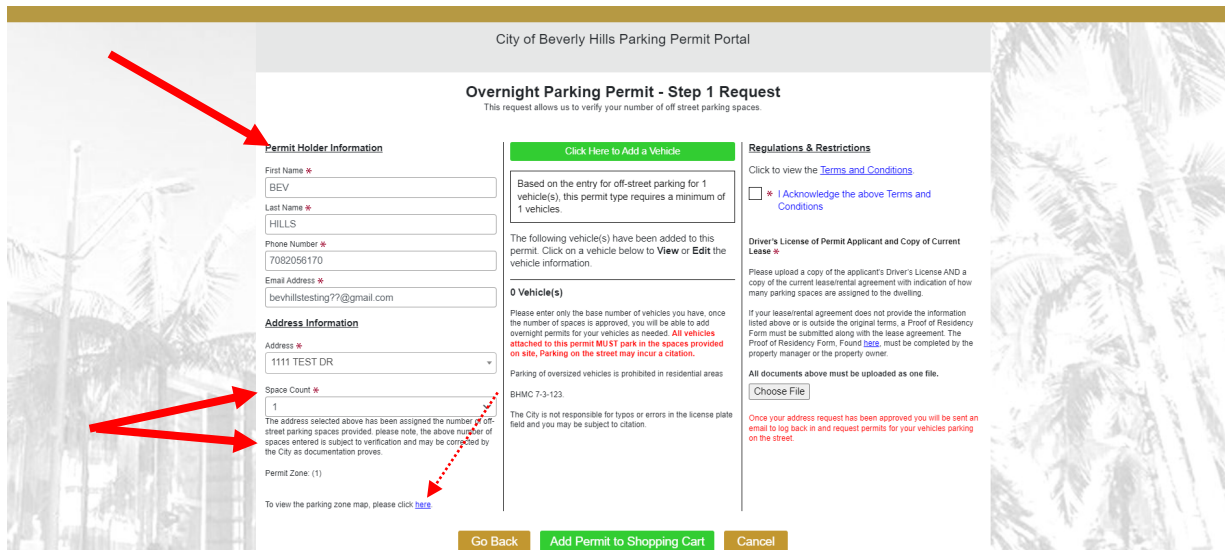
Step 2. Select Overnight Parking Permit - Step 1 and then click Request Permit.



Step 3. Insert your information under Permit Holder Information.

Step 4. Review the text below Space Count and enter the number of off-street spaces provided.

You can also view a map of the permit zones by clicking the link below the Permit Holder Information section.





Step 5. Add your vehicle information.

Step 6. Upload required documentation and Save Vehicle Information.

City of Beverly Hills Parking Permit Portal

Overnight Parking Permit - Step 1 Request

This request allows us to verify your number of off street parking spaces.

Permit Holder Information

First Name *
BEV

Last Name *
HILLS

Phone Number *
7082056170

Email Address *
bevhillstesting??@gmail.com

Address Information

Address *
1111 TEST DR

Space Count *
1

The address selected above has been assigned the number of off-street parking spaces provided. please note, the above number of spaces entered is subject to verification and may be corrected by the City as documentation proves.

Permit Zone: (1)

To view the parking zone map, please click [here](#)

Add a Vehicle to this Permit

To add a vehicle to this permit, complete the information below. Click 'Save Vehicle Information' to continue or click 'Cancel' to return to the prior screen.

Registered Owner First Name *
BEV

Registered Owner Last Name *
HILLS

License Plate *
TESTA

Plate State *
CALIFORNIA

Year
2023

Make *
JEEP

Model *
WRANGLER

Color *
PURPLE

Vehicle Document(s)

Please upload a copy of the current vehicle registration displaying the Registered Owner's name.

If the vehicle is not registered to an individual within the uploaded Lease/Proof of Residency & Off-Street Parking form. Please contact our office parking@beverlyhills.org or call 310-285-2196

BEV HILLS TEST.PDF

Save Vehicle Information Cancel

Step 7. Review the Terms and Conditions.

Step 8. Check the box acknowledging the Terms and Conditions.

Step 9. Review the document requirements and upload required documentation.

Step 10. Click Add Permit to Shopping Cart.

City of Beverly Hills Parking Permit Portal

Overnight Parking Permit - Step 1 Request

This request allows us to verify your number of off street parking spaces.

Permit Holder Information

First Name *
BEV

Last Name *
HILLS

Phone Number *
7082056170

Email Address *
bevhillstesting??@gmail.com

Address Information

Address *
1111 TEST DR

Space Count *
1

The address selected above has been assigned the number of off-street parking spaces provided. please note, the above number of spaces entered is subject to verification and may be corrected by the City as documentation proves.

Permit Zone: (1)

To view the parking zone map, please click [here](#)

Click Here to Add a Vehicle

Based on the entry for off-street parking for 1 vehicle(s), this permit type requires a minimum of 1 vehicles.

The following vehicle(s) have been added to this permit. Click on a vehicle below to **View** or **Edit** the vehicle information.

Plate Number	State	Make
TESTA	CA	JEEP

1 Vehicle(s)

Please enter only the base number of vehicles you have, once the number of spaces is approved, you will be able to add overnight permits for your vehicles as needed. **All vehicles attached to this permit MUST park in the spaces provided on site. Parking on the street may incur a citation.**

Parking of oversized vehicles is prohibited in residential areas

BHMC 7-3-123.

The City is not responsible for typos or errors in the license plate field and you may be subject to citation.

Regulations & Restrictions

Click to view the [Terms and Conditions](#)

☒ I Acknowledge the above Terms and Conditions

Driver's License of Permit Applicant and Copy of Current Lease *

Please upload a copy of the applicant's Driver's License AND a copy of the current lease/rental agreement with indication of how many parking spaces are assigned to the dwelling.

If your lease/rental agreement does not provide the information listed above or is outside the original terms, a Proof of Residency Form must be submitted along with the lease agreement. The Proof of Residency Form, Found [here](#), must be completed by the property manager or the property owner.

All documents above must be uploaded as one file.

PW-PARKBH.LOGO-0622WEB.JPEG

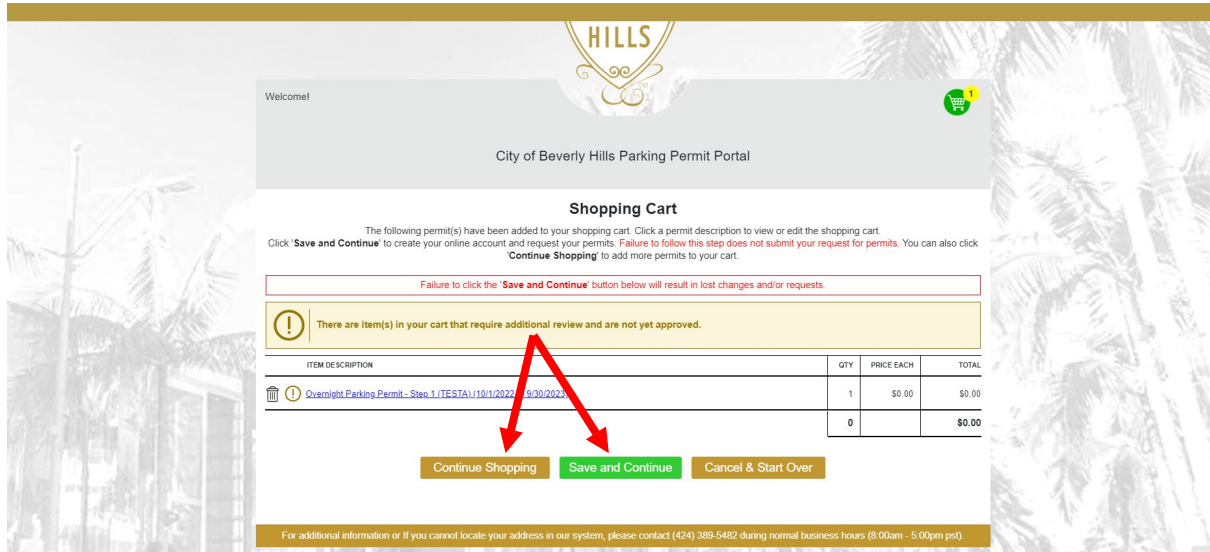
Once your address request has been approved you will be sent an email to log back in and request permits for your vehicles parking on the street.

Go Back Add Permit to Shopping Cart Cancel



Step 11. Select Save and Continue to create your account or Continue Shopping if you have additional permits to request.

If you made a mistake, you will need to click Cancel & Start Over to reapply for the permit.




Once you've selected Save and Continue you will be prompted to [create an account](#). After your account has been created you will be able to track your [parking permit status](#).

Overnight Parking Permit – Step 2

Once your Overnight Parking Permit – Step 1 has been approved, you will receive notification and will need to apply for an Overnight Parking Permit – Step 2. If you do not complete step 2, you will not have a valid overnight parking permit.

Step 1. Once logged into your account, select Request a Permit.





Step 2. Select Overnight Parking Permit - Step 2 and then click Request Permit.

Welcome Bev Hills! (Logout)
Account No : 1303734

City of Beverly Hills Parking Permit Portal

Need a Permit? Please Select from the Choices Below:

Overnight Parking Permit - Step 2

Request Permit Cancel

For additional information or if you cannot locate your address in our system, please contact (424) 389-5482 during normal business hours (8:00am - 5:00pm pst).

Step 3. Insert your vehicle information.

Step 4. Attach the required documentation and Save Vehicle Information.

City of Beverly Hills Parking Permit Portal

Overnight Parking Permit - Step 2 Request \$122.00

Permit Holder Information

First Name *
BEV

Last Name *
HILLS

Phone Number *
7082056170

Email Address *
bevhillstesting??@gmail.com

Address Information

Address *
1111 TEST DR

Permit Zone: (1)

To view the parking zone map, please click: [here](#)

Add a Vehicle to this Permit

To add a vehicle to this permit, complete the information below. Click 'Save Vehicle Information' to continue or click 'Cancel' to return to the prior screen.

Registered Owner First Name *
BEV

Registered Owner Last Name *
HILLS

License Plate *
TESTA

Plate State *
CALIFORNIA

Year
2023

Make *
JEEP

Model *
WRANGLER

Color *
BLACK

Vehicle Document(s) *

Please upload a copy of the current vehicle registration displaying the Registered Owner's name.

If the vehicle is not registered to an individual within the uploaded Lease/Proof of Residency & Off-Street Parking form. Please contact our office parking@beverlyhills.org or call 310-285-2196

PW-PARKHLOGO-0622WEB.JPEG

Save Vehicle Information Cancel



Step 5. Review the Terms and Conditions.

Step 6. Check the box acknowledging the Terms and Conditions.

Step 7. Click Add Permit to Shopping Cart.

City of Beverly Hills Parking Permit Portal

Overnight Parking Permit - Step 2 Request \$122.00

Permit Holder Information

First Name *
BEV

Last Name *
HILLS

Phone Number *
7082056170

Email Address *
bevhillstesting??@gmail.com

Address Information

Address *
1111 TEST DR

Permit Zone: (1)

To view the parking zone map, please click [here](#)

Regulations & Restrictions

Click to view the [Terms and Conditions](#)

☐ * I Acknowledge the above Terms and Conditions

Once your permit request(s) have been approved and paid for you will automatically be issued a virtual permit utilizing the license plate(s) you provide during the application process. Your license plate will be your permit. The City will not mail any physical permits.

1 Vehicle(s)

Parking of oversized vehicles is prohibited in residential areas (BPMC 7-3-323).

The City is not responsible for typos or errors in the license plate field and you may be subject to citation.

Residents requiring a Daytime (Preferential) AND Overnight permit for their vehicle are not eligible for a legacy hangtag permit. Please apply for a OVERNIGHT PARKING PERMIT and/or PREFERENTIAL PARKING PERMIT rather than a Legacy Hangtag permit.

Buttons: Go Back, Add Permit to Shopping Cart, Cancel

Step 8. Select Save and Continue to create your account or Continue Shopping if you have additional permits to request.

Welcome Bev Hills! (Logout)
Account No : 1303734

City of Beverly Hills Parking Permit Portal

Shopping Cart

The following permit(s) have been added to your shopping cart. Click a permit description to view or edit the shopping cart.

Click 'Save and Continue' to create your online account and request your permits. Failure to follow this step does not submit your request for permits. You can also click 'Continue Shopping' to add more permits to your cart.

Failure to click the 'Save and Continue' button below will result in lost changes and/or requests.

There are item(s) in your cart that require additional review and are not yet approved.

ITEM DESCRIPTION	QTY	PRICE EACH	TOTAL
Overnight Parking Permit - Step 2 (TESTA) 1/26/2023 to 5/26/2023	1	\$122.00	\$122.00
	0		\$0.00

Buttons: Continue Shopping, Save and Continue, Cancel & Start Over

For additional information or if you cannot locate your address in our system, please contact (424) 389-5482 during normal business hours (8:00am - 5:00pm pst).

Once your permit is approved, you will receive notification to [make payment](#). Parking permits requiring document uploads will require manual staff verification. For legacy parking permit applications, hangtags must be processed and mailed which can take up to 4 weeks. For permit by plate parking permits, once approved, your parking permit will be active on the date(s) indicated. If your permit is denied, more information will be provided to you.





Overnight Parking Exemption

13 Overnight Parking Exemptions are only available to residents in multifamily dwellings and are valid from 2:30 AM to 5 AM.


Overnight Parking Exemptions may be used to accommodate guests, workers, or small events that require on-street parking. Overnight Parking Exemptions do not exempt vehicles from street cleaning, areas posted for no parking, parking meters, and alleys.

Residents in multiple-family residential areas may obtain up to 13 monthly overnight parking exemptions.

Terms and Conditions for Overnight Parking Exemption:

<https://beverlyhills.permitinfo.net/Template/beverlyhills/Forms/TOU-OVERNIGHT-EX.pdf>

Step 1. Click on Request a Permit.





Step 2. Select Overnight Parking Exemption and then select Request Permit.

Welcome!

City of Beverly Hills Parking Permit Portal

Need a Permit? Please Select from the Choices Below:

Overnight Parking Exemption

Request Permit Cancel

For additional information or if you cannot locate your address in our system, please contact (424) 389-5482 during normal business hours (8:00am - 5:00pm pst).

Step 3. Insert your information under Permit Holder Information and vehicle information under vehicle section.

You can also view a map of the permit zones by clicking the link below the Permit Holder Information section.

Step 4. Under Permit Period(s), select the date you need the exemption for. Daytime exemptions are valid from 2:30 AM to 5 AM only on the date you select.

City of Beverly Hills Parking Permit Portal

Overnight Parking Exemption Request \$0.00

Permit Holder Information

Click Here to Add a Vehicle

The following vehicle(s) have been added to this permit. Click on a vehicle below to **View** or **Edit** the vehicle information.

You may add up to 1 vehicle(s) for this permit.

0 Vehicle(s)

Parking of oversized vehicles is prohibited in residential areas BMMC 7-3-123.

The City is not responsible for typos or errors in the license plate field and you may be subject to citation.

Regulations & Restrictions

Click to view the [Terms and Conditions](#)

☐ I certify under the penalty of perjury that I have received a copy of the Overnight Exemption Permit Parking Rules and Regulations

Proof of Residence *

Acceptable Proof of Residency Documents: Utility Bill Less than 45 Days Old (Gas, Water or Electric), a Property Tax Bill or a Current Lease Agreement reflecting the resident's name and address.

[Choose File](#)

Overnight Exemptions are valid for the date selected between 2:30am - 5:00am only

Once your permit request(s) have been approved and paid for you will automatically be issued a virtual permit allowing the license plate(s) you provide during the application process. Your license plate will be your permit. The City will not mail any physical permits.

Permit Period(s)

Permit Date *

01/13/2023

Permit Zone: (1)

To view the parking zone map, please click [here](#).

[Go Back](#) [Add Another Exemption](#) [Request](#)



Step 5. Review the Terms and Conditions.

Step 6. Check the box acknowledging the Terms and Conditions.

Step 7. Review the document requirements and upload required documentation.

Step 8. Click Add Permit to Shopping Cart.

City of Beverly Hills Parking Permit Portal

Overnight Parking Exemption Request \$0.00

Permit Holder Information

First Name *
BEV

Last Name *
TESTING

Phone Number *
7082056170

Email Address *
bevhillstesting@gmail.com

Address Information

Address *
111 TEST ST

Please enter your street number and the first part of your street name in the box to populate available addresses. Exclude Way, Drive, Road, etc. from your search.

Permit Period(s)

Permit Date *
01/13/2023

Permit Zone: (1)

To view the parking zone map, please click [here](#)

Regulations & Restrictions

Click to view the [Terms and Conditions](#)

☒ I certify under the penalty of perjury that I have received a copy of the Overnight Exemption Permit Parking Rules and Regulations

Proof of Residence *

Acceptable Proof of Residence Documents: Utility Bill Less than 45 Days Old (Gas, Water or Electric); a Property Tax Statement; Current Lease Agreement reflecting the residential address and address.

1 Vehicle(s)

Plate Number: TESTB State: CA Make: ISUZU

You have entered the maximum number of 1 vehicle(s) allowed for this permit.

Parking of oversized vehicles is prohibited in residential areas BHMCC 7-3-123.

The City is not responsible for typos or errors in the license plate field and you may be subject to citation.

BEV HILLS TEST.PDF

Overnight Exemptions are valid for the date selected between 2:30am - 5:00am only

Once your permit request(s) have been approved and paid for you will automatically be issued a virtual permit utilizing the license plate(s) you provide during the application process. Your license plate will be your permit. The City will not mail any physical permits.

[Go Back](#) [Add Permit to Shopping Cart](#) [Cancel](#)

Step 9. Select Save and Continue to create your account or Continue Shopping if you have additional permits to request. If you made a mistake, you will need to click Cancel & Start Over to reapply for the permit.

City of Beverly Hills Parking Permit Portal

Shopping Cart

The following permit(s) have been added to your shopping cart. Click a permit description to view or edit the shopping cart.

Click 'Save and Continue' to create your online account and request your permits. Failure to follow this step does not submit your request for permits. You can also click 'Continue Shopping' to add more permits to your cart.

Failure to click the 'Save and Continue' button below will result in lost changes and/or requests.

There are item(s) in your cart that require additional review and are not yet approved.

ITEM DESCRIPTION	QTY	PRICE EACH	TOTAL
Overnight Parking Exemption (TESTB) / 1/13/2023 to 1/13/2023	1	\$0.00	\$0.00
	1		\$0.00

[Continue Shopping](#) [Save and Continue](#) [Cancel & Start Over](#)

For additional information or if you cannot locate your address in our system, please contact (424) 389-5482 during normal business hours (8:00am - 5:00pm pst).



Once you've selected Save and Continue you will be prompted to [create an account](#). After your account has been created you will be able to track your [parking permit status](#). Once your permit is approved, you will receive notification to [make payment](#). Parking permits requiring document uploads will require manual staff verification. For legacy parking permit applications, hangtags must be processed and mailed which can take up to 4 weeks. For permit by plate parking permits, once approved, your parking permit will be active on the date(s) indicated. If your permit is denied, more information will be provided to you.



Preferential Parking Permit

The City's Preferential Parking Permit Program governs parking in residential areas for all hours other than the overnight parking prohibition of 2:30 a.m. - 5:00 a.m.

Residents within a permit zone may purchase up to 3 daytime parking permits.

Preferential Parking Permits expire September 30th of the following year and require renewal.


The process to purchase a **Preferential Parking Permit** (permit by plate) or a **Preferential Parking Permit Legacy Hangtag** is the same; however, following application, approval, and payment, the hangtag permits must be mailed which could take up to 4 weeks.

Residents who reside on a preferential parking permit block are eligible for parking permits.

Terms and Conditions for Preferential Parking Permit:

<https://beverlyhills.permitinfo.net/Template/beverlyhills/Forms/TOU-PREFERENTIAL.pdf>

Step 1. Click on Request a Permit.





Step 2. Select Preferential Parking Permit

The screenshot shows the City of Beverly Hills Parking Permit Portal. At the top, there is a "Welcome!" message and a shopping cart icon with a "0" badge. Below this, the text "City of Beverly Hills Parking Permit Portal" is displayed. A section titled "Need a Permit? Please Select from the Choices Below:" contains a dropdown menu with "Preferential Parking Permit" selected. Two red arrows point to the "Request Permit" and "Cancel" buttons. At the bottom, a footer note states: "For additional information or if you cannot locate your address in our system, please contact (424) 389-5482 during normal business hours (8:00am - 5:00pm pst)." The background features a faded image of palm trees and a building.

Step 3. Insert your information under Permit Holder Information.

You can also view a map of the permit zones by clicking the link below the Permit Holder Information section.

The screenshot shows the "Preferential Parking Permit \$37.00" page. A red arrow points to the "Permit Holder Information" section, which includes fields for First Name (BEV), Last Name (HILLS), Phone Number (7082056170), and Email Address (bevhillstesting7@gmail.com). Below this is the "Address Information" section with a dropdown menu for Address (333 TEST DR) and a "Permit Zone: (1)" field. A red dotted arrow points to a link "To view the parking zone map, please click [here](#)". To the right, there is a "Click Here to Add a Vehicle" button, a section for "0 Vehicle(s)" with a note about parking restrictions, and a "Regulations & Restrictions" section with a link to "Terms and Conditions" and an acknowledgment checkbox. At the bottom, there are "Go Back", "Add Permit to Shopping Cart", and "Cancel" buttons, along with a "Select Language" dropdown. The footer note is the same as in Step 2. The background features a faded image of palm trees and a building.



Step 4. Add your vehicle information.

Step 5. If the vehicle is registered to the address for which you are applying for the permit, you may check the box under Online Vehicle Verification to automatically certify your vehicle with the California DMV.

If your vehicle is NOT registered to your permit address or you'd prefer to have your documents manually verified, upload your required documents under Upload Vehicle Registration, and do not check the box for Online Vehicle Verification.

If you are requesting permits for guest use, please provide the guest(s) license plate number. If you do not have your guest(s) license plate number, you must enter YOUR license plate under vehicle information AND provide Proof of Residency for the address selected. Acceptable Proof of Residency Documents include: Current Lease agreement, Utility Bill Less than 45 Days Old (Gas, Water or Electric).

- If you are requesting Preferential Parking Permit Legacy Hangtag(s), once approved, these Preferential Parking Permit Legacy Hangtags can be used for guest use.
- If you are requesting Preferential Parking Permit (permit by plate), once approved you will have the option to update the permit information to your guest(s) license plate as needed through your online account. You will have the ability to designate the permit to your guest(s) plate immediately.

Step 6. Select Save Vehicle Information.

Preferential Parking Permit \$37.00

Permit Holder Information

First Name *
BEV

Last Name *
HILLS

Phone Number *
7082056170

Email Address *
bevhillstesting7@gmail.com

Address Information

Address *
333 TEST DR

Permit Zone: (1)

To view the parking zone map, please click [here](#)

Add a Vehicle to this Permit

To add a vehicle to this permit, complete the information below. Click 'Save Vehicle Information' to continue or click 'Cancel' to return to the prior screen.

Registered Owner First Name
BEV

Registered Owner Last Name
HILLS

License Plate *
TESTA

Plate State *
CALIFORNIA

Year
2020

Make *
LEXUS

Model *
5

Color *
GREEN, LIGHT

Online Vehicle Verification

All vehicles must have a current vehicle registration. Vehicles registered in California that meet the certification below may choose to verify registration online with the DMV by checking the certification box shown below.

☐ I certify this vehicle is registered with the California DMV matching the address I am requesting the permit for.

OR

If your vehicle is not registered in California, or you have not selected the certification box above, please upload a copy of the current vehicle registration below displaying the address for this permit for further review.

If your vehicle is not registered to the address you have chosen, please upload the current registration AND Proof of Residency at the address selected. Acceptable Proof of Residency Documents include: Current Lease agreement, Utility Bill Less than 45 Days Old (Gas, Water or Electric).

Upload Vehicle Registration

Choose File

Save Vehicle Information **Cancel**



Step 7. Review the Terms and Conditions.

Step 8. Check the box acknowledging the Terms and Conditions.

Step 9. Click Add Permit to Shopping Cart.

Preferential Parking Permit \$37.00

Permit Holder Information

First Name *
BEV

Last Name *
HILLS

Phone Number *
7082056170

Email Address *
bevhillstesting7@gmail.com

Address Information

Address *
333 TEST DR

Permit Zone: (1)

To view the parking zone map, please click [here](#).

Regulations & Restrictions

Click to view the [Terms and Conditions](#).

☐ * I Acknowledge the above Terms and Conditions

Once your permit request(s) have been approved and paid for you will automatically be issued a virtual permit utilizing the license plate(s) you provide during the application process. Your license plate will be your permit. The City will not mail any physical permits.

You have entered the maximum number of 1 vehicle(s) allowed for this permit.

Manual Approval Required.
The documentation provided for the vehicle(s) below will be reviewed once the permit request is added to the shopping cart and an account has been created. We will notify you on the status of this permit request once our review is complete.

DMV Plate Number State Make
TESTA CA LEXUS

1 Vehicle(s)

Parking of oversized vehicles is prohibited in residential areas (BIMC 7-3-123).

The City is not responsible for typos or errors on the license plate field and you may be subject to citation.

[Go Back](#) [Add Permit to Shopping Cart](#) [Cancel](#)

For additional information or if you cannot locate your address in our system, please contact (424) 389-5482 during normal business hours (8:00am - 5:00pm pst).

Step 10. Select Save and Continue to create your account or Continue Shopping if you have additional permits to request.

If you made a mistake, you will need to click Cancel & Start Over to reapply for the permit.

City of Beverly Hills Parking Permit Portal

Shopping Cart

The following permit(s) have been added to your shopping cart. Click a permit description to view or edit the shopping cart.

Click 'Save and Continue' to create your online account and request your permits. Failure to follow this step does not submit your request for permits. You can also click 'Continue Shopping' to add more permits to your cart.

Failure to click the 'Save and Continue' button below will result in lost changes and/or requests.

There are item(s) in your cart that require additional review and are not yet approved.

ITEM DESCRIPTION	QTY	PRICE EACH	TOTAL
Preferential Parking Permit (TESTA) / (2/6/2023 to 9/30/2023)	1	\$37.00	\$37.00
	0		\$0.00

[Continue Shopping](#) [Save and Continue](#) [Cancel & Start Over](#)

For additional information or if you cannot locate your address in our system, please contact (424) 389-5482 during normal business hours (8:00am - 5:00pm pst).

Once you've selected Save and Continue you will be prompted to [create an account](#). After your account has been created you will be able to track your [parking permit status](#). Parking permit parking permits where the automatic California DMV verification was permitted and successful



do not require further application review and approval. You will be prompted to immediately [make payment](#). Parking permits requiring document uploads will require manual staff verification. For legacy parking permit applications, hangtags must be processed and mailed which can take up to 3 weeks. For permit by plate parking permits, once approved, your parking permit will be active on the date(s) indicated. If your permit is denied, more information will be provided to you.



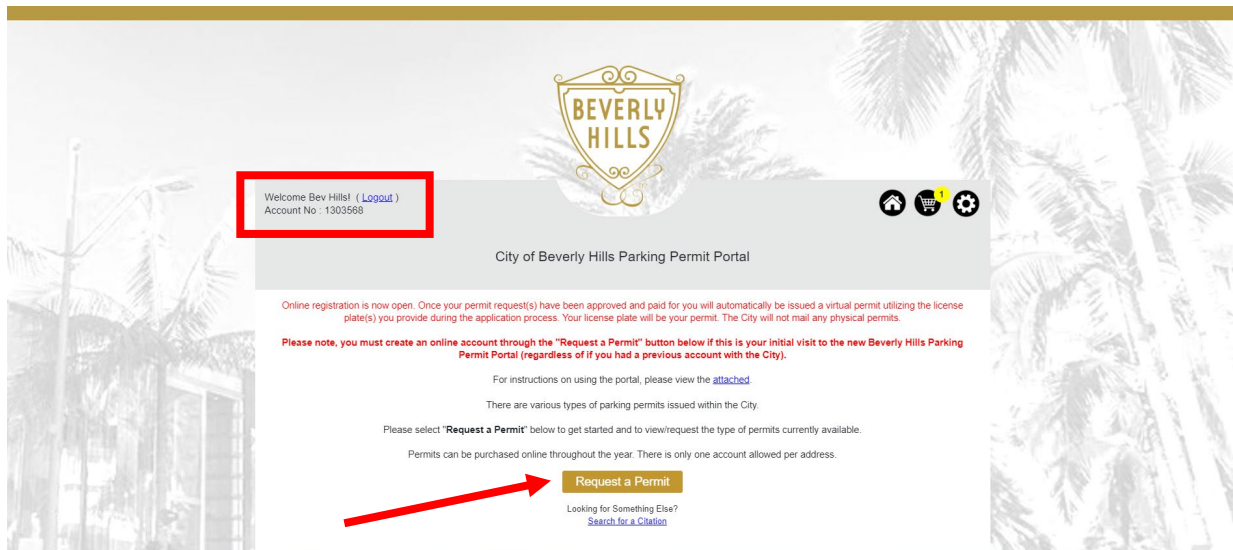
Special Occasion Permit

Special Occasion Permits may be used to accommodate small or large events that require on-street parking. Special Occasion Permits do not exempt vehicles from street cleaning, areas posted for no parking, parking meters, and alleys.

Residents can obtain Special Occasion Permits for up to 5, 10, 20, or 35 maximum vehicles. No license plates are required; however, residents must print the permit confirmation page with the PERMIT NO or write down the number. The printed or written PERMIT NO must be posted on the dashboard of all vehicles.

Step 1. Ensure you are signed into your account. Only residents who have purchased a permit or an exemption will see the option for Special Occasion Permits.

Step 2. Click on [Request a Permit](#).





Step 3. Select the Special Occasion Permit based on the number of anticipated vehicles.

The screenshot shows the City of Beverly Hills Parking Permit Portal. At the top, there is a header with the Beverly Hills logo, a welcome message "Welcome Bev Hills! (Logout)" with "Account No : 1303568", and navigation icons for home, shopping cart, and settings. Below the header, the text "City of Beverly Hills Parking Permit Portal" is displayed. The main content area is titled "Need a Permit? Please Select from the Choices Below:". A dropdown menu is open, showing a list of permit options. A red arrow points to the "Special Occasion Permit - Max 20 Vehicles" option, which is highlighted in blue. Other options in the list include "Select a Permit", "Caregiver Permit", "Caregiver Permit Legacy Hangtag", "Daytime Parking Exemption", "Overnight Parking Exemption", "Preferential Parking Permit", "Preferential Parking Permit Legacy Hangtag", "Special Occasion Permit - Max 10 Vehicles", "Special Occasion Permit - Max 35 Vehicles", "Special Occasion Permit - Max 5 Vehicles", and "Temporary".

Step 4. Under Permit Period(s), select the date you need the Special Occasion Permit for.

Step 5. Review the Terms and Conditions.

Step 6. Check the box acknowledging the Terms and Conditions.

Step 7. Click Add Permit to Shopping Cart.

The screenshot shows the "Special Occasion Permit - Max 20 Vehicles Request \$0.00" form. The form is divided into several sections. On the left, there is a "Permit Holder Information" section with fields for "First Name" (BEV), "Last Name" (HILLS), "Phone Number" (7082056170), and "Email Address" (bevhillsteesting@gmail.com). Below this is an "Address Information" section with a dropdown menu showing "111 TEST ST". To the right of the address field, there is a note: "Parking of oversized vehicles is prohibited in residential areas BHMC 7-3-123. The City is not responsible for typographical errors in the license plate field and you may be subject to citation." Further right is a "Regulations & Restrictions" section with a link to "Click to view the Terms and Conditions" and a checkbox labeled "I Acknowledge the above Terms and Conditions". Below the checkbox, there is a red note: "Once your permit request(s) have been approved and paid for you will automatically be issued a virtual permit utilizing the license plate(s) you provide during the application process. Your license plate will be your permit. The City will not mail any physical permits." At the bottom of the form, there is a "Permit Period(s)" section with a "Permit Date" field showing "01/16/2023" and a "Permit Zone" dropdown menu showing "(AF)". Below the date field, there is a note: "Please enter your street number and the first part of your street name in the box to populate available addresses. Exclude Way, Drive, Road, etc. from your search." At the bottom of the form, there are three buttons: "Go Back", "Add Permit to Shopping Cart", and "Cancel". Red arrows point to the "Add Permit to Shopping Cart" button, the "I Acknowledge the above Terms and Conditions" checkbox, and the "Permit Date" field.



Step8. Select Save and Continue.

Welcome Bev Hills! (Logout)
Account No : 1303568

City of Beverly Hills Parking Permit Portal

Shopping Cart

The following permit(s) have been added to your shopping cart. Click a permit description to view or edit the shopping cart. Click **'Save and Continue'** to create your online account and request your permits. **Failure to follow this step does not submit your request for permits.** You can also click **'Continue Shopping'** to add more permits to your cart.

Failure to click the **'Save and Continue'** button below will result in lost changes and/or requests.

✓ Congratulations!
All items in your cart have been approved. Please note that items may still require additional review before issued. The status of each item will appear in your account dashboard.

ITEM DESCRIPTION	QTY	PRICE EACH	TOTAL
Preferential Parking Permit (TESTAA) (2/6/2023 to 9/30/2023)	1	\$37.00	\$37.00
Special Occasion Permit - Max 20 Vehicles (1/16/2023 to 1/16/2023)	1	\$0.00	\$0.00
	2		\$37.00

[Continue Shopping](#) [Save and Continue](#) [Cancel & Start Over](#)

For additional information or if you cannot locate your address in our system, please contact [Harvest Time Tracker](#) business hours (8:00am - 5:00pm pst).

Step 9. Select Click here to Print Temporary Permit.

Welcome Bev Hills! (Logout)
Account No : 1303568

City of Beverly Hills Parking Permit Portal

Shopping Cart

There are item(s) in your cart. Click the Shopping Cart icon above to view your cart and complete your purchase.

Permit Dashboard

[Request a New Permit](#) [Refresh My Permits](#)

[Filter by Status](#) [Show SPECIAL OCCASION PERMIT](#)

PERMIT NO	STATUS	ITEM DESCRIPTION	VALID FROM	VALID TO	LOCATION	PERMIT HOLDER	VEHICLE(S)	QUICK LINKS
1071663	Not Yet Active	SPECIAL OCCASION PERMIT - MAX 20 VEHICLES	1/16/2023	1/16/2023	111 TEST ST BEVERLY HILLS, CA 90210	BEV HILLS		Click here to Print Temporary Permit

1 Permit(s)

Select Language | ▼

For additional information or if you cannot locate your address in our system, please contact (424) 389-5482 during normal business hours (8:00am - 5:00pm pst).



Step 10. A new window will open with a PDF confirmation of your Special Occasion Permit. This confirmation must be printed or the Permit NO written and placed in the dashboard of each vehicle.



Special Occasion Permit - Max 20 Vehicles

PERMIT NO	Vehicle Information	VALID FROM	VALID TO
1071683		01/16/2023	01/16/2023

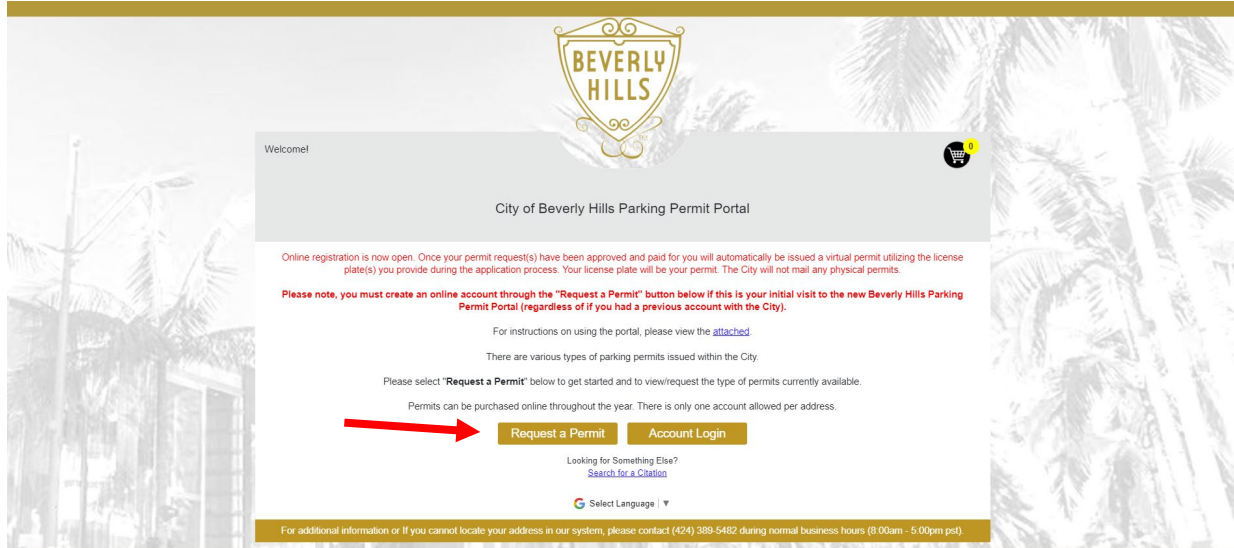




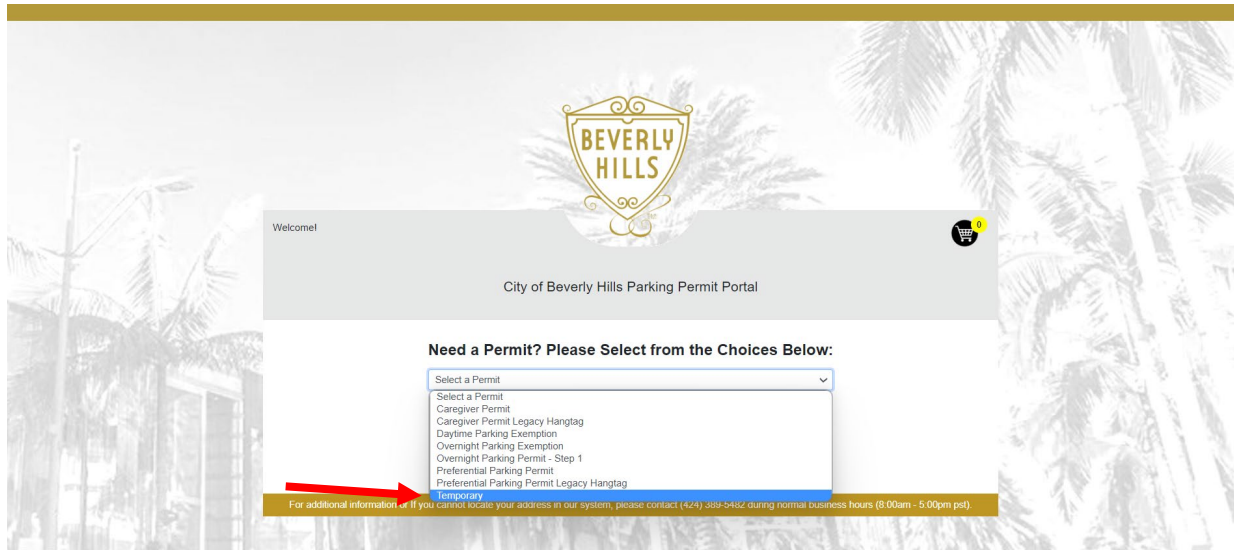
Temporary

Temporary permits are valid for four days only. Only one per plate is permitted.

Step 1. Click on Request a Permit.



Step 2. Select Temporary.





Step 3. Insert your information under Permit Holder Information.

The dates will automatically populate for the next 4 days.

Temporary Request \$0.00

Permit Holder Information

First Name *
BEV

Last Name *
HILLS

Phone Number *
7082056170

Email Address *
bevhillstesting@gmail.com

Address Information

Address *
777 TEST AVE

Please enter your street number and the first part of your street name in the box to populate available addresses. Exclude Way, Drive, Road, etc. from your search.

Permit Period(s)

Date From *
1/17/2023

Date To *
1/20/2023

Permit Zone: (AC)

To view the parking zone map, please click [here](#).

[Go Back](#) [Add Permit to Shopping Cart](#) [Cancel](#)

Step 4. Add your vehicle information and click Save Vehicle Information.

Temporary Request \$0.00

Permit Holder Information

First Name *
BEV

Last Name *
HILLS

Phone Number *
7082056170

Email Address *
bevhillstesting@gmail.com

Address Information

Address *
777 TEST AVE

Please enter your street number and the first part of your street name in the box to populate available addresses. Exclude Way, Drive, Road, etc. from your search.

Permit Period(s)

Date From *
1/17/2023

Date To *
1/20/2023

Permit Zone: (AC)

To view the parking zone map, please click [here](#).

Add a Vehicle to this Permit

To add a vehicle to this permit, complete the information below. Click 'Save Vehicle Information' to continue or click 'Cancel' to return to the prior screen.

Registered Owner First Name *
BEV

Registered Owner Last Name *
HILLS

License Plate *
TESTA

Plate State *
CALIFORNIA

Year
Select a Year

Make *
JEEP

Model
Select a Model

Color
Select a Color

[Save Vehicle Information](#) [Cancel](#)



Step 5. Review the Terms and Conditions.

Step 6. Check the box acknowledging the Terms and Conditions.

Step 7. Click Add Permit to Shopping Cart.

Temporary Request \$0.00

Permit Holder Information

First Name *
BEV

Last Name *
HILLS

Phone Number *
7082056170

Email Address *
bevhillstesting@gmail.com

Address Information

Address *
777 TEST AVE

Please enter your street number and the first part of your street name in the box to populate available addresses. Exclude Way, Drive, Road, etc. from your search.

Permit Period(s)

Date From *
1/17/2023

Date To *
1/20/2023

Permit Zone: (AC)

To view the parking zone map, please click [here](#).

Click Here to Add a Vehicle

The following vehicle(s) have been added to this permit. Click on a vehicle below to **View** or **Edit** vehicle information.

You may add up to 3 vehicle(s) for this permit.

Plate Number	State	Make
TESTA	CA	JEEP

1 Vehicle(s)

Parking of oversized vehicles is prohibited in residential areas B&MC 7-3-123.

The City is not responsible for typos or errors in the license plate text and you may be subject to citation.

Temporary permits allow daytime and overnight parking for a period of four days only. These permits are to be used by residents who are registering after normal business hours. This permit may only be used one time per license plate and are only valid adjacent to the residential address they are issued to.

Regulations & Restrictions

Click to view the [Terms and Conditions](#)

☒ I certify under the penalty of perjury that I have received a copy of the Temporary Permit Parking Rules and Regulations

Please note, once this request has been submitted and your account has been created the permit is finalized and no changes to your vehicle(s) / address or information can be changed.

Buttons: Go Back, Add Permit to Shopping Cart, Cancel

Step 8. Select Save and Continue to create your account or Continue Shopping if you have additional permits to request.

City of Beverly Hills Parking Permit Portal

Shopping Cart

The following permit(s) have been added to your shopping cart. Click a permit description to view or edit the shopping cart.

Click **'Save and Continue'** to create your online account and request your permits. Failure to follow this step does not submit your request for permits. You can also click **'Continue Shopping'** to add more permits to your cart.

Failure to click the **'Save and Continue'** button below will result in lost changes and/or requests.

ITEM DESCRIPTION	QTY	PRICE EACH	TOTAL
Temporary (TESTA) 1/17/2023 to 1/20/2023	1	\$0.00	\$0.00
	1		\$0.00

Buttons: Continue Shopping, Save and Continue, Cancel & Start Over

For additional information or if you cannot locate your address in our system, please contact (424) 389-5482 during normal business hours (8:00am - 5:00pm pst)